

# seating desking

PRICE AND SPECIFICATION GUIDE - AUG 2024

# Contents

## Portfolio Overview

---



Progress Plus - 21



Progress - 31



Progress Lite - 40



Linnea Elevate - 42



Lux - 48



Reflex - 58



Linnea - 63



Matrix+ - 78



Kassini - 91



Optima Plus - 98



Callisto - 109



Windsor - 115



Flexi - 121



Desk Extensions - 126



Call Centre - 128



Interact - 133



Reception - 137



Conference / Meeting - 148



Alto Canopy - 179



Alto Benches - 183



Harmony Benches - 185



Loco Benches - 186



Cubeform Benches - 189



Lux Benches - 191

# Contents

## Portfolio Overview

---



Forte Benches - 193



Tilt Tables - 196



Fliptop Tables - 197



Folding Tables - 198



Training Tables - 198



Meeting Tables - 203



Bar Tables - 207



Coffee Tables - 209



Switch - 216



Computer / Laptop Tables - 217



Mobile Whiteboard - 218



Pedestals and Personal Storage - 220



Storage - 230



Steel Storage - 241



Cubeform - 244



Recycling Units - 261



Modular Lockers - 262



Desk Mounted Screens - 270



Floor Standing Screens - 279



Oases Screens - 284



Accessories - 296



Power Modules - 300



Monitor Arms - 311



Lighting - 315

# Contents

## Portfolio Overview

### Executive Seating



Hugo - 323



Enna - 325

### Task and Meeting Seating



i-sit - 327



i-sit Lite - 330



Mix - 332



Match - 336



Solo - 338



Loop - 341

### Operator and Meeting Seating



Vida - 343



Eden - 345



Team Plus Mesh - 347



Team Plus Grande - 349

### Agile Seating



Team Plus - 351



Breeze - 353



Tempo - 356



Infinity - 359

### Meeting Chairs



Ace - 361



Leola - 363



Salto - 366



Milo - 371



i-sit - 374



Moda - 376



Infinity - 378

# Contents

## Portfolio Overview

### Multi-Purpose Seating



Ace - 381



Leola - 384



Zen - 389



Multiply - 391



Vice Versa - 395



Kiro - 398



Salto - 401



Hampton - 410



Pablo - 412



Ovo - 414



Norden - 417



Form - 419



Bill - 427



Ben - 429



Aura - 431



Latte - 433



Explorer - 435



Ace - 437



Ovo - 439



Escape - 441



Zen - 443



Multiply - 445



Vice Versa - 449



Kiro - 452

### Stools

# Contents

## Portfolio Overview

### Stools



Pablo - 454



Vegas - 456



Ritz - 458



Bill - 460



Bob - 462



Aura - 464



Perch - 466



Halo - 468



Mario - 470

### Visitor and Lounge Seating



Milo - 472



Elipsa - 474



Ovo - 477



Fusion - 479



Cascara - 482



Myla - 487



Luma - 490



Lusso - 492



Escape - 494

### Pods and Booths



Host One and Two - 497



Serene One and Two - 500



Retreat - 505



Georgia - 509

# Contents

## Portfolio Overview

---

### Soft Seating



Evo Plus High Back - 514



Evo Plus Medium Back - 520



Evo Plus - 526



Ella - 532



Dalton - 535



Madison - 538



Hektor - 540



Kouch - 542



Sofia - 544



Nero - 546



Cushions - 548

### Modular Seating



Pill - 550



Segment - 552



Adaptiv - 554



Luca - 557

# Contents

## Portfolio Overview

	Page		Page
<b>Elite Office Furniture</b>	9	<b>Storage</b>	230
<b>Standards</b>	10	Flare and Combined Storage	231
<b>Services</b>	11	Desk High and Desk Top Storage	233
<b>Ergonomics</b>	12	Planter Units	235
<b>The Designers</b>	13	Desk High and Tall Storage	236
<b>Finishes</b>	14	Steel Storage	241
<b>Fabric Bandings</b>	18	Cubeform	244
<b>Progress Plus</b> - Height Adjustable	21	Recycling Units	261
<b>Progress</b> - Fixed and Height Adjustable	31	Modular Lockers	262
<b>Progress Lite</b> - Height Adjustable	40	HotBox	269
<b>Linnea Elevate</b> - Fixed	43	<b>Desk Mounted Screens</b>	270
<b>Lux</b> - Fixed	48	<b>Floor Standing Screens</b>	279
<b>Reflex</b> - Fixed	58	<b>Oases</b> - Agile Working Solutions	284
<b>Linnea</b> - Fixed	63	<b>Hive Floor Standing Screens</b>	293
<b>Matrix+</b> - Fixed	78	<b>Park Floor Standing Acoustic Screens</b>	294
<b>Kassini</b> - Height Adjustable and Fixed	91	<b>Hush Wall Mounted Acoustic Panels</b>	295
<b>Optima Plus</b> - Height Adjustable and Fixed	98	<b>Accessories</b>	296
<b>Callisto</b> - Fixed	109	Go Bright	297
<b>Windsor</b> - Fixed	115	Slat Wall / Screen Mounted Accessories	299
<b>Flexi</b> - Fixed	121	Power Modules	300
<b>Desk Extensions</b>	126	Kaspa	300
<b>Call Centre</b>	128	Prime	300
<b>Interact Collaborative Tables</b>	133	Boardroom	301
<b>Reception</b>	137	Conus	302
<b>Conference / Meeting Tables</b>	148	Peak	303
<b>Benches</b>	178	Escalate	303
Alto Canopy	179	Wireless Charging Unit	304
Alto	183	Port Hole	305
Harmony	185	Pix	305
Loco	186	Pluto	306
Cubeform	189	Inca	306
Lux	191	Flex	307
Forte	193	Boost	307
<b>Modular Tables</b>	195	Capsule	308
Tilt	196	Plaza	309
Fliptop	197	Wieland	309
Folding	198	Power Accessories	310
Training	198	<b>Monitor Arms</b>	311
Vista	200	Flex	311
Piazza	201	Maya	312
Tondo	202	Ascend	313
Meeting	203	Flo	313
Bar	207	M2	314
Coffee	209	M8	314
Computer / Laptop	216	Ollin	314
Mobile Whiteboard	218	Lighting	315
<b>Pedestals and Personal Storage</b>	220	Supa	315
Mobile Pedestals	221	Mini Z-Bar	315
Steel Pedestals	223	Various	316
Desk High Pedestals	224	<b>Accessory Compatibility Breakdown</b>	317
Personal Storage	226	<b>Notes</b>	322
Handles	228		



# Contents

## Portfolio Overview

---

	Page		Page
<b>Executive Seating</b>		<b>Stools</b>	
Hugo	323	Ace	437
Enna	325	Ovo	439
<b>Task and Meeting Seating</b>		Escape	441
i-sit	327	Zen	443
i-sit lite	330	Multiply	445
Mix	332	Vice Versa	449
Match	336	Kiro	452
Solo	338	Pablo	454
Loop	341	Vegas	456
Vida	343	Ritz	458
<b>Operator and Meeting Seating</b>		Bill	460
Eden	345	Bob	462
Team Plus Mesh	347	Aura	464
Team Plus Grande	349	Perch	466
Team Plus	351	Halo	468
<b>Agile Seating</b>		Mario	470
Breeze	353	<b>Visitor and Lounge Seating</b>	
Tempo	356	Milo	472
Infinity	359	Eliipsa	474
Ace	361	Ovo	477
Leola	363	Fusion	479
Salto	366	Cascara	482
<b>Castor Options</b>	369	Myla	487
		Luma	490
<b>Meeting Chairs</b>		Lusso	492
Milo	371	Escape	494
i-sit	374	<b>Pods and Booths</b>	
Moda	376	Host	497
Infinity	378	Serene	500
<b>Multi-Purpose Seating</b>		Retreat	505
Ace	381	Georgia	509
Leola	384	<b>Soft Seating</b>	
Zen	389	Evo Plus High Back	514
Multiply	391	Evo Plus Medium Back	520
Vice Versa	395	Evo Plus	526
Kiro	398	Ella	532
Salto	401	Dalton	535
Hampton	410	Madison	538
Pablo	412	Hektor	540
Ovo	414	Kouch	542
Norden	417	Sofia	544
Form	419	Nero	546
Bill	427	Cushions	548
Ben	429	<b>Modular Seating</b>	
Aura	431	Pill	550
Latte	433	Segment	552
Explorer	435	Adaptiv	554
		Luca	557
		<b>Technical Information</b>	559
		<b>Notes</b>	587
		<b>Terms and Conditions</b>	589

# Elite Office Furniture

Contact Information and Our Introduction



## Head Office, Showroom and Factory

Elite Road  
Goole  
East Yorkshire  
DN14 8BF

t: +44 (0)1405 746000

email: [sales@elite-furniture.co.uk](mailto:sales@elite-furniture.co.uk)  
[www.elite-furniture.co.uk](http://www.elite-furniture.co.uk)



## London Office and Showroom

81-87 St John Street  
Clerkenwell  
London  
EC1M 4NQ

t: +44 (0)20 7490 4909

email: [londonshowroom@elite-furniture.co.uk](mailto:londonshowroom@elite-furniture.co.uk)

## Proudly Manufactured in Great Britain



## Our History

In 1986, Elite Office Furniture began production in Howden, East Yorkshire. Two years later production moved to larger premises in Goole, East Yorkshire with a workforce of 12.

The business has seen progressive growth over the last 38 years, now standing as a multi-million-pound business, occupying 244,254 sq ft of manufacturing space and employing 150 people.

Our people are at the heart of everything we do, with the current workforce still bearing the original staff and factory operatives that started with the company all them years ago.

## Our Future

Strategic decisions being made now are pathing the way for further success at Elite.

Our new manufacturing facility sustains future production and allows us to develop within the industry, not only as a major competitor, but one with strong credentials to minimising the effect of manufacturing on the environment.

Because of our investment, we believe the future at Elite going to be exciting, a journey we want you to be a part of.

# Standards

## Furniture, Acoustic Screen, Dividing Screen and Seating Accreditations

---



### Furniture Accreditations

- BS EN 527-1:2011  
Office furniture desking dimensions.
- BS EN 527-2:2002  
Office furniture desking mechanical safety requirements.
- BS EN 527-3:2003  
Office furniture desking strength and stability.
- BS EN ISO 9241-5:1999  
Ergonomics of VDU/TFT screen usage within offices.
- BS 4875-7:2006  
Strength and stability of shelving.  
Test level 4 (shelves only).
- BS 6396:2008 + A1:2015  
Office furniture desking electrical systems.
- BS EN 13722:2004  
Gloss/reflective level testing on furniture surfaces.
- BS EN 14073-2:2004  
Strength and rigidity testing of storage furniture part 2.
- BS EN 14073-3:2004  
Strength and rigidity testing of storage furniture part 3.
- BS EN 14074:2004  
Endurance and stability testing of storage furniture.
- BS EN 15372:2008 level 2  
Standard and folding tables structurally suitable and stable for general contract use.
- BS EN 14323:2004  
Dual Board resistance to scratching, cracking and staining.

---

### Acoustic Screen Accreditations

- BS EN ISO 354:2003  
Measurement of sound absorption in a reverberation room.
- ISO 11654:1997  
Sound absorbers for use in buildings - Rating of sound absorption.
- ISO 9613-2:1996  
Attenuation of sound during propagation outdoors.
- ISO 9613-1:1993  
Calculation of the absorption of sound by the atmosphere.
- BS EN 12667:2001  
Thermal Conductivity / Resistance Performance.
- BS EN 13501-1:2007 +A1:2009  
Fire Classification Of Construction Products Building Elements.
- BS EN 13823:2010 + A1:2014  
Reaction to Fire Tests. Thermal attack by single burning item.
- BS EN ISO 11925-2:2010  
Reaction to Fire Tests. Ignitability of building products subjected to direct impregnation of flame - part 2 Single-flame source test.

### Dividing Screen Accreditations

- BS 476-7:1987  
Flammability test for Screens (Class 2).
- BS EN 1023-1:1997  
Office furniture screens, dimensions.
- BS EN 1023-2:2000  
Office furniture screens, mechanical safety requirements.
- BS EN 1023-3:2000  
Office furniture screens, test methods.

---

### Seating Accreditations

- BS EN 1022:2005  
Seating, determination of stability.
- BS EN 1335-1 + BS EN 1335-2 + BS EN 1335-3  
Office work chairs safety test methods.
- BS EN 1728:2012 + AC:2013  
Seat and Back Static Load Test and Durability.  
Front and Back Fatigue Test and Impact Test.
- BS EN 5459-2: 2000+A2:2008  
Office seating for use by person weighing up to 150kg and for use up-to 24 hours a day.
- BS EN 13761:2002  
Visitor Chairs - Dimensions and Safety Requirements.
- BS EN 15373:2007 level 2  
Seating strength, durability and safety.  
Requirements for non-domestic seating.
- BS EN 16139:2013  
4 Legged and cantilever seating, strength, durability and safety requirements.
- BS EN 10025:1993  
Specification for hot rolled products of non-alloy structural steels and their technical delivery conditions.  
Applicable to all chrome plated parts.
- ANSI/BIFMA X5.1-2011  
International testing certificate for office chairs.  
Sections:05,11.3,13,14 and 15.
- TUV Eco-Circle 2008  
Tested for recyclable content, harmful substances, energy saving and ergonomic design.
- NEOCON  
Silver Award Winner 2013 Chicago, USA.

# Services

## Design Services and Chair in a Box

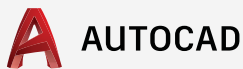
### Design Services

At the heart of Elite lies our design and marketing department that over twenty years has grown from one to seven members. The workplace is continuously evolving, with new concepts and studies shaping the way we design the environment. Our most effective way of maintaining focus on current workplace trends is through attendance at trade shows and exhibitions where we have the opportunity to meet designers and industry influencers who are selected as key-speakers, often covering pressing industry topics.


The design team delivers a breadth of varied services from 2D spacial planning to realistic 3D computer generated visuals. Whether space permits large volumes of staffing or space is an issue, the team will offer successful and practical solutions that take advantage of the available space.

Each project is carefully analysed to achieve the very best layout and conformability to your requirements, complying to current health and safety laws and guidelines. 3D design is now a well-established practice in office design and provides the best method of illustrating office layout designs. We are working to industry standard BIM level 2, that involves developing building information in a collaborative 3D environment with data attached.

For your convenience, all available CAD and Revit Blocks, Product Thumbnails and Assembly Instructions are available at: <https://www.elite-furniture.co.uk/project/downloads/>



### Chair in a Box

Elite offer two different 'boxed' seating delivery options. Delivery cost is dependant on the option you choose, please see below the two options that are available including the code required for when placing your order. For compatibility, please look for the following icon next to your chosen chair. 

#### Option 1: Elite Delivery

Chairs boxed at the factory and delivered using the standard Elite transport method to your registered (regular) warehouse address. Delivery based on weekday multi drop vehicles / untimed delivery.

The cost for this option is **£9 net per chair**.

When ordering please suffix the chair code with **.../BOX1**.

#### Option 2: Courier Delivery

Chairs boxed and shipped using a courier service to your requested UK mainland address. In these instances where speed and convenience is of the essence, chairs can be dispatched within 24 hours post manufacture. No guarantee can be made regarding the exact time of delivery. 9am - 5pm is standard.

Chairs delivered by courier are dispatched in a box 1000mm high (maximum). Please expect some models to be delivered in KD format in order to comply with the couriers tolerance height for shipping. In these instances it may be the case that minimal assembly is required on arrival.

The cost for courier delivery is **£47 net per chair**.

Delivery time is 24-48 hours upon collection by the courier.

When ordering please suffix the chair code with **.../BOX2**.



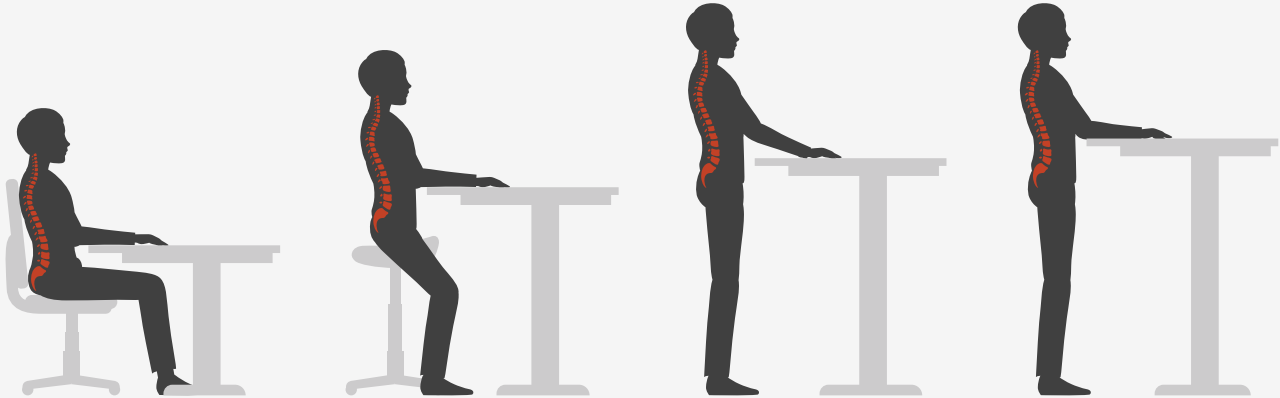
# Ergonomics

## Overview and Guidelines

### Ergonomics Overview

Ergonomics is an applied science that aims to understand people physically and psychologically, in order to design and arrange products, environments and processes for human interaction in the most safe and efficient ways.

Sitting with the correct posture is crucial for maintaining good health, allowing bones and joints to align, decreasing the abnormal wearing of joints that could cause joint pain or even degenerative arthritis. It also reduces stress on the ligaments holding spinal joints together, minimizing the likelihood of injury. There are increasing reports of musculoskeletal disorders caused by poor workstation set ups, poor posture, repetitive movements, intensive work and infrequent breaks.



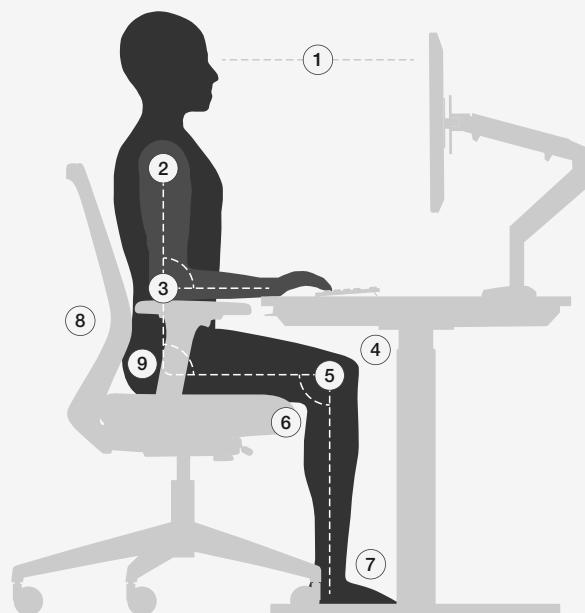
A good posture allows muscles to work more efficiently, allowing the body to use less energy and therefore, preventing muscle fatigue. It helps prevent muscle strain, overuse disorders and even back and muscular pain. Taking care of your posture will maximise comfort, safety and performance, allowing you to focus on what's important.

Chairs that have given consideration for ergonomics have a multitude of advantages. As well as correctly supporting the users posture, they provide supreme comfort with headrests, preventing neck problems and the inclusion of a cushioned seat pad as opposed to a hard seat reduces the pressure on the hips.

The diagram below illustrates the recommended natural posture, demonstrating less stress on the body, reducing the chances of harm and injury to the individual. The ergonomic chair ensures appropriate alignment of the body including the eyes, head, neck, shoulders, arms, back, knees and feet all in relation to the desk and computer screen.

### Posture Guidelines

- 1 Maintain a distance between eyes and screen of 500mm to 700mm.
- 2 Keep your shoulders relaxed and not raised.
- 3 Keep your forearms horizontal and elbows bent at an angle slightly in excess of 90°.
- 4 Maintain a distance between knees and desk of 80 to 100mm.
- 5 Avoid pressure to the area behind the knees.
- 6 Keep your legs bent at an angle of between 90° to 120°.
- 7 Keep your feet resting on the floor.
- 8 Let the backrest support your back.
- 9 Sit firmly against the back with a small gap between the front of the seat pad and the back of your knees.



# The Designers

## Overview

---



**Zoran Jedrejčić**  
Ritz



**Ralf Umland**  
i-sit



**Claudio Bellini**  
Loop and Ace



**Norbert Geelen**  
Breeze



**Massimo Costaglia and Giulio Mazzanti**  
Tempo



**Alberto Basaglia and Natalia Rota Nodari**  
Vice Versa



**Jeremiah Ferrarese and Paolo Scagnellato**  
Salto




**Paolo Lucidi and Luca Pevere**  
Zen

# Finishes

## Dual Board MFC, Nanotech, Edging and Veneer

### Standard Dual Board MFC Finishes

- The 9 finishes below are our standard 25mm and 18mm MFC finishes.
- An MFC finish needs to be specified when ordering an MFC product.
- Beech has been discontinued for 2024 effective immediately.



Ash




Autumn Cherry



Chester Oak



English Walnut



Grey



Grey Nebraska Oak



Laurentii Wenge



Natural Nebraska Oak



White



Beech - Discontinued

### Standard Nanotech Finishes

- The finish below is our Nanotech finish and is subject to a 2 week lead time.
- Undercut edging detail option available.
- Contact Customer Services for specification, prices and lead time.



Black Matt MDF

### Standard Contrasting Edging Options for White Dual Board MFC and Nanotech Finishes

- The 3 finishes below are standard edging options for 25mm White Dual Board MFC and Nanotech finishes only.
- Colourmatched edging will be applied if an edging finish has not been specified when ordering an MFC or Nanotech product.
- On White Dual Board MFC products, Add £36 retail per top for Black or Laurentii Wenge edging and add £46 retail per top for Plywood Effect edging.
- On Nanotech products, Add £0 retail per top for Black, Laurentii Wenge and Plywood Effect edging.



Black  
with White  
Add £36 per top



Laurentii Wenge  
with White  
Add £36 per top




Plywood Effect  
with White  
Add £46 per top

### Standard Veneer Finishes

- The 2 finishes below are our standard 25mm and 18mm Veneer finishes.
- Elite cannot guarantee continuity in the appearance of veneer panels.
- Elite process pre-veneered boards that cannot be book or colour matched.



Oak



Walnut

Whilst every effort has been made to ensure accurate colours are illustrated in this document, there may be a slight colour difference due to the printing process, therefore please refer to our colour sample swatches prior to ordering.

# Finishes

## Solid Wood, Coloured MFC and Wooden Frame Finishes

---

### Solid Wood Finishes

- The finish below is a non-standard 32mm Solid Wood finish that can be specified on Alto, Harmony and Loco Benches only.
- Finish supplied with square edging only.
- This material is natural and its appearance will vary including grain patterns and burring / knots in the surface.
- Subject to a 3 week lead time, see individual product pages for specification and pricing.



Oak (32mm)


---

### Coloured MFC Finishes

- The 7 finishes below are non-standard 18mm MFC finishes that can be specified on select items only.
- Matching edging tape.
- Subject to a 2 week lead time, see individual product pages for further specification and pricing.



Praline




Olive Green




Atlantic Blue



Sapphire Blue



Mustard Yellow



Terracotta



Conker Brown


---

### Wooden Frame Finishes


- One of the 2 finishes (top) below are available as standard on ranges where wooden frames are specified, see individual product pages for specification and pricing.
- The 6 finishes (bottom) below are available on ranges where wooden frames are specified, see individual product pages for specification and pricing.
- Due to the staining process and the use of natural materials, no guarantee can be given to the final appearance and continuity when staining timber products.
- See individual product pages for specification and pricing.



Ash




Beech




Stained Walnut



Stained Espresso



Stained Wenge



Stained Black



Stained Grey



White

---

Whilst every effort has been made to ensure accurate colours are illustrated in this document, there may be a slight colour difference due to the printing process, therefore please refer to our colour sample swatches prior to ordering.




# Finishes

## Metalwork and Acrylic Finishes

---

### Standard Metalwork Finishes

- The 3 finishes below are our standard Metalwork finishes.



Elite Silver  
RAL 9006



Black Graphite  
RAL 9004



White  
RAL 9003

---

### Item Specific Metalwork Finishes

- The 10 finishes below are non-standard Metalwork finishes which can be specified where indicated.
- Add specified price or add 15% to retail price for Chrome Effect finish and 5% to retail price for Raw and Black finish.
- Add specified price or add 12% to retail price for Praline, Olive Green, Atlantic Blue, Sapphire Blue, Mustard Yellow, Terracotta and Conker Brown finishes and is subject to a 2 week lead time.
- See individual product pages for further specification and pricing.




Chrome Effect  
Add 15% on  
non-Seating Products




Raw  
Add 5% on  
non-Seating Products




Black  
RAL 9005  
Add 5%



Praline  
Add 12% on  
non-Seating Products




Olive Green  
Add 12% on  
non-Seating Products



Atlantic Blue  
Add 12% on  
non-Seating Products



Sapphire Blue  
Add 12% on  
non-Seating Products



Mustard Yellow  
Add 12% on  
non-Seating Products



Terracotta  
Add 12% on  
non-Seating Products




Conker Brown  
Add 12% on  
non-Seating Products


---

### Acrylic Finishes


- The 6 finishes below are available on our Acrylic Screens.
- All Hygiene Protection Screens are available in Clear Acrylic only.



Blue




Green



Orange



Red



Frosted



Clear

---

Whilst every effort has been made to ensure accurate colours are illustrated in this document, there may be a slight colour difference due to the printing process, therefore please refer to our colour sample swatches prior to ordering.

# Finishes

## Dual Board MFC and Acoustic Screens Breakdown

### Dual Board MFC

Elite are an exclusive user of the superior quality melamine board called 'Dual Board'. The board consists of a chipboard core surfaced on both sides by a sheet of MDF. The newly developed 'Dual Board' material offers significant advantages including structural, machining and component strength.

The material offers Elite's client increased quality and added value. It offers greater impact resistance combining the durability of MDF and Chipboard into a single board.

The MDF faces of 'Dual Board' eliminates any irregularities associated with raw chipboard and translates this into a smooth, even surface. For our highly complex production operation this level of board performance is essential and translates directly into the high standards of quality offered to Elite clients.

#### Accreditations

BS EN 13722:2004

#### Attributes

Perfect cutting during manufacture. High physical-mechanical performance, providing excellent response in demanding load situations. High resistance to impact, preventing marks, deformities or surface damage. The properties of the exterior high-density fibre layer reduce surface absorption.



### Acoustic Screens (Class B)

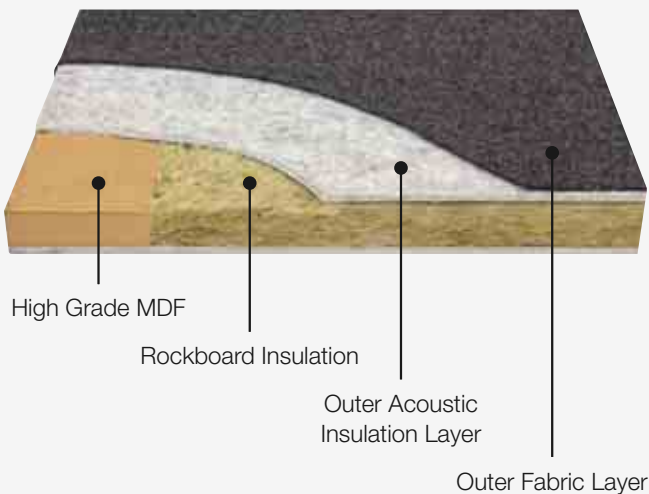
Flexible working environments are continuing to become essential in the workplace, with a requirement to accommodate a broad range of users. Removing walls as active barriers and opting for open plan offices and furniture layouts, utilises the building footprint and delivers modular furniture to support agile working techniques. With the higher number of employees using the same space, the noise within a closer proximity increases.

Research suggests that one of the biggest contributing factors of workplace unrest is inadequate acoustics and consideration must be given to employees working in congested environments to support their productivity. Investing in acoustic screen solutions will increase efficiency and employee morale, demonstrating a considerate approach to individual's wellbeing.

#### Accreditations

ISO 354:2003, ISO 11654:1997, ISO 9613-1:1993, EN 12667:2001, EN 13501-1:2007 +A1:2009, EN 13823:2010 and ISO 11925-2:2010

Acoustic Certification - Achieved class B - 0.85(H)  
Sound Absorption - GB/T20247-2006/ISO354:2003 (A Level)  
Environmental - GB/T5849-2006 (E0 Level)  
Fire Retardant - GB 862402006 and  
GEN 13501-1:2007+A1:2009 (B Levels)



Whilst every effort has been made to ensure accurate colours are illustrated in this document, there may be a slight colour difference due to the printing process, therefore please refer to our colour sample swatches prior to ordering.

# Finishes

## Fabric Bandings Groups 1-4

### Group 1

Abbotsford Classic Plain (€+) (👤)  
Abbotsford Classic Herringbone (€+) (👤)  
Agua Chea (€+) (👤)  
Agua Task (€+) (👤)  
Camira Advantage (👤) (👤)  
Camira Citadel (👤)  
Camira Era (👤)  
Camira Gravity (👤)  
Camira Phoenix (👤)  
Camira Rivet (👤)  
Camira Xtreme (👤)  
Gabriel Chilli (👤) (👤)  
Gabriel Fighter  
Gabriel Noma (👤)  
Gabriel Tonal (👤)  
Inloom Alba  
Inloom Bondai  
Inloom Radio  
Panaz Highland (👤)  
Panaz Marna  
Panaz Noble  
Chieftain Just Colour (Vinyl) (👤)  
Chieftain Just Patterns (Vinyl) (👤)  
Chieftain Trimcell Classic (Vinyl) (👤)  
Chieftain Trimcell Legend (Vinyl) (👤)  
Panaz Cadet (All) (Vinyl) (👤)  
Yarwood Dollaro (Vinyl) (👤) (€+)

### Group 2

Agua Hana (👤) (€+)  
Agua Lavoro (👤) (€+)  
Agua Libra (👤) (€+)  
Agua Vina (👤) (€+)  
Camira Aspect (👤) (👤)  
Camira Chateau (👤)  
Camira Main Line Plus (👤) (👤)  
Camira Quest (👤) (👤)  
Camira Replay (👤) (👤)  
Camira Sprint (👤)  
Camira Urban (👤) (👤)  
Camira X2 (👤)  
Gabriel Atlantic  
Gabriel Blend (👤)  
Gabriel Cura (👤)  
Gabriel Go Check (👤) (👤)  
Gabriel Go Couture (👤)  
Gabriel Go Uni (👤)  
Gabriel Medley (👤)  
Gabriel Renewed Loop (👤)  
Gabriel Step (👤) (👤)  
Gabriel Step Melange (👤) (👤)  
Inloom King Flex  
Inloom One  
Inloom Time (👤)  
Panaz Alba  
Panaz Eve (👤)  
Panaz Harvard (👤)  
Panaz Highland Stretch (Matte) (👤)  
Panaz Microvelle  
Panaz Montagu (👤)  
Panaz Riva  
Agua Paint Pot (Vinyl) (👤) (€+)  
Camira Vita (Vinyl) (👤) (👤)  
Panaz Aston (Vinyl) (👤)  
Panaz Brookland (Vinyl) (👤)  
Panaz Morgan Pro (Vinyl) (👤)  
Panaz Soft Touch Pro (Vinyl) (👤)  
Panaz Vintage (Vinyl)  
Spradling Mardi Gras (Vinyl) (👤) (€+)  
Spradling Tannery (Vinyl) (€+)  
Spradling Valencia C5 (Vinyl) (👤) (€+)

### Group 3

Agua Buro (👤) (€+)  
Agua Eden (€+) (👤)  
Agua Linetta (€+) (👤)  
Agua Primeira (👤) (€+)  
Camira Main Line Flax (👤) (👤)  
Camira Nexus (👤)  
Camira Penta (👤)  
Camira Sumi (👤) (👤)  
Camira Synergy (👤) (👤)  
Gabriel Athlon (👤)  
Gabriel Connect (👤) (👤)  
Gabriel Contour  
Gabriel Cyber (👤)  
Gabriel Felicity  
Gabriel Focus (👤) (👤)  
Gabriel Focus Melange (👤) (👤)  
Gabriel Grain (👤) (👤)  
Gabriel Lense (👤)  
Gabriel Mica  
Gabriel Swing (👤)  
Inloom Jeans (👤)  
Inloom Jet  
Inloom Milano (👤)  
Inloom Respun  
Inloom Riva  
Inloom Roccia (👤)  
Panaz Altair (👤)  
Panaz Coco  
Panaz Kilda  
Panaz Linear (👤)  
Panaz Luxe Performance Velvet  
Svensson Ally (👤)  
Svensson Easy  
Svensson Hello RE  
Svensson Macro  
Svensson Semi (👤)  
Svensson Tone  
Vescom Acton (€+) (👤)  
Vescom Samar (👤) (€+)  
Agua Entwine (Vinyl) (€+) (👤)  
Agua Fleck (Vinyl) (€+) (👤)  
Agua Lunar (Vinyl) (👤) (€+)  
Agua Taurus (Vinyl) (👤) (€+)  
Chieftain Pasha (Vinyl) (👤)  
Panaz Vyflex Plus (Vinyl) (👤)  
Spradling Maglia C5 (Vinyl) (👤) (€+)  
Spradling Silvertex C5 (Vinyl) (👤) (€+)  
Spradling Valencia C5 Heritage (Vinyl) (👤) (€+)  
Yarwood Churchill (Vinyl) (👤) (€+)



### Group 4



Abbotsford Classic Melton (👤) (€+)  
Agua Boucle (👤) (€+)  
Agua VerdEco (👤) (€+)  
Agua Zephyr (👤) (€+)  
Camira 24/7+ (👤)  
Camira 24/7 Flax (👤) (👤)  
Camira Aquarius (👤) (👤)  
Camira Blazer (👤) (👤)  
Camira Halcyon Aspen (👤)  
Camira Halcyon Blossom (👤)  
Camira Halcyon Cedar (👤) (👤)  
Camira Hemp (👤) (👤)  
Camira Hi-Tech (👤)  
Camira Intervene Texture (👤) (👤)  
Camira Kyoto (👤) (👤)  
Camira Main Line Twist (👤) (👤)  
Camira Oceanic (👤) (👤)  
Camira Track (👤) (👤)  
Chieftain Carousel (👤)  
Chieftain Ravel (👤)  
Gabriel Beyond Loop (👤) (👤)  
Gabriel Bond (👤) (👤)  
Gabriel Breeze Fusion (👤) (👤)  
Gabriel Capture (👤)  
Gabriel Crisp (👤) (👤)  
Gabriel Europost 2 (👤)  
Gabriel Fame (👤)  
Gabriel Gaja Classic (👤)  
Gabriel Just  
Gabriel Mood (👤)  
Gabriel Select (👤)  
Gabriel Tempt (👤)  
Inloom Nautilus (👤)  
Inloom Sealife  
Panaz Allure  
Panaz Shelby  
Vescom Aukland (€+) (👤)  
Vescom Bowen (€+) (👤)  
Vescom Burton (€+) (👤)  
Vescom Harding (👤) (€+)  
Vescom Lindau (👤) (€+)  
Agua Oregon Hyde (Vinyl) (👤) (€+)  
Chieftain Lionella (Vinyl) (👤)  
Chieftain Multistretch (Vinyl) (👤)  
Spradling Chronos (Vinyl) (👤) (€+)  
Yarwood Colorado (Vinyl) (👤) (€+)  
Yarwood Vintage (Vinyl) (👤) (€+)




# Finishes



## Fabric Bandings Groups 5-7 and Leather



### Group 5

Agua Cord   £+



Agua Pearl   £+



Camira Regent Velvet   


Camira Silk  


Camira Yoredale  

Chieftain Earthly


Gabriel Focus Royal  


Gabriel Morph  


Gabriel Passion 



Inloom Corte 



Inloom Spazio

Svensson Khaki 



Svensson Node 



Vescom Foster  £+


Camira Deca (Vinyl)  


Spradling Artesian (Vinyl)   £+


### Group 6


Bute Mercury   £+


Camira Craggan Flax  

Camira Patternmaker 


Gabriel UMBER 

Svensson Cody 

Svensson Harper 



Svensson Heritage 



Svensson Step



Vescom Moore  £+



Chieftain Protect 7 (Vinyl)



### Group 7



Bute Elgin   £+



Bute Identity Clan   £+


Bute Identity Kin   £+


Bute Magic   £+


Bute Strata Mason   £+


Bute Strata Mineral   £+


Camira Revolution  


Camira Synergy Quilt Channel 


Camira Synergy Quilt Chevron 



Camira Synergy Quilt Hourglass 



Gabriel Comfort + 



Gabriel Cubic 



Gabriel Nobel 


Inloom Nabucco 



Kvadrat Clara 2   £+



Kvadrat Field 2   £+


Kvadrat Floyd   £+


Kvadrat Reflect   £+


Kvadrat Relate  £+


Kvadrat Remix 3   £+


Kvadrat Steelcut Trio 3   £+

Svensson Accessoire 


Svensson Balance 



Svensson Club 

Svensson Debut 

Svensson Ink 

Svensson Mingel

Svensson Poppy 

Camira Layer (Vinyl)  

### Leather


Crest Shelly   £+

Yarwood Style   £+



# Finishes

Screen Fabric Bandings Groups 1-7 and Oases Fabric Bandings Groups A-C







## Screen Group 1

Camira Cara   
Camira Carlow   
Camira Era 170   
Camira Lucia   
Camira Sonus   
Gabriel Tonal 170 




## Screen Group 2

Camira Lucia CS Screen   
Gabriel Event Screen Plus 




## Screen Group 3

Camira Blazer Lite   
Camira Nexus   
Gabriel Mica 170   
Gabriel Renewed Loop Screen   
Gabriel Twist   
Gabriel Twist Melange 

## Screen Group 4

Camira Synergy 170   
Gabriel Atlantic Screen 170   
Gabriel Just 170 







## Screen Group 5

Gabriel Focus Melange Screen   
Gabriel Step Screen   
Gabriel Step Melange Screen 

## Screen Group 6

Gabriel Hush Flair 

## Screen Group 7

Kvadrat Floyd Screen 170    
Kvadrat Hint 170    
Kvadrat Relate Screen 170  




## Oases Group A


Camira Era 170   
Camira Lucia CS Screen   
Gabriel Cura   
Gabriel Tonal 170 


## Oases Group B


Camira Blazer Lite   
Camira Nexus   
Camira Sprint   
Camira Synergy   
Gabriel Twist   
Gabriel Twist Melange 


## Oases Group C

Camira Blazer   
Gabriel Atlantic Screen 170   
Gabriel Focus Melange Screen 

Recommended for our soft seating ranges 

Recommended for our screen / panel ranges only 

Recommended for our Oases range 

Fabrics available for products on a one-week lead time - Please note, UK stocked colourways only - Please check before ordering 

Surcharge Applicable 

\* Please note, when ordering less than 10 units in any Abbotsford, Agua, Bute, Spradling or Yarwood fabric, the order will be subject to a £15 surcharge

\* Please note, when ordering less than 10 units in any Crest fabric, the order will be subject to a £19 surcharge

\* Please note, when ordering less than 15 units in any Kvadrat fabric, the order will be subject to a £48 surcharge

\* Please note, when ordering less than 15 units in any Vescom fabric, the order will be subject to a £50 surcharge

When multiple fabric band selections are specified, the unit price will reflect the highest band fabric requested

# Progress Plus

Electric Sit / Stand Workstations, Meeting and Screens



With its clean lines and lightweight design, Progress Plus has been designed to blend into the modern office environment. Its electric height adjustment enables a smooth transition between sitting and standing, allowing users to vary their posture throughout the day. Progress Plus features an optional control panel that is operated using Bluetooth® technology between the desk and an advanced mobile app, aimed at developing a healthy routine into the workday. The panel tracks the usage of the desk, reminding users to adjust their station, changing the users prolonged sitting behaviour. Within the frame, there is an innovative wire management tray that conceals cables and is easily accessed using two folding hoods. To further personalise the desk, there are a number of optional accessories to complement the range.



# Progress Plus

## Height Adjustable Workstations

3 Week Lead Time

<b>MFC:</b>	Available in Ash, Autumn Cherry, Beech, Chester Oak, English Walnut, Grey, Grey Nebraska Oak, Laurentii Wenge, Natural Nebraska Oak and White
<b>Veneer:</b>	Available in Oak and Walnut (3 Week Lead Time)
<b>Edging:</b>	Add £36 for Wenge and Black per top - Add £46 for Plywood Effect per top - Edging on 25mm White MFC only
<b>Metalwork:</b>	Add 0% for Silver, Black Graphite and White



PP16/16/EHA

### Progress Plus Electric Height Adjustable Double Bench

- 3 week lead time.
  - 2x 25mm sliding top panels.
  - Complete with 2x horizontal cable trays.
  - Sit / stand height adjustment of 650mm-1280mm via electronic up / down keypad.
  - Anti-collision as standard.
  - Pedestals 640h and over will clash with the subframe when in the lowest height setting.
- An Advanced Keypad can be specified to enable a minimum height setting to be configured preventing surface contact (page 23). The recommended pedestal for the standard keypad is an MPF, MP3, MPFM or MP3M (page 221).

	<b>MFC</b>	<b>Veneer</b>
<b>PP18/16/EHA</b> - 1800w x 1600d x 650-1280h	£3,187	£3,945
<b>PP16/16/EHA</b> - 1600w x 1600d x 650-1280h	£3,125	£3,808
<b>PP14/16/EHA</b> - 1400w x 1600d x 650-1280h	£3,061	£3,744
<b>PP12/16/EHA</b> - 1200w x 1600d x 650-1280h	£2,999	£3,682
<b>PP18/12/EHA</b> - 1800w x 1200d x 650-1280h	£2,928	£3,555
<b>PP16/12/EHA</b> - 1600w x 1200d x 650-1280h	£2,870	£3,496
<b>PP14/12/EHA</b> - 1400w x 1200d x 650-1280h	£2,812	£3,438
<b>PP12/12/EHA</b> - 1200w x 1200d x 650-1280h	£2,754	£3,380



PPR16/8/EHA

### Progress Plus Electric Height Adjustable Rectangular Desk

- 3 week lead time.
  - 25mm top panel.
  - Complete with a horizontal cable tray.
  - Sit / stand height adjustment of 650mm-1280mm via electronic up / down keypad.
  - Anti-collision as standard.
  - Pedestals 640h and over will clash with the subframe when in the lowest height setting.
- An Advanced Keypad can be specified to enable a minimum height setting to be configured preventing surface contact (page 23). The recommended pedestal for the standard keypad is an MPF, MP3, MPFM or MP3M (page 221).

	<b>MFC</b>	<b>Veneer</b>
<b>PPR18/8/EHA</b> - 1800w x 800d x 650-1280h	£1,577	£1,918
<b>PPR16/8/EHA</b> - 1600w x 800d x 650-1280h	£1,546	£1,887
<b>PPR14/8/EHA</b> - 1400w x 800d x 650-1280h	£1,515	£1,854
<b>PPR12/8/EHA</b> - 1200w x 800d x 650-1280h	£1,483	£1,824
<b>PPR18/6/EHA</b> - 1800w x 600d x 650-1280h	£1,451	£1,764
<b>PPR16/6/EHA</b> - 1600w x 600d x 650-1280h	£1,420	£1,733
<b>PPR14/6/EHA</b> - 1400w x 600d x 650-1280h	£1,393	£1,706
<b>PPR12/6/EHA</b> - 1200w x 600d x 650-1280h	£1,362	£1,674



PPR16/8/EHA/C

### Progress Plus Electric Height Adjustable Rectangular Desk on Castors

- 3 week lead time.
  - 25mm top panel.
  - Complete with a horizontal cable tray.
  - Sit / stand height adjustment of 650mm-1280mm via electronic up / down keypad.
  - Anti-collision as standard.
  - Pedestals 640h and over will clash with the subframe when in the lowest height setting.
- An Advanced Keypad can be specified to enable a minimum height setting to be configured preventing surface contact (page 23). The recommended pedestal for the standard keypad is an MPF, MP3, MPFM or MP3M (page 221).

	<b>MFC</b>	<b>Veneer</b>
<b>PPR18/8/EHA/C</b> - 1800w x 800d x 730-1360h	£1,667	£2,006
<b>PPR16/8/EHA/C</b> - 1600w x 800d x 730-1360h	£1,636	£1,976
<b>PPR14/8/EHA/C</b> - 1400w x 800d x 730-1360h	£1,604	£1,944
<b>PPR12/8/EHA/C</b> - 1200w x 800d x 730-1360h	£1,572	£1,914
<b>PPR18/6/EHA/C</b> - 1800w x 600d x 730-1360h	£1,541	£1,853
<b>PPR16/6/EHA/C</b> - 1600w x 600d x 730-1360h	£1,510	£1,822
<b>PPR14/6/EHA/C</b> - 1400w x 600d x 730-1360h	£1,482	£1,794
<b>PPR12/6/EHA/C</b> - 1200w x 600d x 730-1360h	£1,450	£1,763



PP120/12/EHA

### Progress Plus Electric Height Adjustable 120 Degree Workstation

- 3 week lead time.
  - 3x 25mm top panels.
  - Complete with a horizontal cable tray.
  - Sit / stand height adjustment of 650mm-1280mm via electronic up / down keypad.
  - Anti-collision as standard.
  - Pedestals 640h and over will clash with the subframe when in the lowest height setting.
- An Advanced Keypad can be specified to enable a minimum height setting to be configured preventing surface contact (page 23). The recommended pedestal for the standard keypad is an MPF, MP3, MPFM or MP3M (page 221).

	<b>MFC</b>	<b>Veneer</b>
<b>PP120/12/8/EHA</b> - 2920w (dia) x 650-1280h (1200w back edge x 800d return)	£6,696	£7,875
<b>PP120/12/6/EHA</b> - 2720w (dia) x 650-1280h (1200w back edge x 600d return)	£6,355	£7,486
<b>PP120/10/6/EHA</b> - 2372w (dia) x 650-1280h (1000w back edge x 600d return)	£6,017	£7,091

# Progress Plus

## Accessories



.../PPKP

### Progress Plus Advanced Keypad

- Standard lead time.
- Upgrade Progress Plus standard keypad or retrofit.
- Extra features include setting upper and lower height restrictions, memory function and anti-collision sensitivity.
- To upgrade, suffix code to end of chosen desk (e.g. PPR16/8/EHA/PPKP).

	<b>Price</b>
.../PPKP3 - 120 Degree Workstation Upgrade at Point of Purchase	£135
.../PPKP2 - Double Bench Upgrade at Point of Purchase	£90
.../PPKP - Single Workstation Upgrade at Point of Purchase	£45
<b>PPKP3</b> - 120 Degree Workstation Retrofit after Purchase	<b>£165</b>
<b>PPKP2</b> - Double Bench Retrofit after Purchase	<b>£110</b>
<b>PPKP</b> - Single Workstation Retrofit after Purchase	<b>£55</b>



PPKPD

### Progress Plus Advanced Keypad App Dongle

- Standard lead time.
- Progress Plus advanced keypad required for this product.
- For use with a mobile application, refer to Progress Plus user guide.
- Provides access to a healthy working programme.

	<b>Price</b>
<b>PPKPD</b>	<b>£64</b>



PPLM  
Illustrated in red

### Progress Plus Locking Mechanism

- Standard lead time.
- Sold in pairs.
- Retrofittable locking mechanism.
- Located under bench top.

	<b>Price</b>
<b>PPLM</b> - Sold in Pairs	<b>£25</b>



# Progress Plus

## Accessories

**MFC:** Available in Ash, Autumn Cherry, Beech, Chester Oak, English Walnut, Grey, Grey Nebraska Oak, Laurentii Wenge, Natural Nebraska Oak and White  
**Veneer:** Available in Oak and Walnut (3 Week Lead Time)  
**Edging:** Add £36 for Wenge and Black per top - Add £46 for Plywood Effect per top - Edging on 25mm White MFC only  
**Metalwork:** Add 0% for Silver, Black Graphite and White



PPDDSE



PPSDSE

### Progress Plus Decorative Slab End

- Standard lead time.
- For use on one end of the workstation (for use on both ends, specify 2x slab ends).

			MFC	Veneer
<b>PPDDSE</b>	- For 1600d Ends	- 1500w x 25d x 540h	£212	£340
<b>PPDDSE12</b>	- For 1200d Ends	- 1100w x 25d x 540h	£184	£295
<b>PPSDSE</b>	- For 800d Ends	- 760w x 25d x 540h	£141	£228



PPRMP16  
Illustrated in red

### Progress Plus Steel Modesty Panel

- Standard lead time.
- Modesty panels are 300mm high.

				Metalwork
<b>PPRMP18</b>	- For 1800w Workstations	- 1500w		£192
<b>PPRMP16</b>	- For 1600w Workstations	- 1300w		£190
<b>PPRMP14</b>	- For 1400w Workstations	- 1100w		£183
<b>PPRMP12</b>	- For 1200w Workstations	- 900w		£179



PPRCT16  
Illustrated in red

### Progress Plus Double Bench Cable Tray

- Standard lead time.
- Compatible with Progress Plus double benches only.
- Cable tray positioned underneath fixed horizontal cable trays.
- Cable tray can be closed to cover exposed cables.
- Double bench cable trays are 230mm deep and 78mm high.

				Metalwork
<b>PPRCT18</b>	- For 1800w Workstations	- 1560w		£216
<b>PPRCT16</b>	- For 1600w Workstations	- 1360w		£199
<b>PPRCT14</b>	- For 1400w Workstations	- 1160w		£183
<b>PPRCT12</b>	- For 1200w Workstations	- 960w		£169



# Progress Plus

## Accessories

**Metalwork:** Add 0% for Silver, Black Graphite and White



PPLCT  
Illustrated in red

### Progress Plus Double Bench Linking Cable Tray

- Standard lead time.
- Compatible with Progress Plus double benches with double bench cable tray only.
- Allows cables to pass safely between 2 double benches.
- Double bench cable trays are 135mm deep and 35mm high.

**Metalwork**

**PPLCT** - For All Workstations - 260w \_\_\_\_\_ £169



PPFP  
Illustrated in red

### Progress Plus Linking Plate

- Standard lead time.
- Links Progress Plus workstations end to end to ensure a consistent / fixed gap of 25mm between work surfaces to reduce the risk of finger trapping.

**Metalwork**

**PPFP** - 208w x 180d \_\_\_\_\_ £64



PPCR...  
Illustrated in red

### Progress Plus Double Bench Cable Riser

- Standard lead time.
- Compatible with Progress Plus double benches with double bench cable tray only.
- Connects at pre-fixed points along the workstation / cable tray.

**Price**

**PPCR/SB** - Silver / Black \_\_\_\_\_ £47  
**PPCR/BB** - Black / Black \_\_\_\_\_ £47  
**PPCR/WB** - White / Black \_\_\_\_\_ £47



TCRF...  
Illustrated in red

### Progress Plus Double Bench Track Cable Riser

- Standard lead time.
- Compatible with Progress Plus double benches with double bench cable tray only.
- Connects at pre-fixed points along the cable tray and finishes on the floor.

**Price**

**TCRF/SB** - Silver / Black \_\_\_\_\_ £47  
**TCRF/BB** - Black / Black \_\_\_\_\_ £47  
**TCRF/WB** - White / Black \_\_\_\_\_ £47



TCR...  
Illustrated in red

### Track Cable Riser

- Standard lead time.
- Connects at pre-determined points located on the underside of the cable tray.
- Free standing steel plate base.

**Price**

**TCR/SB** - Silver / Black \_\_\_\_\_ £97  
**TCR/BB** - Black / Black \_\_\_\_\_ £97  
**TCR/WB** - White / Black \_\_\_\_\_ £97

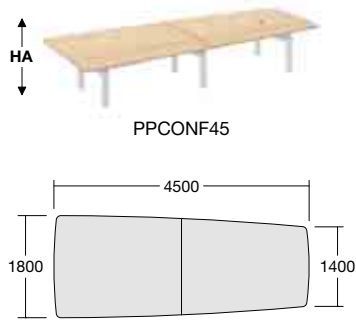


# Progress Plus

## Height Adjustable Conference Tables

3 Week Lead Time

**MFC:** Available in Ash, Autumn Cherry, Beech, Chester Oak, English Walnut, Grey, Grey Nebraska Oak, Laurentii Wenge, Natural Nebraska Oak and White  
**Nanotech:** Available in Black (2 Week Lead Time)  
**Edging:** Add £36 for Wenge and Black per top - Add £46 for Plywood Effect per top - Edging on 25mm White MFC and Black Nanotech only  
**Metalwork:** Add 0% for Silver, Black Graphite and White

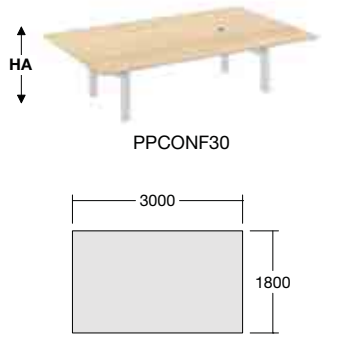


### Progress Plus Electric Height Adjustable Half-Barrel Conference Table

- 3 week lead time.
- 2x 25mm top panels.
- Complete with horizontal cable trays.
- Sit / stand height adjustment of 650mm-1280mm via electronic up / down keypad situated on the desktop.
- Anti-collision as standard.

**PPCONF45** - 4500w x 1800/1400d x 650-1280h  
 2x 2250mm Sections - Seating up to 14 People

MFC	Nanotech
£8,702	£9,568



### Progress Plus Electric Height Adjustable Rectangular Conference Table

- 3 week lead time.
- 1x 25mm top panel.
- Complete with horizontal cable trays.
- Sit / stand height adjustment of 650mm-1280mm via electronic up / down keypad situated on the desktop.
- Anti-collision as standard.

**PPCONF30** - 3000w x 1800d x 650-1280h  
 1x 3000mm Sections - Seating up to 10 People

MFC
£5,673




# Progress Plus

## Desk Mounted System Screens

<b>Fabric:</b>	Fully upholstered with pinnable surface - See below for pricing groups		
<b>Acrylic:</b>	Available in Blue, Green, Orange, Red, Frosted and Clear		
<b>MFC:</b>	Available in Ash, Autumn Cherry, Beech, Chester Oak, English Walnut, Grey, Grey Nebraska Oak, Laurentii Wenge, Natural Nebraska Oak and White		
<b>Metalwork:</b>	Add 0% for Anodised Silver, Black Graphite and White		
<b>Fabric Groups:</b>	Add £0 for Group 1	- Add £13 for Group 2	- Add £26 for Group 3
	Add £52 for Group 5	- Add £65 for Group 6	- Add £78 for Group 7



PPSS16F



Fabric, Acrylic and MFC Finishes

### Progress Plus Desk Mounted System Screen for Double Benches

- Standard lead time. • Straight dividing screens with aluminium trim. • All screens suitable for screen mounted accessories.
- Screen is bracketed to the double bench leg frames. • Link post not required.
- Available as Hygiene Protection Screens and add-ons (see HPS Guide).
- Optional screen mounted accessories available (page 299).

#### Straight System Screen without Management Rail


		<b>Fabric Group 1</b>	<b>Acrylic</b>	<b>MFC</b>
<b>PPSS18...</b>	- 1662w x 27d x 765h	£659	£659	£612
<b>PPSS16...</b>	- 1462w x 27d x 765h	£617	£617	£574
<b>PPSS14...</b>	- 1262w x 27d x 765h	£584	£584	£543
<b>PPSS12...</b>	- 1062w x 27d x 765h	£553	£553	£510

#### Finishes:

Fabric System Screens without Management Rail (suffix ...F)  
 Acrylic System Screens without Management Rail (suffix ...A)  
 MFC System Screens without Management Rail (suffix ...MFC)



ESS16F



Fabric, Acrylic and MFC Finishes

### Progress Plus Desk Mounted System Screen for Single Workstations

- Standard lead time. • Straight dividing screens with aluminium trim and optional management rail
- All screens suitable for screen mounted accessories.
- Screen is bracketed to the outer edge of the desk top. • Link post not required.
- Available as Hygiene Protection Screens and add-ons (see HPS Guide).
- Optional screen mounted accessories available (page 299).

#### Straight System Screen without Management Rail

		<b>Fabric Group 1</b>	<b>Acrylic</b>	<b>MFC</b>
<b>ESS18...</b>	- 1773w x 27d x 375h	£467	£467	£425
<b>ESS16...</b>	- 1573w x 27d x 375h	£428	£428	£390
<b>ESS14...</b>	- 1373w x 27d x 375h	£398	£398	£353
<b>ESS12...</b>	- 1173w x 27d x 375h	£362	£362	£329

#### Straight System Screen with Management Rail

<b>ESS18M...</b>	- 1773w x 27d x 375h	£622	£622	£564
<b>ESS16M...</b>	- 1573w x 27d x 375h	£574	£574	£522
<b>ESS14M...</b>	- 1373w x 27d x 375h	£505	£505	£479
<b>ESS12M...</b>	- 1173w x 27d x 375h	£470	£470	£425

#### Finishes:


Fabric System Screens with or without Management Rail (suffix ...F)  
 Acrylic System Screens with or without Management Rail (suffix ...A)  
 MFC System Screens without Management Rail (suffix ...MFC)  
 MFC System Screens with Management Rail (suffix .../MFC)

For use **without** Power Modules and Monitor Arms with brackets (no suffix)

For use **with** Power Modules and Monitor Arms with brackets (creates a minimum 12mm void) (suffix .../V)



PPSS120/12F



Fabric, Acrylic and MFC Finishes

### Progress Plus Desk Mounted System Screen for 120 Degree Workstations

- Standard lead time. • Straight dividing screens with aluminium trim. • All screens suitable for screen mounted accessories.
- Screen is fixed to a Link Post at one end and is bracketed to the leg frame at the other.
- 3 way link post required (ELP765/120).
- Available as Hygiene Protection Screens and add-ons (see HPS Guide).
- Optional screen mounted accessories available (page 299).

#### Straight System Screen without Management Rail

		<b>Fabric Group 1</b>	<b>Acrylic</b>	<b>MFC</b>
<b>PPSS120/12...</b>	- 1130w x 27d x 765h	£567	£567	£526
<b>PPSS120/10...</b>	- 930w x 27d x 765h	£537	£537	£496

#### Finishes:

Fabric System Screens without Management Rail (suffix ...F)  
 Acrylic System Screens without Management Rail (suffix ...A)  
 MFC System Screens without Management Rail (suffix ...MFC)

#### Additional:

£87 3 way link post is required (ELP765/120)

# Progress Plus

## Desk Mounted Acoustic and Contract Screens

**Fabric:** Fully upholstered with pinnable (Acoustic and pinnable Contract) and non-pinnable (non-pinnable Contract) surface - See below for pricing groups

**Fabric Groups:** Add £0 for Group 1 - Add £13 for Group 2 - Add £26 for Group 3 - Add £39 for Group 4  
 Add £52 for Group 5 - Add £65 for Group 6 - Add £78 for Group 7



APPSS16F



Fabric Finish

### Progress Plus Desk Mounted Acoustic Screen for Double Benches

- Standard lead time. • Straight dividing screens faced with 6mm polyester fibre insulation board.
- Screen is bracketed to the double bench leg frames. • Link post not required.
- Class B certified in accordance with International Standards: ISO 354:2003, ISO 11654:1997 and ISO 9613-1:1993
- Available as Hygiene Protection Screens and add-ons (see HPS Guide).

#### Straight Acoustic Screen

<b>APPSS18F</b> - 1662w x 38d x 765h	_____	<b>Fabric Group 1</b> £815
<b>APPSS16F</b> - 1462w x 38d x 765h	_____	£763
<b>APPSS14F</b> - 1262w x 38d x 765h	_____	£723
<b>APPSS12F</b> - 1062w x 38d x 765h	_____	£685



AESS16F



Fabric Finish

### Progress Plus Desk Mounted Acoustic Screen for Single Workstations

- Standard lead time. • Straight dividing screens faced with 6mm polyester fibre insulation board.
- Screen is bracketed to the outer edge of the desk top. • Link post not required.
- Class B certified in accordance with International Standards: ISO 354:2003, ISO 11654:1997 and ISO 9613-1:1993
- Available as Hygiene Protection Screens and add-ons (see HPS Guide).

#### Straight Acoustic Screen

<b>AESS18F</b> - 1773w x 38d x 375h	_____	<b>Fabric Group 1</b> £585
<b>AESS16F</b> - 1573w x 38d x 375h	_____	£537
<b>AESS14F</b> - 1373w x 38d x 375h	_____	£500
<b>AESS12F</b> - 1173w x 38d x 375h	_____	£455

**Compatibility:** For use **without** Power Modules and Monitor Arms with brackets (no suffix)  
 For use **with** Power Modules and Monitor Arms with brackets (creates a minimum 12mm void) (suffix .../V)



PPPCS16FP



Fabric Finish

### Progress Plus Desk Mounted Contract Screen for Double Benches

- Standard lead time. • Straight dividing screens with pinnable or non-pinnable fully upholstered surface.
- Pullover style fabric application. • Screen is bracketed to the double bench leg frames. • Link post not required.
- Available as Hygiene Protection Screens and add-ons (see HPS Guide).

#### Straight Pinnable Contract Screen

<b>PPPCS18FP</b> - 1662w x 38d x 765h	_____	<b>Fabric Group 1</b> £467
<b>PPPCS16FP</b> - 1462w x 38d x 765h	_____	£456
<b>PPPCS14FP</b> - 1262w x 38d x 765h	_____	£443
<b>PPPCS12FP</b> - 1062w x 38d x 765h	_____	£430

#### Straight Non-pinnable Contract Screen

<b>PPPCS18F</b> - 1662w x 27d x 765h	_____	£425
<b>PPPCS16F</b> - 1462w x 27d x 765h	_____	£413
<b>PPPCS14F</b> - 1262w x 27d x 765h	_____	£400
<b>PPPCS12F</b> - 1062w x 27d x 765h	_____	£387

# Progress Plus

## Desk Mounted Blade Screens

**Fabric:** Fully upholstered with pinnable surface - Available in Black, Grey, Light Grey, Blue and Red  
**Metalwork:** Add 0% for Silver, Black Graphite and White



EBS16F/F3



Fabric Finish

### Progress Plus Desk Mounted System Screen for Double Benches

- Standard lead time. • Straight dividing screens.
- Screen is bracketed to the outer edge of the desk top. • Link post not required.

Straight Blade Screen Panel

						<b>Fabric</b>
<b>EBS18F...</b>	- For 1800w Workstations	- 1180w x 16d x 360h	_____			£164
<b>EBS16F...</b>	- For 1600w Workstations	- 1180w x 16d x 360h	_____			£164
<b>EBS14F...</b>	- For 1400w Workstations	- 980w x 16d x 360h	_____			£144
<b>EBS12F...</b>	- For 1200w Workstations	- 980w x 16d x 360h	_____			£144

**Finishes:** Add £0 for Black (suffix .../F1), Grey (suffix .../F2), Light Grey (suffix .../F3), Blue (suffix .../F4) and Red (suffix .../F5) fabric



EBSMP16F/F3



Fabric Finish

### Progress Plus Desk Mounted Blade Screen / Modesty Panel for Single Workstations

- Standard lead time. • Straight dividing screens with modesty panel overhang.
- Screen is bracketed to the outer edge of the desk top. • Link post not required.

Straight Blade Screen / Modesty Panel

						<b>Fabric</b>
<b>EBSMP18F...</b>	- For 1800w Workstations	- 1180w x 16d x 580h	_____			£227
<b>EBSMP16F...</b>	- For 1600w Workstations	- 1180w x 16d x 580h	_____			£227

**Finishes:** Add £0 for Black (suffix .../F1), Grey (suffix .../F2), Light Grey (suffix .../F3), Blue (suffix .../F4) and Red (suffix .../F5) fabric



EBSER8F/F3



Fabric Finish

### Progress Plus Desk Mounted Blade End Return Panel for Single Workstations

- Standard lead time. • Straight dividing screens.
- Screen is bracketed to the outer edge of the desk top. • Link post not required.

Straight Blade Screen Panel

						<b>Fabric</b>
<b>EBSER8F...</b>	- For 800d Workstations	- 580w x 16d x 360h	_____			£109

**Finishes:** Add £0 for Black (suffix .../F1), Grey (suffix .../F2), Light Grey (suffix .../F3), Blue (suffix .../F4) and Red (suffix .../F5) fabric

## Blade Fabric Finishes

- The 5 finishes below are available on the Blade Screen Panels above.



Black (.../F1)



Grey (.../F2)



Light Grey (.../F3)



Blue (.../F4)



Red (.../F5)

Whilst every effort has been made to ensure accurate colours are illustrated in this document, there may be a slight colour difference due to the printing process, therefore please refer to our colour sample swatches prior to ordering.

# Progress

Gas Strut Sit / Stand and Fixed Height Workstations, Meeting and Screens



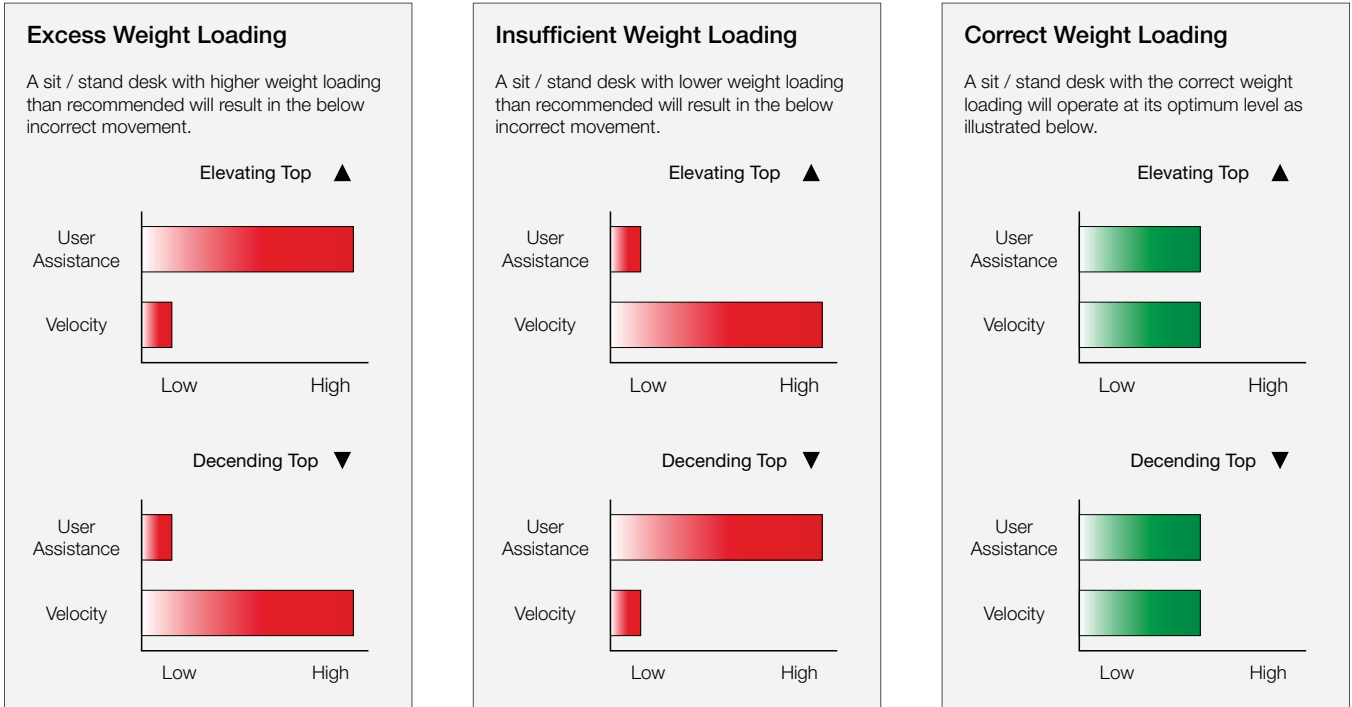
Progress offers complete flexibility with options including fixed height and gas strut height adjustment. Each option can be fitted after the initial installation, should the user's requirements change. For example, a fixed height workstation can be converted to include height adjustment by swapping the leg uprights only. All components are fully interchangeable for maximum flexibility. The sit-stand aspect brings significant health benefits encouraging wellbeing within the office environment. Height adjustable workstations offer height variation from 685mm to 1185mm. Double benches are supplied with sliding tops as standard, enhancing the flexibility of the desking system. Horizontal wire management is inclusive under each desk top on both the single and double benches. Decorative slab end panels can be fitted to both single and double workstations to enhance the aesthetics at the end of a run of workstations, offering a more executive appearance.





### Introduction

For correct use of Progress gas strut height adjustable sit / stand desks, it is essential to identify the proposed loading for each desk top. Failure to identify the required loading will result in the gas strut experiencing insufficient or excessive force. See illustrations below:



### How to Calculate Loading Weights

To find the correct level for all gas strut workstations, you will need to identify the weights to be loaded onto each individual desk top including equipment suspended from its sub-frame.

**For Example:**

Desktop Monitor, Keyboard, Mouse, CPU Tower, Laptop, Printers, Speakers, Telephone, Accessories, Power Modules, Lighting, etc.

**Calculation:**

$$\text{Elite Manufactured Items (kg)} + \text{Client Items (kg)} = \text{Total Weight (kg)}$$

Once the total weight is known you can specify the gas strut required from options A-F below. The letter must be suffixed to the desk code you require.

<b>.../A</b> Below 4.9kg	<b>.../B</b> 5.0kg - 9.9kg	<b>.../C</b> 10.0kg - 14.9kg
<b>.../D</b> 15.0kg - 19.9kg	<b>.../E</b> 20.0kg - 24.9kg	<b>.../F</b> 25.0kg - 30.0kg



**Example 01**

1600mm Double Bench  
14kg Top Weight on Desktop 1  
27kg Top Weight on Desktop 2

Gas Strut 'C' and 'F' will need to be specified.

**Code: P16/16/HA/C/F**



**Example 02**

1600mm Single Desk  
8kg Top Weight

Gas Strut 'B' will need to be specified.

**Code: PR16/8/HA/B**

# Progress

## Height Adjustable and Fixed Height Workstations

6 Week Lead Time

**MFC:** Available in Ash, Autumn Cherry, Beech, Chester Oak, English Walnut, Grey, Grey Nebraska Oak, Laurentii Wenge, Natural Nebraska Oak and White  
**Veneer:** Available in Oak and Walnut (3 Week Lead Time)  
**Edging:** Add £36 for Wenge and Black per top - Add £46 for Plywood Effect per top - Edging on 25mm White MFC only  
**Metalwork:** Add 0% for Silver and White



### Progress Height Adjustable Double Bench

- 6 week lead time.
- 2x 25mm sliding top panel.
- Complete with 2x horizontal cable trays.
- Sit / stand height adjustment of 685mm-1185mm via gas strut release.
- Suffix below codes with relevant gas strut option (e.g. **PR16/16/HA/C/D**).
- For more technical information, see page 32.

		MFC	Veneer
<b>P18/16/HA/.../...</b>	- 1800w x 1600d x 685-1185h	£2,557	£3,199
<b>P16/16/HA/.../...</b>	- 1600w x 1600d x 685-1185h	£2,522	£3,153
<b>P14/16/HA/.../...</b>	- 1400w x 1600d x 685-1185h	£2,478	£3,099

**Compatibility:** Add £0 for a load below 4.9kg (suffix **.../A**), between 5.0kg - 9.9kg (suffix **.../B**), between 10.0kg - 14.9kg (suffix **.../C**), between 15.0kg - 19.9kg (suffix **.../D**), between 20.0kg - 24.9kg (suffix **.../E**) and between 25.0kg - 30.0kg (suffix **.../F**)  
 Do the above twice for both desktops



### Progress Height Adjustable Rectangular Desk

- Available in White RAL 9003 only.
- 6 week lead time.
- 25mm top panel.
- Complete with a horizontal cable tray.
- Sit / stand height adjustment of 685mm-1185mm via gas strut release.
- Suffix below codes with relevant gas strut option (e.g. **PR16/8/HA/C**).
- For more technical information, see page 32.

		MFC	Veneer
<b>PR18/8/HA/...</b>	- 1800w x 800d x 685-1185h - White RAL 9003 Only	£1,222	£1,527
<b>PR16/8/HA/...</b>	- 1600w x 800d x 685-1185h - White RAL 9003 Only	£1,196	£1,494
<b>PR14/8/HA/...</b>	- 1400w x 800d x 685-1185h - White RAL 9003 Only	£1,168	£1,462

**Compatibility:** Add £0 for a load below 4.9kg (suffix **.../A**), between 5.0kg - 9.9kg (suffix **.../B**), between 10.0kg - 14.9kg (suffix **.../C**), between 15.0kg - 19.9kg (suffix **.../D**), between 20.0kg - 24.9kg (suffix **.../E**) and between 25.0kg - 30.0kg (suffix **.../F**)



### Progress Fixed Height Double Bench

- 6 week lead time.
- 2x 25mm sliding top panels.
- Complete with 2x horizontal cable trays.

		MFC	Veneer
<b>P18/16</b>	- 1800w x 1600d x 740h	£1,361	£1,702
<b>P16/16</b>	- 1600w x 1600d x 740h	£1,299	£1,626
<b>P14/16</b>	- 1400w x 1600d x 740h	£1,240	£1,551



### Progress Fixed Height Rectangular Desk

- 6 week lead time.
- 25mm sliding top panels.
- Complete with horizontal cable tray.

		MFC	Veneer
<b>PR18/8</b>	- 1800w x 800d x 740h	£952	£1,192
<b>PR16/8</b>	- 1600w x 800d x 740h	£918	£1,146
<b>PR14/8</b>	- 1400w x 800d x 740h	£882	£1,102



### Progress Fixed Height 120 Degree Workstation

- 6 week lead time.
- 3x 25mm top panels.
- Complete with 6x horizontal cable trays (2x per top).

		MFC	Veneer
<b>P120</b>	- 2920w (dia) x 740h (1200w back edge x 800d return)	£1,950	£2,437

# Progress

## Accessories

**MFC:** Available in Ash, Autumn Cherry, Beech, Chester Oak, English Walnut, Grey, Grey Nebraska Oak, Laurentii Wenge, Natural Nebraska Oak and White  
**Veneer:** Available in Oak and Walnut (3 Week Lead Time)  
**Edging:** Add £36 for Wenge and Black per top - Add £46 for Plywood Effect per top - Edging on 25mm White MFC only  
**Metalwork:** Add 0% for Silver and White



PDDSE



PSDSE

### Progress Decorative Slab End

- Standard lead time.
- For use on one end of the workstation (for use on both ends, specify 2x slab ends).

			MFC	Veneer
<b>PDDSE</b>	- For 1600d Ends	- 1500w x 97d x 600h	£637	£950
<b>PSDSE</b>	- For 800d Ends	- 700w x 97d x 600h	£381	£582

**Compatibility:** For use without the double bench cable tray (no suffix)  
 For use with the double bench cable tray (suffix .../X (PDDSE only))



PRMP16  
 Illustrated in red

### Progress Steel Modesty Panel

- Standard lead time.
- Modesty panels are 275mm high.

				Metalwork
<b>PRMP18</b>	- For 1800w Workstations	- 1500w - (7.0kg)	£193	
<b>PRMP16</b>	- For 1600w Workstations	- 1300w - (6.1kg)	£190	
<b>PRMP14</b>	- For 1400w Workstations	- 1100w - (5.2kg)	£183	



PRCT16  
 Illustrated in red

### Progress Double Bench Cable Tray

- Standard lead time.
- Compatible with Progress double benches only.
- Double bench cable trays are 200mm deep and 45mm high.

				Metalwork
<b>PRCT18</b>	- For 1800w Workstations	- 1660w	£216	
<b>PRCT16</b>	- For 1600w Workstations	- 1460w	£199	
<b>PRCT14</b>	- For 1400w Workstations	- 1260w	£183	

# Progress

## Accessories, Featured Compatible Items and Compatibility Breakdown

**Metalwork:** Add 0% for Silver and White



PFP  
Illustrated in red

### Progress Linking Plate

- Standard lead time.
- Links Progress double bench and 120 degree workstations end to end to ensure a consistent / fixed gap of 25mm between work surfaces to reduce the risk of finger trapping.

**Metalwork**

**PFP** - 188w x 180d

£64



PCR...  
Illustrated in red

### Progress Double Bench Cable Riser

- Standard lead time.
- Compatible with Progress double benches with double bench cable tray PRCT only.
- Connects to the right or left-hand side of the workstation / cable tray.

**Price**

**PCR/S** - Silver

£97

**PCR/B** - Black

£97

**PCR/W** - White

£97

### Progress Featured Compatible Items



#### Progress CPU Holder

- Includes Progress mounting kit.

**PCPU** (Black) - £207

**PCPU/W** (White) - £207

See page 316 for details.



#### Maya Monitor Arm

- Clamp On and Bolt Through Desk Fixings.

**MMA1/W** (White) - £200

**MMA1/B** (Black) - £200

See page 312 for details.



#### Maya Dual Monitor Arm

- Clamp On and Bolt Through Desk Fixings.

**MMA2/W** (White) - £275

**MMA2/B** (Black) - £275

See page 312 for details.



#### Maya Laptop Stand

- Attaches onto Maya Monitor Arms.

**MMA/LS/B** (Black) - £57

See page 312 for details.



#### Slinky Cable Riser

- Suitable for all desk ranges.

**SCR/S** (Silver) - £54

**SCR/B** (Black) - £54

**SCR/W** (White) - £54

See page 316 for details.

### Progress Compatibility Breakdown

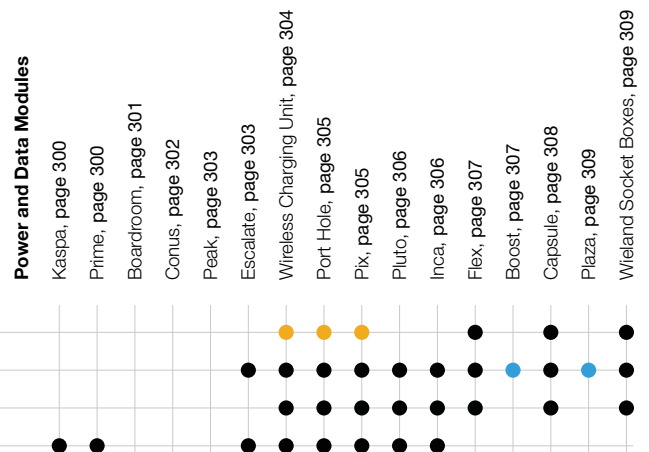
- **Black** - Compatible
- **Orange** - Non-standard position required
- **Blue** - Conflict when using screens without .../V

**Progress** - Double Benches

**Progress** - Rectangular

**Progress** - 120 Degree

**Progress** - Conference / Meeting



# Progress

## Fixed Height Conference and Meeting Tables and Accessories

6 Week Lead Time

**MFC:** Available in Ash, Autumn Cherry, Beech, Chester Oak, English Walnut, Grey, Grey Nebraska Oak, Laurentii Wenge, Natural Nebraska Oak and White  
**Veneer:** Available in Oak and Walnut (3 Week Lead Time)  
**Edging:** Add £36 for Wenge and Black per top - Add £46 for Plywood Effect per top - Edging on 25mm White MFC only  
**Metalwork:** Add 0% for Silver and White



PCONF2

### Progress Fixed Height Rectangular Conference Table

• 6 week lead time. • 2x 25mm top panels.

**PCONF2** - 3400w x 1200d x 740h  
 2x 1700mm Sections - Seating up to 10 People

MFC	Veneer
£2,319	£2,897



PCONF1A

### Progress Fixed Height Rectangular Conference Table

• 6 week lead time. • 25mm top panel.

**PCONF1B** - 2400w x 1200d x 740h  
 1x 2400mm Sections - Seating up to 8 People

**PCONF1A** - 2000w x 1200d x 740h  
 1x 2000mm Sections - Seating up to 8 People

MFC	Veneer
£1,368	£1,712
£1,174	£1,470



PRMT20/10

### Progress Fixed Height Rectangular Meeting Table

• 6 week lead time. • 25mm top panel.

**PRMT22/10** - 2200w x 1000d x 740h

**PRMT20/10** - 2000w x 1000d x 740h

**PRMT20/8** - 2000w x 800d x 740h

MFC	Veneer
£1,214	£1,517
£1,145	£1,431
£1,083	£1,352



PRCT20  
 Illustrated in red

### Progress Meeting Cable Tray

• Standard lead time. • Compatible with Progress conference and meeting tables only.  
 • Meeting cable trays are 100mm deep and 110mm high.

**PRCT34** - For PCONF2 - Sold in 2x Sections - 2x 900w

**PRCT24** - For PCONF1B - 1300w

**PRCT22** - For 2200w Meeting Tables - 1100w

**PRCT20** - For PCONF1A and 2000w Meeting Tables - 900w

**Metalwork**

£252

£164

£143

£126


# Progress

## Desk Mounted System Screens

<b>Fabric:</b>	Fully upholstered with pinnable surface - See below for pricing groups		
<b>Acrylic:</b>	Available in Blue, Green, Orange, Red, Frosted and Clear		
<b>MFC:</b>	Available in Ash, Autumn Cherry, Beech, Chester Oak, English Walnut, Grey, Grey Nebraska Oak, Laurentii Wenge, Natural Nebraska Oak and White		
<b>Metalwork:</b>	Add 0% for Anodised Silver, Black Graphite and White		
<b>Fabric Groups:</b>	Add £0 for Group 1	- Add £13 for Group 2	- Add £26 for Group 3
	Add £52 for Group 5	- Add £65 for Group 6	- Add £78 for Group 7



PSS16F



Fabric, Acrylic and MFC Finishes

### Progress Desk Mounted System Screen for Double Benches

- Standard lead time.
- Straight dividing screens with aluminium trim.
- All screens suitable for screen mounted accessories.
- Screen is bracketed to the double bench leg frames.
- Link post not required.
- Available as Hygiene Protection Screens and add-ons (see HPS Guide).
- Optional screen mounted accessories available (page 299).

#### Straight System Screen

<b>PSS18...</b>	- 1653w x 27d x 600h	£628	£628	£584
<b>PSS16...</b>	- 1453w x 27d x 600h	£588	£588	£546
<b>PSS14...</b>	- 1253w x 27d x 600h	£556	£556	£517


Fabric Group 1	Acrylic	MFC
£628	£628	£584
£588	£588	£546
£556	£556	£517

#### Finishes:

Fabric System Screens without Management Rail (suffix ...F)  
 Acrylic System Screens without Management Rail (suffix ...A)  
 MFC System Screens without Management Rail (suffix ...MFC)



ESS16F



Fabric, Acrylic and MFC Finishes

### Progress Desk Mounted System Screen for Workstations Desks

- Standard lead time.
- Straight dividing screens with aluminium trim and optional management rail.
- All screens suitable for screen mounted accessories.
- Screen is bracketed to the outer edge of the desk top.
- Link post not required.
- Available as Hygiene Protection Screens and add-ons (see HPS Guide).
- Optional screen mounted accessories available (page 299).

#### Straight System Screen

<b>ESS18...</b>	- 1773w x 27d x 375h	£467	£467	£425
<b>ESS16...</b>	- 1573w x 27d x 375h	£428	£428	£390
<b>ESS14...</b>	- 1373w x 27d x 375h	£398	£398	£353

Fabric Group 1	Acrylic	MFC
£467	£467	£425
£428	£428	£390
£398	£398	£353

#### Straight System Screen with Management Rail

<b>ESS18M...</b>	- 1773w x 27d x 375h	£622	£622	£564
<b>ESS16M...</b>	- 1573w x 27d x 375h	£574	£574	£522
<b>ESS14M...</b>	- 1373w x 27d x 375h	£505	£505	£479

Fabric Group 1	Acrylic	MFC
£622	£622	£564
£574	£574	£522
£505	£505	£479


#### Finishes:

Fabric System Screens with or without Management Rail (suffix ...F)  
 Acrylic System Screens with or without Management Rail (suffix ...A)  
 MFC System Screens without Management Rail (suffix ...MFC)  
 MFC System Screens with Management Rail (suffix .../MFC)

For use **without** Power Modules and Monitor Arms with brackets (no suffix)  
 For use **with** Power Modules and Monitor Arms with brackets (creates a minimum 12mm void) (suffix .../V)



PSS120/12F



Fabric, Acrylic and MFC Finishes

### Progress Desk Mounted System Screen for 120 Degree Workstations

- Standard lead time.
- Straight dividing screens with aluminium trim.
- All screens suitable for screen mounted accessories.
- Screen is fixed to a Link Post at one end and is bracketed to the leg frame at the other.
- 3 way link post required (ELP600/120).
- Available as Hygiene Protection Screens and add-ons (see HPS Guide).
- Optional screen mounted accessories available (page 299).

#### Straight System Screen

<b>PSS120/12...</b>	- 1110w x 27d x 600h	£539	£539	£503
---------------------	----------------------	------	------	------

Fabric Group 1	Acrylic	MFC
£539	£539	£503

#### Finishes:

Fabric System Screens without Management Rail (suffix ...F)  
 Acrylic System Screens without Management Rail (suffix ...A)  
 MFC System Screens without Management Rail (suffix ...MFC)

#### Additional:

£87 3 way link post is required (ELP600/120)

# Progress

## Desk Mounted Acoustic Screens

**Fabric:** Fully upholstered with pinnable surface (unless specified) - See below for pricing groups

**Fabric Groups:** Add £0 for Group 1 - Add £13 for Group 2 - Add £26 for Group 3 - Add £39 for Group 4  
 Add £52 for Group 5 - Add £65 for Group 6 - Add £78 for Group 7



APSS16F



Fabric Finish

### Progress Desk Mounted Acoustic Screen for Double Benches

- Standard lead time. • Straight dividing screens faced with 6mm polyester fibre insulation board.
- Screen is bracketed to the double bench leg frames. • Link post not required.
- Class B certified in accordance with International Standards: ISO 354:2003, ISO 11654:1997 and ISO 9613-1:1993
- Available as Hygiene Protection Screens and add-ons (see HPS Guide).

#### Straight Acoustic Screen

<b>APSS18F</b> - 1653w x 38d x 600h	_____	£784
<b>APSS16F</b> - 1453w x 38d x 600h	_____	£735
<b>APSS14F</b> - 1253w x 38d x 600h	_____	£694

**Fabric Group 1**



AESS16F



Fabric Finish

### Progress Desk Mounted Acoustic Screen for Single Workstations

- Standard lead time. • Straight dividing screens faced with 6mm polyester fibre insulation board.
- Screen is bracketed to the outer edge of the desk top. • Link post not required.
- Class B certified in accordance with International Standards: ISO 354:2003, ISO 11654:1997 and ISO 9613-1:1993
- Available as Hygiene Protection Screens and add-ons (see HPS Guide).

#### Straight Acoustic Screen

<b>AESS18F</b> - 1773w x 38d x 375h	_____	£585
<b>AESS16F</b> - 1573w x 38d x 375h	_____	£537
<b>AESS14F</b> - 1373w x 38d x 375h	_____	£500

**Fabric Group 1**

**Compatibility:** For use **without** Power Modules and Monitor Arms with brackets (no suffix)  
 For use **with** Power Modules and Monitor Arms with brackets (creates a minimum 12mm void) (suffix .../V)

# Progress

## Desk Mounted Blade Screens

**Fabric:** Fully upholstered with pinnable surface - Available in Black, Grey, Light Grey, Blue and Red  
**Metalwork:** Add 0% for Silver, Black Graphite and White



EBS16F/F3



Fabric Finish

### Progress Desk Mounted System Screen for Double Benches

- Standard lead time. • Straight dividing screens.
- Screen is bracketed to the outer edge of the desk top. • Link post not required.

Straight Blade Screen Panel

	<b>Fabric</b>
<b>EBS18F...</b> - For 1800w Workstations - 1180w x 16d x 360h	£164
<b>EBS16F...</b> - For 1600w Workstations - 1180w x 16d x 360h	£164
<b>EBS14F...</b> - For 1400w Workstations - 980w x 16d x 360h	£144

**Finishes:** Add £0 for Black (suffix .../F1), Grey (suffix .../F2), Light Grey (suffix .../F3), Blue (suffix .../F4) and Red (suffix .../F5) fabric



EBSMP16F/F3



Fabric Finish

### Progress Desk Mounted Blade Screen / Modesty Panel for Single Workstations

- Standard lead time. • Straight dividing screens with modesty panel overhang.
- Screen is bracketed to the outer edge of the desk top. • Link post not required.

Straight Blade Screen / Modesty Panel

	<b>Fabric</b>
<b>EBSMP18F...</b> - For 1800w Workstations - 1180w x 16d x 580h	£227
<b>EBSMP16F...</b> - For 1600w Workstations - 1180w x 16d x 580h	£227

**Finishes:** Add £0 for Black (suffix .../F1), Grey (suffix .../F2), Light Grey (suffix .../F3), Blue (suffix .../F4) and Red (suffix .../F5) fabric



EBSER8F/F3



Fabric Finish

### Progress Desk Mounted Blade End Return Panel for Single Workstations

- Standard lead time. • Straight dividing screens.
- Screen is bracketed to the outer edge of the desk top. • Link post not required.

Straight Blade Screen Panel

	<b>Fabric</b>
<b>EBSER8F...</b> - For 800d Workstations - 580w x 16d x 360h	£109

**Finishes:** Add £0 for Black (suffix .../F1), Grey (suffix .../F2), Light Grey (suffix .../F3), Blue (suffix .../F4) and Red (suffix .../F5) fabric

## Blade Fabric Finishes

- The 5 finishes below are available on the Blade Screen Panels above.



Black (.../F1)



Grey (.../F2)



Light Grey (.../F3)



Blue (.../F4)




Red (.../F5)

Whilst every effort has been made to ensure accurate colours are illustrated in this document, there may be a slight colour difference due to the printing process, therefore please refer to our colour sample swatches prior to ordering.



# Progress Lite

Manual Sit / Sit Workstations and Screens



Progress Lite is a height adjustable double bench, inclusive of a horizontal cable tray under each desk top. The system offers height adjustment from 650mm to 850mm via a rotating crank handle that can be folded into a recess within the frame, when not in use. Screen panels are compatible with Progress Lite providing the flexibility to segregate each user's space.



# Progress Lite

## Height Adjustable Workstations and Accessories

6 Week Lead Time

**MFC:** Available in Ash, Autumn Cherry, Beech, Chester Oak, English Walnut, Grey, Grey Nebraska Oak, Laurentii Wenge, Natural Nebraska Oak and White  
**Veneer:** Available in Oak and Walnut (3 Week Lead Time)  
**Edging:** Add £36 for Wenge and Black per top - Add £46 for Plywood Effect per top - Edging on 25mm White MFC only  
**Metalwork:** Add 0% for Silver and White



PL16/16/HA

### Progress Lite Height Adjustable Double Bench

- 6 week lead time.
- 2x 25mm top panels.
- Complete with 2x horizontal cable trays.
- Sit / sit height adjustment of 650mm-850mm via crank handle.

		MFC	Veneer
<b>PL18/16/HA</b>	- 1800w x 1600d x 650-850h	£2,533	£3,433
<b>PL16/16/HA</b>	- 1600w x 1600d x 650-850h	£2,450	£3,264
<b>PL14/16/HA</b>	- 1400w x 1600d x 650-850h	£2,367	£3,096



PLFP  
Illustrated in red

### Progress Lite Linking Plate

- Standard lead time.
- Links Progress Lite double benches end to end to ensure a consistent / fixed gap of 15mm between worksurfaces to reduce the risk of finger trapping.

		Metalwork
<b>PLFP</b>	- 188w x 180d	£64

### Progress Lite Featured Compatible Items



**Progress Lite CPU Holder**  
 • Includes Progress Lite mounting kit.

<b>PLCPU</b> (Black)	- £207
<b>PLCPU/W</b> (White)	- £207

See page 316 for details.



**Maya Monitor Arm**  
 • Clamp On and Bolt Through Desk Fixings.

<b>MMA1/W</b> (White)	- £200
<b>MMA1/B</b> (Black)	- £200

See page 312 for details.



**Maya Dual Monitor Arm**  
 • Clamp On and Bolt Through Desk Fixings.

<b>MMA2/W</b> (White)	- £275
<b>MMA2/B</b> (Black)	- £275

See page 312 for details.



**Maya Laptop Stand**  
 • Attaches onto Maya Monitor Arms.

<b>MMA/LS/B</b> (Black)	- £57
-------------------------	-------

See page 312 for details.



**Slinky Cable Riser**  
 • Suitable for all desk ranges.


<b>SCR/S</b> (Silver)	- £54
<b>SCR/B</b> (Black)	- £54
<b>SCR/W</b> (White)	- £54

See page 316 for details.

### Progress Lite Compatibility Breakdown

● Black - Compatible

Progress Lite - Double Benches




# Progress Lite

## Acoustic and Hygiene Protection Screens

<b>Fabric:</b>	Fully upholstered with pinnable surface - See below for pricing groups			
<b>Acrylic:</b>	Available in Blue, Green, Orange, Red, Frosted and Clear			
<b>MFC:</b>	Available in Ash, Autumn Cherry, Beech, Chester Oak, English Walnut, Grey, Grey Nebraska Oak, Laurentii Wenge, Natural Nebraska Oak and White			
<b>Metalwork:</b>	Add 0% for Anodised Silver, Black Graphite and White			
<b>Fabric Groups:</b>	Add £0 for Group 1	- Add £13 for Group 2	- Add £26 for Group 3	- Add £39 for Group 4
	Add £52 for Group 5	- Add £65 for Group 6	- Add £78 for Group 7	



PLSS16F



Fabric, Acrylic and MFC Finishes

### Progress Lite Desk Mounted System Screen for Double Benches

- Standard lead time. • Straight dividing screens with aluminium trim and optional management rail.
- All screens suitable for screen mounted accessories.
- Screen is bracketed to the double bench leg frames. • Link post not required.
- Available as Hygiene Protection Screens and add-ons (see HPS Guide).
- Optional screen mounted accessories available (page 299).

#### Straight System Screen

		<b>Fabric Group 1</b>	<b>Acrylic</b>	<b>MFC</b>
<b>PLSS18...</b>	- 1707w x 27d x 550h	£628	£628	£584
<b>PLSS16...</b>	- 1507w x 27d x 550h	£588	£588	£546
<b>PLSS14...</b>	- 1307w x 27d x 550h	£556	£556	£518

#### Straight System Screen with Management Rail

<b>PLSS18M...</b>	- 1707w x 27d x 550h	£783	£783	£722
<b>PLSS16M...</b>	- 1507w x 27d x 550h	£733	£733	£680
<b>PLSS14M...</b>	- 1307w x 27d x 550h	£664	£664	£617

**Finishes:** Fabric System Screens with or without Management Rail (suffix ...F)  
 Acrylic System Screens with or without Management Rail (suffix ...A)  
 MFC System Screens without Management Rail (suffix ...MFC)  
 MFC System Screens with Management Rail (suffix .../MFC)



APLSS16F



Fabric Finish

### Progress Lite Desk Mounted Acoustic Screen for Double Benches

- Standard lead time. • Straight dividing screens faced with 6mm polyester fibre insulation board.
- Screen is bracketed to the double bench leg frames. • Link post not required.
- Class B certified in accordance with International Standards: ISO 354:2003, ISO 11654:1997 and ISO 9613-1:1993
- Available as Hygiene Protection Screens and add-ons (see HPS Guide).

#### Straight Acoustic Screen

			<b>Fabric Group 1</b>
<b>APLSS18F</b>	- 1707w x 38d x 550h		£784
<b>APLSS16F</b>	- 1507w x 38d x 550h		£735
<b>APLSS14F</b>	- 1307w x 38d x 550h		£694

# Linnea Elevate

Fixed Height Workstations and Screens



The Linnea Elevate range includes single and double benches. Horizontal wire management is standard on each workstation with the added feature of sliding tops for simple access to cables. Decorative slab end panels are options that enhance the appearance of the legs and provide added privacy when configured in clusters. Other options include modesty panels for single workstations and horizontal wire management trays for double benches, providing a dynamic facility to house complex cable installations.



# Linnea Elevate

## Fixed Height Workstations and Accessories

2 Week Lead Time

**MFC:** Available in Ash, Autumn Cherry, Beech, Chester Oak, English Walnut, Grey, Grey Nebraska Oak, Laurentii Wenge, Natural Nebraska Oak and White  
**Veneer:** Available in Oak and Walnut (*3 Week Lead Time*)  
**Edging:** Add £36 for Wenge and Black per top - Add £46 for Plywood Effect per top - *Edging on 25mm White MFC only*  
**Metalwork:** Add 0% for Silver, Black Graphite and White



LE16/16

### Linnea Elevate Fixed Height Double Bench

- 2 week lead time. • 2x 25mm sliding top panels. • Complete with 2x horizontal cable trays.
- Actual top width is 10mm less than frame size stated.

	MFC	Veneer
<b>LE18/16</b> - 1800w x 1600d x 740h	£1,747	£2,173
<b>LE16/16</b> - 1600w x 1600d x 740h	£1,712	£2,133
<b>LE14/16</b> - 1400w x 1600d x 740h	£1,675	£2,098
<b>LE12/16</b> - 1200w x 1600d x 740h	£1,643	£2,061



LE16/16/INT

### Linnea Elevate Fixed Height Double Bench with Shared Inset Intermediate Leg

- 2 week lead time. • 2x 25mm sliding top panels. • Complete with 2x horizontal cable trays.
- Actual top width is 10mm less than frame size stated.

	MFC	Veneer
<b>LE18/16/INT</b> - 1800w x 1600d x 740h	£1,712	£2,133
<b>LE16/16/INT</b> - 1600w x 1600d x 740h	£1,675	£2,098
<b>LE14/16/INT</b> - 1400w x 1600d x 740h	£1,640	£2,060
<b>LE12/16/INT</b> - 1200w x 1600d x 740h	£1,604	£2,027



LER16/8

### Linnea Elevate Fixed Height Rectangular Desk

- 2 week lead time. • 25mm sliding top panel. • Complete with a horizontal cable tray.
- Actual top width is 10mm less than frame size stated.

	MFC	Veneer
<b>LER18/8</b> - 1800w x 800d x 740h	£990	£1,388
<b>LER16/8</b> - 1600w x 800d x 740h	£970	£1,369
<b>LER14/8</b> - 1400w x 800d x 740h	£956	£1,352
<b>LER12/8</b> - 1200w x 800d x 740h	£937	£1,334



LER16/8/INT

### Linnea Elevate Fixed Height Rectangular Desk with Shared Inset Intermediate Leg

- 2 week lead time. • 25mm sliding top panel. • Complete with a horizontal cable tray.
- Actual top width is 10mm less than frame size stated.

	MFC	Veneer
<b>LER18/8/INT</b> - 1800w x 800d x 740h	£990	£1,388
<b>LER16/8/INT</b> - 1600w x 800d x 740h	£970	£1,369
<b>LER14/8/INT</b> - 1400w x 800d x 740h	£956	£1,352
<b>LER12/8/INT</b> - 1200w x 800d x 740h	£937	£1,334



LEDDSE

### Linnea Elevate Decorative Slab End

- Standard lead times. • Cannot be retrofitted.
- For use on one end of the workstation (for use on both ends, specify 2x slab ends).

	MFC	Veneer
<b>LEDDSE</b> - For 1600d Ends	£368	£495
<b>LESDSE... (LH or RH)</b> - For 800d Ends	£303	£400



LESDSELH

# Linnea Elevate

## Accessories, Featured Compatible Items and Compatibility Breakdown

**Metalwork:** Add 0% for Silver, Black Graphite and White



LERMP16  
Illustrated in red

### Linnea Elevate Steel Modesty Panel

- Modesty panels are 305mm high.

<b>LERMP18</b>	- For 1800w Workstations	- 1675w	_____	
<b>LERMP16</b>	- For 1600w Workstations	- 1475w	_____	£200
<b>LERMP14</b>	- For 1400w Workstations	- 1275w	_____	£196
<b>LERMP12</b>	- For 1200w Workstations	- 1075w	_____	£193
			_____	£190

### Metalwork



LERCT16  
Illustrated in red

### Linnea Elevate High Capacity Cable Tray

- Compatible with Linnea Elevate double benches.
- Cable trays are 350mm deep and 80mm high.

<b>LERCT18</b>	- For 1800w Workstations	- 1600w	_____	
<b>LERCT16</b>	- For 1600w Workstations	- 1400w	_____	£216
<b>LERCT14</b>	- For 1400w Workstations	- 1200w	_____	£199
<b>LERCT12</b>	- For 1200w Workstations	- 1000w	_____	£183
			_____	£168

### Metalwork

## Linnea Elevate Featured Compatible Items



### Linnea Elevate CPU Holder

- Includes Progress mounting kit.

<b>LECPU</b> (Black)	- £207
<b>LECPU/W</b> (White)	- £207

See page 316 for details.



### Maya Monitor Arm

- Clamp On and Bolt Through Desk Fixings.

<b>MMA1/W</b> (White)	- £200
<b>MMA1/B</b> (Black)	- £200

See page 312 for details.



### Maya Dual Monitor Arm

- Clamp On and Bolt Through Desk Fixings.

<b>MMA2/W</b> (White)	- £275
<b>MMA2/B</b> (Black)	- £275

See page 312 for details.



### Maya Laptop Stand

- Attaches onto Maya Monitor Arms.

<b>MMA/LS/B</b> (Black)	- £57
-------------------------	-------

See page 312 for details.



### Slinky Cable Riser

- Suitable for all desk ranges.

<b>SCR/S</b> (Silver)	- £54
<b>SCR/B</b> (Black)	- £54
<b>SCR/W</b> (White)	- £54

See page 316 for details.

## Linnea Elevate Compatibility Breakdown

- **Black** - Compatible
- **Blue** - Conflict when using screens without .../V

	Power and Data Modules	Kaspa, page 300	Prime, page 300	Boardroom, page 301	Conus, page 302	Peak, page 303	Escalate, page 303	Wireless Charging Unit, page 304	Port Hole, page 305	Pix, page 305	Pluto, page 306	Inca, page 306	Flex, page 307	Boost, page 307	Capsule, page 308	Plaza, page 309	Wieland Socket Boxes, page 309
Linnea Elevate - Double Benches								●					●	●	●	●	●
Linnea Elevate - Rectangular													●	●	●	●	●


# Linnea Elevate

## Desk Mounted System Screens

<b>Fabric:</b>	Fully upholstered with pinnable surface - See below for pricing groups		
<b>Acrylic:</b>	Available in Blue, Green, Orange, Red, Frosted and Clear		
<b>MFC:</b>	Available in Ash, Autumn Cherry, Beech, Chester Oak, English Walnut, Grey, Grey Nebraska Oak, Laurentii Wenge, Natural Nebraska Oak and White		
<b>Metalwork:</b>	Add 0% for Anodised Silver, Black Graphite and White		
<b>Fabric Groups:</b>	Add £0 for Group 1	- Add £13 for Group 2	- Add £26 for Group 3
	Add £52 for Group 5	- Add £65 for Group 6	- Add £78 for Group 7



LESS16F



Fabric, Acrylic and MFC Finishes

### Linnea Elevate Desk Mounted System Screen for Double Benches

- Standard lead time.
- Straight dividing screens with aluminium trim and optional management rail.
- All screens suitable for screen mounted accessories.
- Screen is bracketed to the double bench leg frames.
- Link post not required.
- Available as Hygiene Protection Screens and add-ons (see HPS Guide).
- Optional screen mounted accessories available (page 299).

#### Straight System Screen

		Fabric Group 1	Acrylic	MFC
<b>LESS18...</b>	- 1707w x 27d x 550h	£487	£487	£441
<b>LESS16...</b>	- 1507w x 27d x 550h	£445	£445	£404
<b>LESS14...</b>	- 1307w x 27d x 550h	£413	£413	£375
<b>LESS12...</b>	- 1107w x 27d x 550h	£377	£377	£357


#### Straight System Screen with Management Rail

<b>LESS18M...</b>	- 1707w x 27d x 550h	£645	£645	£589
<b>LESS16M...</b>	- 1507w x 27d x 550h	£596	£596	£545
<b>LESS14M...</b>	- 1307w x 27d x 550h	£526	£526	£500
<b>LESS12M...</b>	- 1107w x 27d x 550h	£491	£491	£445

**Finishes:** Fabric System Screens with or without Management Rail (suffix ...F)  
 Acrylic System Screens with or without Management Rail (suffix ...A)  
 MFC System Screens without Management Rail (suffix ...MFC)  
 MFC System Screens with Management Rail (suffix .../MFC)



ESS16F



Fabric, Acrylic and MFC Finishes

### Linnea Elevate Desk Mounted System Screen for Single Workstations

- Standard lead time.
- Straight dividing screens with aluminium trim and optional management rail.
- All screens suitable for screen mounted accessories.
- Screen is bracketed to the outer edge of the desk top.
- Link post not required.
- Available as Hygiene Protection Screens and add-ons (see HPS Guide).
- Optional screen mounted accessories available (page 299).

#### Straight System Screen

		Fabric Group 1	Acrylic	MFC
<b>ESS18...</b>	- 1773w x 27d x 375h	£467	£467	£425
<b>ESS16...</b>	- 1573w x 27d x 375h	£428	£428	£390
<b>ESS14...</b>	- 1373w x 27d x 375h	£398	£398	£361
<b>ESS12...</b>	- 1173w x 27d x 375h	£362	£362	£329

#### Straight System Screen with Management Rail

<b>ESS18M...</b>	- 1773w x 27d x 375h	£622	£622	£564
<b>ESS16M...</b>	- 1573w x 27d x 375h	£574	£574	£522
<b>ESS14M...</b>	- 1373w x 27d x 375h	£505	£505	£479
<b>ESS12M...</b>	- 1173w x 27d x 375h	£470	£470	£425

**Finishes:** Fabric System Screens with or without Management Rail (suffix ...F)  
 Acrylic System Screens with or without Management Rail (suffix ...A)  
 MFC System Screens without Management Rail (suffix ...MFC)  
 MFC System Screens with Management Rail (suffix .../MFC)

For use **without** Power Modules and Monitor Arms with brackets (no suffix)  
 For use **with** Power Modules and Monitor Arms with brackets (creates a minimum 12mm void) (suffix .../V)

# Linnea Elevate

## Desk Mounted Acoustic Screens

**Fabric:** Fully upholstered with pinnable surface - See below for pricing groups

**Fabric Groups:** Add £0 for Group 1 - Add £13 for Group 2 - Add £26 for Group 3 - Add £39 for Group 4  
Add £52 for Group 5 - Add £65 for Group 6 - Add £78 for Group 7



ALESS16F



Fabric Finish

### Linnea Elevate Desk Mounted Acoustic Screen for Double Benches

- Standard lead time.
- Straight dividing screens faced with 6mm polyester fibre insulation board.
- Screen is bracketed to the double bench leg frames.
- Link post not required.
- Class B certified in accordance with International Standards: ISO 354:2003, ISO 11654:1997 and ISO 9613-1:1993
- Available as Hygiene Protection Screens and add-ons (see HPS Guide).

#### Straight Acoustic Screen

<b>ALESS18F</b> - 1707w x 38d x 550h	_____	<b>Fabric Group 1</b>	£607
<b>ALESS16F</b> - 1507w x 38d x 550h	_____		£556
<b>ALESS14F</b> - 1307w x 38d x 550h	_____		£517
<b>ALESS12F</b> - 1107w x 38d x 550h	_____		£472



AESS16F



Fabric Finish

### Linnea Elevate Desk Mounted Acoustic Screen for Single Workstations

- Standard lead time.
- Straight dividing screens faced with 6mm polyester fibre insulation board.
- Screen is bracketed to the outer edge of the desk top.
- Link post not required.
- Class B certified in accordance with International Standards: ISO 354:2003, ISO 11654:1997 and ISO 9613-1:1993
- Available as Hygiene Protection Screens and add-ons (see HPS Guide).

#### Straight Acoustic Screen

<b>AESS18F</b> - 1773w x 38d x 375h	_____	<b>Fabric Group 1</b>	£585
<b>AESS16F</b> - 1573w x 38d x 375h	_____		£537
<b>AESS14F</b> - 1373w x 38d x 375h	_____		£500
<b>AESS12F</b> - 1173w x 38d x 375h	_____		£455

**Compatibility:** For use *without* Power Modules and Monitor Arms with brackets (no suffix)  
For use *with* Power Modules and Monitor Arms with brackets (creates a minimum 12mm void) (suffix ...*V*)



# Lux

Fixed Height Workstations, Meeting, High Benches and Screens



Central to its design is the creation of an elegant, contemporary bench with tapered wooden legs and a cleverly engineered steel sub frame. Lux provides the perfect solution for a less corporate, modern office, dining, conference or breakout area. The range is available in a number of sizes, shapes and wood finishes providing a flexible product for many working spaces.



<b>MFC:</b>	Available in Ash, Autumn Cherry, Beech, Chester Oak, English Walnut, Grey, Grey Nebraska Oak, Laurentii Wenge, Natural Nebraska Oak and White
<b>Veneer:</b>	Available in Oak and Walnut ( <i>3 Week Lead Time</i> )
<b>Edging:</b>	Add £36 for Wenge and Black per top - Add £46 for Plywood Effect per top - <i>Edging on 25mm White MFC only</i>
<b>Metalwork:</b>	Add 0% for Silver, Black Graphite and White
<b>Additional:</b>	Add £0 for standard corners (no suffix) - Add £71 for radiused corners (suffix .../RC (page 52))



LUXB16/16/ASL



LUXB20/16/ASL

### Lux Fixed Height Double Bench

- 2 week lead time.
- For how to specify, see page 44.
- 25mm top panel.
- Complete with horizontal cable trays.
- Tapered legs with adjustable levelling feet and steel sub-frame.
- Available with radiused corners (see 'Additional' above).

						MFC	Veneer
LUXB28/16...	- 1x Section	- 4x Slots	- 2800w x 1600d x 740h			£2,944	-
LUXB26/16...	- 1x Section	- 4x Slots	- 2600w x 1600d x 740h			£2,850	£4,130
LUXB24/16...	- 1x Section	- 4x Slots	- 2400w x 1600d x 740h			£2,765	£4,008
LUXB22/16...	- 1x Section	- 4x Slots	- 2200w x 1600d x 740h			£2,599	£3,767
LUXB20/16...	- 1x Section	- 4x Slots	- 2000w x 1600d x 740h			£2,434	£3,533
LUXB18/16...	- 1x Section	- 2x Slots	- 1800w x 1600d x 740h			£2,274	£3,295
LUXB16/16...	- 1x Section	- 2x Slots	- 1600w x 1600d x 740h			£2,107	£3,055
LUXB14/16...	- 1x Section	- 2x Slots	- 1400w x 1600d x 740h			£1,947	£2,815
LUXB28/14...	- 1x Section	- 4x Slots	- 2800w x 1400d x 740h			£2,855	-
LUXB26/14...	- 1x Section	- 4x Slots	- 2600w x 1400d x 740h			£2,776	£4,022
LUXB24/14...	- 1x Section	- 4x Slots	- 2400w x 1400d x 740h			£2,691	£3,903
LUXB22/14...	- 1x Section	- 4x Slots	- 2200w x 1400d x 740h			£2,528	£3,660
LUXB20/14...	- 1x Section	- 4x Slots	- 2000w x 1400d x 740h			£2,362	£3,425
LUXB18/14...	- 1x Section	- 2x Slots	- 1800w x 1400d x 740h			£2,196	£3,186
LUXB16/14...	- 1x Section	- 2x Slots	- 1600w x 1400d x 740h			£2,034	£2,949
LUXB14/14...	- 1x Section	- 2x Slots	- 1400w x 1400d x 740h			£1,869	£2,711
LUXB28/12...	- 1x Section	- 4x Slots	- 2800w x 1200d x 740h			£2,783	-
LUXB26/12...	- 1x Section	- 4x Slots	- 2600w x 1200d x 740h			£2,699	£3,915
LUXB24/12...	- 1x Section	- 4x Slots	- 2400w x 1200d x 740h			£2,618	£3,797
LUXB22/12...	- 1x Section	- 4x Slots	- 2200w x 1200d x 740h			£2,452	£3,558
LUXB20/12...	- 1x Section	- 4x Slots	- 2000w x 1200d x 740h			£2,291	£3,321
LUXB18/12...	- 1x Section	- 2x Slots	- 1800w x 1200d x 740h			£2,124	£3,079
LUXB16/12...	- 1x Section	- 2x Slots	- 1600w x 1200d x 740h			£1,961	£2,845
LUXB14/12...	- 1x Section	- 2x Slots	- 1400w x 1200d x 740h			£1,798	£2,606

**Finishes:** Add £0 for Ash (.../ASL) Legs  
 Add £68 for Stained Walnut (.../WAL), Stained Espresso (.../ESL), Stained Wenge (.../WEL),  
 Stained Grey (.../GYL) and Stained Black (.../BKL) Legs  
 Add £86 for White (.../WHL) Legs

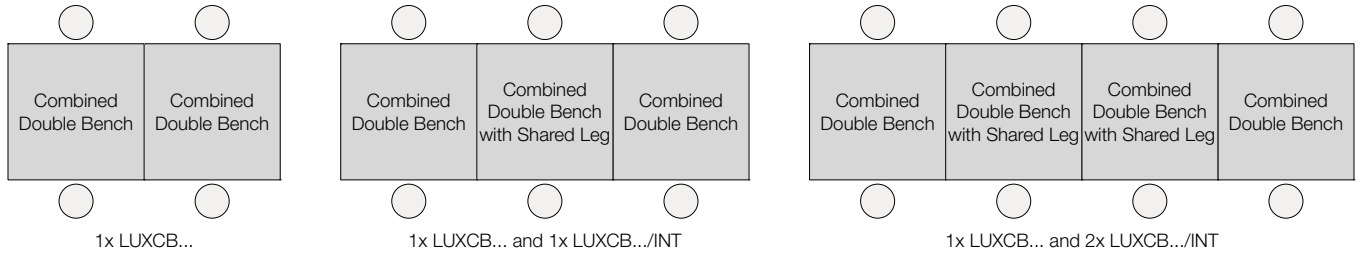


<b>MFC:</b>	Available in Ash, Autumn Cherry, Beech, Chester Oak, English Walnut, Grey, Grey Nebraska Oak, Laurentii Wenge, Natural Nebraska Oak and White
<b>Veneer:</b>	Available in Oak and Walnut (3 Week Lead Time)
<b>Edging:</b>	Add £36 for Wenge and Black per top - Add £46 for Plywood Effect per top - Edging on 25mm White MFC only
<b>Metalwork:</b>	Add 0% for Silver, Black Graphite and White
<b>Additional:</b>	Add £0 for standard corners (no suffix) - Add £71 for radiused corners (suffix .../RC (page 52))

### How to Specify Lux Combined Double Benches

'Lux Combined Double Benches' can be added to which allows for any number of positions required in a single run. Simply specify a 'Lux Combined Double Bench' and add any number of 'Lux Combined Double Benches with Shared Legs' which will be positioned in the middle of the 'Lux Combined Double Bench'.

To add radius corners to the run of benches, simply suffix .../RC to either the 'Lux Double Bench' or the 'Lux Combined Double Bench'. The radius corners do not apply to the 'Combined Double Bench with Shared Leg' as they will always be used in the middle of a run. See page 52.



LUXCB32/16/ASL



LUXCB44/16/ASL

#### Lux Combined Double Bench

- 2 week lead time.
- For how to specify, see above.
- 2x 25mm top panels.
- Complete with horizontal cable trays.
- Tapered legs with adjustable levelling feet and steel sub-frame.
- Available with radiused corners (see 'Additional' above).

						<b>MFC</b>	<b>Veneer</b>
<b>LUXCB56/16...</b>	- 2x Sections	- 8x Slots	- 5600w x 1600d x 740h	-----		£5,740	-
<b>LUXCB52/16...</b>	- 2x Sections	- 8x Slots	- 5200w x 1600d x 740h	-----		£5,566	£8,074
<b>LUXCB48/16...</b>	- 2x Sections	- 8x Slots	- 4800w x 1600d x 740h	-----		£5,398	£7,826
<b>LUXCB44/16...</b>	- 2x Sections	- 8x Slots	- 4400w x 1600d x 740h	-----		£5,068	£7,347
<b>LUXCB40/16...</b>	- 2x Sections	- 8x Slots	- 4000w x 1600d x 740h	-----		£4,738	£6,873
<b>LUXCB36/16...</b>	- 2x Sections	- 4x Slots	- 3600w x 1600d x 740h	-----		£4,413	£6,398
<b>LUXCB32/16...</b>	- 2x Sections	- 4x Slots	- 3200w x 1600d x 740h	-----		£4,083	£5,920
<b>LUXCB28/16...</b>	- 2x Sections	- 4x Slots	- 2800w x 1600d x 740h	-----		£3,755	£5,443
<b>LUXCB56/14...</b>	- 2x Sections	- 8x Slots	- 5600w x 1400d x 740h	-----		£5,580	-
<b>LUXCB52/14...</b>	- 2x Sections	- 8x Slots	- 5200w x 1400d x 740h	-----		£5,419	£7,857
<b>LUXCB48/14...</b>	- 2x Sections	- 8x Slots	- 4800w x 1400d x 740h	-----		£5,251	£7,612
<b>LUXCB44/14...</b>	- 2x Sections	- 8x Slots	- 4400w x 1400d x 740h	-----		£4,920	£7,136
<b>LUXCB40/14...</b>	- 2x Sections	- 8x Slots	- 4000w x 1400d x 740h	-----		£4,595	£6,663
<b>LUXCB36/14...</b>	- 2x Sections	- 4x Slots	- 3600w x 1400d x 740h	-----		£4,265	£6,184
<b>LUXCB32/14...</b>	- 2x Sections	- 4x Slots	- 3200w x 1400d x 740h	-----		£3,937	£5,707
<b>LUXCB28/14...</b>	- 2x Sections	- 4x Slots	- 2800w x 1400d x 740h	-----		£3,611	£5,231
<b>LUXCB56/12...</b>	- 2x Sections	- 8x Slots	- 5600w x 1200d x 740h	-----		£5,432	-
<b>LUXCB52/12...</b>	- 2x Sections	- 8x Slots	- 5200w x 1200d x 740h	-----		£5,269	£7,643
<b>LUXCB48/12...</b>	- 2x Sections	- 8x Slots	- 4800w x 1200d x 740h	-----		£5,106	£7,402
<b>LUXCB44/12...</b>	- 2x Sections	- 8x Slots	- 4400w x 1200d x 740h	-----		£4,774	£6,924
<b>LUXCB40/12...</b>	- 2x Sections	- 8x Slots	- 4000w x 1200d x 740h	-----		£4,449	£6,452
<b>LUXCB36/12...</b>	- 2x Sections	- 4x Slots	- 3600w x 1200d x 740h	-----		£4,115	£5,969
<b>LUXCB32/12...</b>	- 2x Sections	- 4x Slots	- 3200w x 1200d x 740h	-----		£3,790	£5,498
<b>LUXCB28/12...</b>	- 2x Sections	- 4x Slots	- 2800w x 1200d x 740h	-----		£3,466	£5,020

**Finishes:** Add £0 for Ash (.../ASL) Legs  
 Add £102 for Stained Walnut (.../WAL), Stained Espresso (.../ESL), Stained Wenge (.../WEL),  
 Stained Grey (.../GYL) and Stained Black (.../BKL) Legs  
 Add £129 for White (.../WHL) Legs

<b>MFC:</b>	Available in Ash, Autumn Cherry, Beech, Chester Oak, English Walnut, Grey, Grey Nebraska Oak, Laurentii Wenge, Natural Nebraska Oak and White
<b>Veneer:</b>	Available in Oak and Walnut (3 Week Lead Time)
<b>Edging:</b>	Add £36 for Wenge and Black per top - Add £46 for Plywood Effect per top - Edging on 25mm White MFC only
<b>Metalwork:</b>	Add 0% for Silver, Black Graphite and White
<b>Additional:</b>	Add £0 for standard corners (no suffix) - Add £71 for radiused corners (suffix .../RC (page 52))



LUXCB16/16/INT/ASL



LUXCB22/16/INT/ASL

### Lux Combined Double Bench with Shared Intermediate Leg

- 2 week lead time. • For how to specify, see page 50. • 25mm top panel.
- Complete with horizontal cable trays.
- Tapered legs with adjustable levelling feet and steel sub-frame.

	<b>MFC</b>	<b>Veneer</b>
<b>LUXCB28/16/INT...</b> - 1x Section - 4x Slots - 2800w x 1600d x 740h	£2,795	-
<b>LUXCB26/16/INT...</b> - 1x Section - 4x Slots - 2600w x 1600d x 740h	£2,719	£3,944
<b>LUXCB24/16/INT...</b> - 1x Section - 4x Slots - 2400w x 1600d x 740h	£2,632	£3,816
<b>LUXCB22/16/INT...</b> - 1x Section - 4x Slots - 2200w x 1600d x 740h	£2,467	£3,581
<b>LUXCB20/16/INT...</b> - 1x Section - 4x Slots - 2000w x 1600d x 740h	£2,305	£3,340
<b>LUXCB18/16/INT...</b> - 1x Section - 2x Slots - 1800w x 1600d x 740h	£2,142	£3,103
<b>LUXCB16/16/INT...</b> - 1x Section - 2x Slots - 1600w x 1600d x 740h	£1,977	£2,865
<b>LUXCB14/16/INT...</b> - 1x Section - 2x Slots - 1400w x 1600d x 740h	£1,812	£2,627
<b>LUXCB28/14/INT...</b> - 1x Section - 4x Slots - 2800w x 1400d x 740h	£2,725	-
<b>LUXCB26/14/INT...</b> - 1x Section - 4x Slots - 2600w x 1400d x 740h	£2,644	£3,834
<b>LUXCB24/14/INT...</b> - 1x Section - 4x Slots - 2400w x 1400d x 740h	£2,560	£3,712
<b>LUXCB22/14/INT...</b> - 1x Section - 4x Slots - 2200w x 1400d x 740h	£2,396	£3,475
<b>LUXCB20/14/INT...</b> - 1x Section - 4x Slots - 2000w x 1400d x 740h	£2,231	£3,236
<b>LUXCB18/14/INT...</b> - 1x Section - 2x Slots - 1800w x 1400d x 740h	£2,064	£2,995
<b>LUXCB16/14/INT...</b> - 1x Section - 2x Slots - 1600w x 1400d x 740h	£1,902	£2,758
<b>LUXCB14/14/INT...</b> - 1x Section - 2x Slots - 1400w x 1400d x 740h	£1,738	£2,515
<b>LUXCB28/12/INT...</b> - 1x Section - 4x Slots - 2800w x 1200d x 740h	£2,651	-
<b>LUXCB26/12/INT...</b> - 1x Section - 4x Slots - 2600w x 1200d x 740h	£2,568	£3,726
<b>LUXCB24/12/INT...</b> - 1x Section - 4x Slots - 2400w x 1200d x 740h	£2,487	£3,607
<b>LUXCB22/12/INT...</b> - 1x Section - 4x Slots - 2200w x 1200d x 740h	£2,322	£3,367
<b>LUXCB20/12/INT...</b> - 1x Section - 4x Slots - 2000w x 1200d x 740h	£2,159	£3,129
<b>LUXCB18/12/INT...</b> - 1x Section - 2x Slots - 1800w x 1200d x 740h	£1,992	£2,889
<b>LUXCB16/12/INT...</b> - 1x Section - 2x Slots - 1600w x 1200d x 740h	£1,830	£2,653
<b>LUXCB14/12/INT...</b> - 1x Section - 2x Slots - 1400w x 1200d x 740h	£1,667	£2,416

**Finishes:** Add £0 for Ash (.../ASL) Legs  
 Add £34 for Stained Walnut (.../WAL), Stained Espresso (.../ESL), Stained Wenge (.../WEL),  
 Stained Grey (.../GYL) and Stained Black (.../BKL) Legs  
 Add £43 for White (.../WHL) Legs



LUXR16/8/ASL

### Lux Rectangular Desk

- 2 week lead time. • 25mm top panel with 2x cable ports.
- Tapered legs with adjustable levelling feet and steel sub-frame.
- Available with radiused corners (see 'Additional' above).

	<b>MFC</b>	<b>Veneer</b>
<b>LUXR20/10...</b> - 1x Section - 2000w x 1000d x 740h	£1,976	£2,369
<b>LUXR18/10...</b> - 1x Section - 1800w x 1000d x 740h	£1,811	£2,172
<b>LUXR16/10...</b> - 1x Section - 1600w x 1000d x 740h	£1,649	£1,978
<b>LUXR14/10...</b> - 1x Section - 1400w x 1000d x 740h	£1,577	£1,892
<b>LUXR12/10...</b> - 1x Section - 1200w x 1000d x 740h	£1,502	£1,804
<b>LUXR10/10...</b> - 1x Section - 1000w x 1000d x 740h	£1,429	£1,714
<b>LUXR20/8...</b> - 1x Section - 2000w x 800d x 740h	£1,902	£2,284
<b>LUXR18/8...</b> - 1x Section - 1800w x 800d x 740h	£1,738	£2,086
<b>LUXR16/8...</b> - 1x Section - 1600w x 800d x 740h	£1,577	£1,891
<b>LUXR14/8...</b> - 1x Section - 1400w x 800d x 740h	£1,505	£1,806
<b>LUXR12/8...</b> - 1x Section - 1200w x 800d x 740h	£1,431	£1,716
<b>LUXR10/8...</b> - 1x Section - 1000w x 800d x 740h	£1,357	£1,628
<b>LUXR20/6...</b> - 1x Section - 2000w x 600d x 740h	£1,831	£2,196
<b>LUXR18/6...</b> - 1x Section - 1800w x 600d x 740h	£1,668	£1,999
<b>LUXR16/6...</b> - 1x Section - 1600w x 600d x 740h	£1,505	£1,805
<b>LUXR14/6...</b> - 1x Section - 1400w x 600d x 740h	£1,433	£1,721
<b>LUXR12/6...</b> - 1x Section - 1200w x 600d x 740h	£1,359	£1,630
<b>LUXR10/6...</b> - 1x Section - 1000w x 600d x 740h	£1,284	£1,542

**Finishes:** Add £0 for Ash (.../ASL) Legs  
 Add £68 for Stained Walnut (.../WAL), Stained Espresso (.../ESL), Stained Wenge (.../WEL),  
 Stained Grey (.../GYL) and Stained Black (.../BKL) Legs  
 Add £86 for White (.../WHL) Legs

**Metalwork:** Add 0% for Silver, Black Graphite and White



LUXB16/16/ASL/RC

### Lux Optional Radiused Corners

- 2 week lead time.
- Adds a radius to 4 corners of specific Lux workstations.
- Suffix **.../RC** to the end of relevant Lux codes.

**.../RC** - Radiused Corners

**Price**

£71



LUXRMP16  
Illustrated in red

### Lux Steel Modesty Panel

- Standard lead times.
- Modesty panels are 320mm high.

<b>LUXRMP20</b>	- For 2000w Workstations	- 1560w	_____	£207
<b>LUXRMP18</b>	- For 1800w Workstations	- 1360w	_____	£200
<b>LUXRMP16</b>	- For 1600w Workstations	- 1160w	_____	£195
<b>LUXRMP14</b>	- For 1400w Workstations	- 960w	_____	£191
<b>LUXRMP12</b>	- For 1200w Workstations	- 760w	_____	£188
<b>LUXRMP10</b>	- For 1000w Workstations	- 560w	_____	£181

**Metalwork**

### Lux Featured Compatible Items



#### Lux CPU Holder

- Includes Lux mounting kit.

**LUXCPU** (Black) - £213  
**LUXCPU/W** (White) - £213

See page 316 for details.



#### Maya Monitor Arm

- Clamp On and Bolt Through Desk Fixings.

**MMA1/W** (White) - £200  
**MMA1/B** (Black) - £200

See page 312 for details.



#### Maya Dual Monitor Arm

- Clamp On and Bolt Through Desk Fixings.

**MMA2/W** (White) - £275  
**MMA2/B** (Black) - £275

See page 312 for details.



#### Maya Laptop Stand

- Attaches onto Maya Monitor Arms.

**MMA/LS/B** (Black) - £57

See page 312 for details.



#### Slinky Cable Riser

- Suitable for all desk ranges.

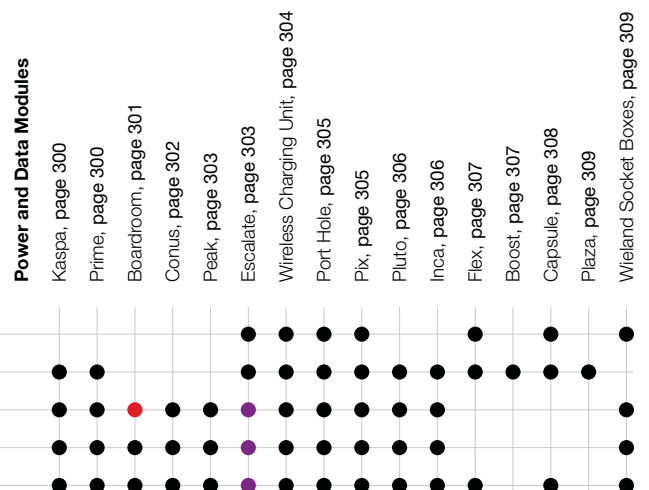
**SCR/S** (Silver) - £54  
**SCR/B** (Black) - £54  
**SCR/W** (White) - £54

See page 316 for details.

### Lux Compatibility Breakdown

- **Black** - Compatible
- **Purple** - Conflict when using cable tray
- **Red** - May not support larger modules

- Lux - Double Benches
- Lux - Rectangular
- Lux - 1000w Circular Meeting
- Lux - All other Conference / Meeting
- Lux - Benches



**MFC:** Available in Ash, Autumn Cherry, Beech, Chester Oak, English Walnut, Grey, Grey Nebraska Oak, Laurentii Wenge, Natural Nebraska Oak and White  
**Veneer:** Available in Oak and Walnut (3 Week Lead Time)  
**Edging:** Add £36 for Wenge and Black per top - Add £46 for Plywood Effect per top - Edging on 25mm White MFC only  
**Metalwork:** Add 0% for Silver, Black Graphite and White  
**Additional:** Add £0 for standard corners (no suffix) - Add £71 for radiused corners (suffix .../RC (page 52))



LUXOCT2800/ASL

### Lux Octagonal Conference Table

- 2 week lead time.
- 25mm top panel.
- Tapered legs with adjustable levelling feet and steel sub-frame.

		MFC	Veneer
<b>LUXOCT2800...</b>	- 2800w x 1200d x 740h	£2,568	-
	1x 2800mm Section - Seating up to 10 People		
<b>LUXOCT2600...</b>	- 2600w x 1200d x 740h	£2,470	£2,962
	1x 2600mm Section - Seating up to 8 People		
<b>LUXOCT2400...</b>	- 2400w x 1000d x 740h	£2,393	£2,869
	1x 2400mm Section - Seating up to 8 People		

**Finishes:** Add £0 for Ash (.../ASL) Legs  
 Add £68 for Stained Walnut (.../WAL), Stained Espresso (.../ESL), Stained Wenge (.../WEL), Stained Grey (.../GYL) and Stained Black (.../BKL) Legs  
 Add £86 for White (.../WHL) Legs



LUXMT32/12/ASL

### Lux Rectangular Meeting Table

- 2 week lead time.
- 2x 25mm top panels.
- Tapered legs with adjustable levelling feet and steel sub-frame.
- Available with radiused corners (see 'Additional' above).

		MFC	Veneer
<b>LUXMT48/16...</b>	- 2x Sections - 4800w x 1600d x 740h	£4,304	£5,164
<b>LUXMT44/16...</b>	- 2x Sections - 4400w x 1600d x 740h	£4,161	£4,988
<b>LUXMT40/16...</b>	- 2x Sections - 4000w x 1600d x 740h	£4,013	£4,817
<b>LUXMT36/16...</b>	- 2x Sections - 3600w x 1600d x 740h	£3,869	£4,641
<b>LUXMT32/16...</b>	- 2x Sections - 3200w x 1600d x 740h	£3,722	£4,468
<b>LUXMT30/16...</b>	- 2x Sections - 3000w x 1600d x 740h	£3,652	£4,380
<b>LUXMT48/14...</b>	- 2x Sections - 4800w x 1400d x 740h	£4,144	£4,973
<b>LUXMT44/14...</b>	- 2x Sections - 4400w x 1400d x 740h	£4,001	£4,797
<b>LUXMT40/14...</b>	- 2x Sections - 4000w x 1400d x 740h	£3,853	£4,626
<b>LUXMT36/14...</b>	- 2x Sections - 3600w x 1400d x 740h	£3,709	£4,450
<b>LUXMT32/14...</b>	- 2x Sections - 3200w x 1400d x 740h	£3,562	£4,277
<b>LUXMT30/14...</b>	- 2x Sections - 3000w x 1400d x 740h	£3,492	£4,189
<b>LUXMT48/12...</b>	- 2x Sections - 4800w x 1200d x 740h	£3,985	£4,781
<b>LUXMT44/12...</b>	- 2x Sections - 4400w x 1200d x 740h	£3,839	£4,606
<b>LUXMT40/12...</b>	- 2x Sections - 4000w x 1200d x 740h	£3,694	£4,434
<b>LUXMT36/12...</b>	- 2x Sections - 3600w x 1200d x 740h	£3,549	£4,261
<b>LUXMT32/12...</b>	- 2x Sections - 3200w x 1200d x 740h	£3,404	£4,085
<b>LUXMT30/12...</b>	- 2x Sections - 3000w x 1200d x 740h	£3,316	£3,998
<b>LUXMT48/10...</b>	- 2x Sections - 4800w x 1000d x 740h	£3,825	£4,590
<b>LUXMT44/10...</b>	- 2x Sections - 4400w x 1000d x 740h	£3,680	£4,416
<b>LUXMT40/10...</b>	- 2x Sections - 4000w x 1000d x 740h	£3,535	£4,243
<b>LUXMT36/10...</b>	- 2x Sections - 3600w x 1000d x 740h	£3,389	£4,066
<b>LUXMT32/10...</b>	- 2x Sections - 3200w x 1000d x 740h	£3,246	£3,893
<b>LUXMT30/10...</b>	- 2x Sections - 3000w x 1000d x 740h	£3,172	£3,807

**Finishes:** Add £0 for Ash (.../ASL) Legs  
 Add £102 for Stained Walnut (.../WAL), Stained Espresso (.../ESL), Stained Wenge (.../WEL), Stained Grey (.../GYL) and Stained Black (.../BKL) Legs  
 Add £129 for White (.../WHL) Legs

**MFC:** Available in Ash, Autumn Cherry, Beech, Chester Oak, English Walnut, Grey, Grey Nebraska Oak, Laurentii Wenge, Natural Nebraska Oak and White

**Veneer:** Available in Oak and Walnut (*3 Week Lead Time*)

**Edging:** Add £36 for Wenge and Black per top - Add £46 for Plywood Effect per top - *Edging on 25mm White MFC only*

**Metalwork:** Add 0% for Silver, Black Graphite and White

**Additional:** Add £0 for standard corners (no suffix) - Add £71 for radiused corners (suffix .../RC (page 52))



LUXMT16/12/ASL

### Lux Rectangular Meeting Table

- 2 week lead time. • 25mm top panel.
- Tapered legs with adjustable levelling feet and steel sub-frame.
- Available with radiused corners (see 'Additional' above).

	MFC	Veneer
<b>LUXMT28/16...</b> - 1x Section - 2800w x 1600d x 740h	£2,681	-
<b>LUXMT26/16...</b> - 1x Section - 2600w x 1600d x 740h	£2,601	£3,119
<b>LUXMT24/16...</b> - 1x Section - 2400w x 1600d x 740h	£2,517	£3,020
<b>LUXMT22/16...</b> - 1x Section - 2200w x 1600d x 740h	£2,354	£2,824
<b>LUXMT20/16...</b> - 1x Section - 2000w x 1600d x 740h	£2,193	£2,632
<b>LUXMT18/16...</b> - 1x Section - 1800w x 1600d x 740h	£2,028	£2,435
<b>LUXMT28/14...</b> - 1x Section - 2800w x 1400d x 740h	£2,608	-
<b>LUXMT26/14...</b> - 1x Section - 2600w x 1400d x 740h	£2,528	£3,031
<b>LUXMT24/14...</b> - 1x Section - 2400w x 1400d x 740h	£2,444	£2,932
<b>LUXMT22/14...</b> - 1x Section - 2200w x 1400d x 740h	£2,281	£2,736
<b>LUXMT20/14...</b> - 1x Section - 2000w x 1400d x 740h	£2,120	£2,544
<b>LUXMT18/14...</b> - 1x Section - 1800w x 1400d x 740h	£1,955	£2,347
<b>LUXMT16/14...</b> - 1x Section - 1600w x 1400d x 740h	£1,792	£2,151
<b>LUXMT28/12...</b> - 1x Section - 2800w x 1200d x 740h	£2,534	-
<b>LUXMT26/12...</b> - 1x Section - 2600w x 1200d x 740h	£2,452	£2,945
<b>LUXMT24/12...</b> - 1x Section - 2400w x 1200d x 740h	£2,374	£2,849
<b>LUXMT22/12...</b> - 1x Section - 2200w x 1200d x 740h	£2,211	£2,651
<b>LUXMT20/12...</b> - 1x Section - 2000w x 1200d x 740h	£2,046	£2,458
<b>LUXMT18/12...</b> - 1x Section - 1800w x 1200d x 740h	£1,882	£2,258
<b>LUXMT16/12...</b> - 1x Section - 1600w x 1200d x 740h	£1,722	£2,063
<b>LUXMT14/12...</b> - 1x Section - 1400w x 1200d x 740h	£1,649	£1,978
<b>LUXMT28/10...</b> - 1x Section - 2800w x 1000d x 740h	£2,462	-
<b>LUXMT26/10...</b> - 1x Section - 2600w x 1000d x 740h	£2,379	£2,858
<b>LUXMT24/10...</b> - 1x Section - 2400w x 1000d x 740h	£2,299	£2,758
<b>LUXMT22/10...</b> - 1x Section - 2200w x 1000d x 740h	£2,133	£2,561
<b>LUXMT20/10...</b> - 1x Section - 2000w x 1000d x 740h	£1,976	£2,369
<b>LUXMT18/10...</b> - 1x Section - 1800w x 1000d x 740h	£1,811	£2,173
<b>LUXMT16/10...</b> - 1x Section - 1600w x 1000d x 740h	£1,649	£1,978
<b>LUXMT14/10...</b> - 1x Section - 1400w x 1000d x 740h	£1,577	£1,892
<b>LUXMT12/10...</b> - 1x Section - 1200w x 1000d x 740h	£1,502	£1,804

**Finishes:** Add £0 for Ash (.../ASL) Legs  
 Add £68 for Stained Walnut (.../WAL), Stained Espresso (.../ESL), Stained Wenge (.../WEL),  
 Stained Grey (.../GYL) and Stained Black (.../BKL) Legs  
 Add £86 for White (.../WHL) Legs



LUXMT16/16/ASL

### Lux Square Meeting Table

- 2 week lead time. • 25mm top panel.
- Tapered legs with adjustable levelling feet and steel sub-frame.
- Available with radiused corners (see 'Additional' above).

	MFC	Veneer
<b>LUXMT20/20...</b> - 2000w x 2000d x 740h	£2,240	£2,686
<b>LUXMT18/18...</b> - 1800w x 1800d x 740h	£2,078	£2,492
<b>LUXMT16/16...</b> - 1600w x 1600d x 740h	£1,913	£2,295
<b>LUXMT14/14...</b> - 1400w x 1400d x 740h	£1,749	£2,099
<b>LUXMT12/12...</b> - 1200w x 1200d x 740h	£1,586	£1,902
<b>LUXMT10/10...</b> - 1000w x 1000d x 740h	£1,422	£1,710

**Finishes:** Add £0 for Ash (.../ASL) Legs  
 Add £68 for Stained Walnut (.../WAL), Stained Espresso (.../ESL), Stained Wenge (.../WEL),  
 Stained Grey (.../GYL) and Stained Black (.../BKL) Legs  
 Add £86 for White (.../WHL) Legs

**MFC:** Available in Ash, Autumn Cherry, Beech, Chester Oak, English Walnut, Grey, Grey Nebraska Oak, Laurentii Wenge, Natural Nebraska Oak and White  
**Veneer:** Available in Oak and Walnut (*3 Week Lead Time*)  
**Edging:** Add £36 for Wenge and Black per top - Add £46 for Plywood Effect per top - *Edging on 25mm White MFC only*  
**Metalwork:** Add 0% for Silver, Black Graphite and White



LUXMT/CIR16/ASL

### Lux Circular Meeting Table

- 2 week lead time. • 25mm top panel.
- Tapered legs with adjustable levelling feet and steel sub-frame.

		<b>MFC</b>	<b>Veneer</b>
<b>LUXMT/CIR20...</b>	- 2000w (dia) x 740h	£2,363	£2,815
<b>LUXMT/CIR18...</b>	- 1800w (dia) x 740h	£2,184	£2,619
<b>LUXMT/CIR16...</b>	- 1600w (dia) x 740h	£2,002	£2,404
<b>LUXMT/CIR14...</b>	- 1400w (dia) x 740h	£1,863	£2,236
<b>LUXMT/CIR12...</b>	- 1200w (dia) x 740h	£1,586	£1,902
<b>LUXMT/CIR10...</b>	- 1000w (dia) x 740h	£1,458	£1,749

**Finishes:** Add £0 for Ash (.../ASL) Legs  
 Add £68 for Stained Walnut (.../WAL), Stained Espresso (.../ESL), Stained Wenge (.../WEL),  
 Stained Grey (.../GYL) and Stained Black (.../BKL) Legs  
 Add £86 for White (.../WHL) Legs





# Lux

## High Bench Tables

2 Week Lead Time

**MFC:** Available in Ash, Autumn Cherry, Beech, Chester Oak, English Walnut, Grey, Grey Nebraska Oak, Laurentii Wenge, Natural Nebraska Oak and White  
**Veneer:** Available in Oak and Walnut (3 Week Lead Time)  
**Edging:** Add £36 for Wenge and Black per top - Add £46 for Plywood Effect per top - Edging on 25mm White MFC only  
**Metalwork:** Add 0% for Silver, Black Graphite and White  
**Additional:** Add £0 for standard corners (no suffix) - Add £71 for radiused corners (suffix .../RC (page 52))



LUXHB32/12/ASL

### Lux High Bench Table

- 2 week lead time.
- 2x 25mm top panels.
- Tapered legs with adjustable levelling feet and steel sub-frame.
- Available with radiused corners (see 'Additional' above).

	MFC	Veneer
<b>LUXHB40/12...</b> - 2x Sections - 4000w x 1200d x 1050h	£4,449	£5,186
<b>LUXHB36/12...</b> - 2x Sections - 3600w x 1200d x 1050h	£4,305	£5,014
<b>LUXHB32/12...</b> - 2x Sections - 3200w x 1200d x 1050h	£4,158	£4,838
<b>LUXHB30/12...</b> - 2x Sections - 3000w x 1200d x 1050h	£4,070	£4,751
<b>LUXHB40/10...</b> - 2x Sections - 4000w x 1000d x 1050h	£4,287	£4,996
<b>LUXHB36/10...</b> - 2x Sections - 3600w x 1000d x 1050h	£4,144	£4,820
<b>LUXHB32/10...</b> - 2x Sections - 3200w x 1000d x 1050h	£4,002	£4,646
<b>LUXHB30/10...</b> - 2x Sections - 3000w x 1000d x 1050h	£3,925	£4,560

**Finishes:** Add £0 for Ash (.../ASL) Legs  
 Add £141 for Stained Walnut (.../WAL), Stained Espresso (.../ESL), Stained Wenge (.../WEL),  
 Stained Grey (.../GYL) and Stained Black (.../BKL) Legs  
 Add £195 for White (.../WHL) Legs



LUXHB16/12/ASL

### Lux High Bench Table

- 2 week lead time.
- 25mm top panel.
- Tapered legs with adjustable levelling feet and steel sub-frame.
- Available with radiused corners (see 'Additional' above).

	MFC	Veneer
<b>LUXHB24/12...</b> - 1x Section - 2400w x 1200d x 1050h	£2,876	£3,352
<b>LUXHB22/12...</b> - 1x Section - 2200w x 1200d x 1050h	£2,713	£3,152
<b>LUXHB20/12...</b> - 1x Section - 2000w x 1200d x 1050h	£2,548	£2,959
<b>LUXHB18/12...</b> - 1x Section - 1800w x 1200d x 1050h	£2,382	£2,762
<b>LUXHB16/12...</b> - 1x Section - 1600w x 1200d x 1050h	£2,224	£2,567
<b>LUXHB14/12...</b> - 1x Section - 1400w x 1200d x 1050h	£2,151	£2,479
<b>LUXHB24/10...</b> - 1x Section - 2400w x 1000d x 1050h	£2,805	£3,263
<b>LUXHB22/10...</b> - 1x Section - 2200w x 1000d x 1050h	£2,638	£3,063
<b>LUXHB20/10...</b> - 1x Section - 2000w x 1000d x 1050h	£2,477	£2,873
<b>LUXHB18/10...</b> - 1x Section - 1800w x 1000d x 1050h	£2,313	£2,675
<b>LUXHB16/10...</b> - 1x Section - 1600w x 1000d x 1050h	£2,151	£2,479
<b>LUXHB14/10...</b> - 1x Section - 1400w x 1000d x 1050h	£2,081	£2,395

**Finishes:** Add £0 for Ash (.../ASL) Legs  
 Add £94 for Stained Walnut (.../WAL), Stained Espresso (.../ESL), Stained Wenge (.../WEL),  
 Stained Grey (.../GYL) and Stained Black (.../BKL) Legs  
 Add £130 for White (.../WHL) Legs

# Lux

## Accessories and Desk Mounted Acoustic Screens

**Metalwork:** Add 0% for Silver, Black Graphite and White  
**Fabric:** Fully upholstered with pinnable surface - See below for pricing groups

**Fabric Groups:** Add £0 for Group 1 - Add £13 for Group 2 - Add £26 for Group 3 - Add £39 for Group 4  
 Add £52 for Group 5 - Add £65 for Group 6 - Add £78 for Group 7



LCTR16  
Illustrated in red



LCTR16  
Illustrated in red

### Lux Cable Tray

- 2 week lead time. • Compatible with all Lux tables.
- High capacity cable management system neatly conceals power, data and telecom cables through a hinged cable management tray. • Cable trays are 230mm deep and 80mm high.

			Metalwork
<b>LCTO28</b>	- For LUXOCT2800	- 1100w (2x)	£244
<b>LCTO26</b>	- For LUXOCT2600	- 1000w (2x)	£234
<b>LCTO24</b>	- For LUXOCT2400	- 900w (2x)	£212
<b>LCTR48</b>	- For 4800w Rectangular Tables	- 900w (4x)	£424
<b>LCTR44</b>	- For 4400w Rectangular Tables	- 800w (4x)	£396
<b>LCTR40</b>	- For 4000w Rectangular and High Bench Tables	- 1500w (2x)	£278
<b>LCTR36</b>	- For 3600w Rectangular and High Bench Tables	- 1300w (2x)	£260
<b>LCTR32</b>	- For 3200w Rectangular and High Bench Tables	- 1100w (2x)	£244
<b>LCTR30</b>	- For 3000w Rectangular and High Bench Tables	- 1000w (2x)	£234
<b>LCTR28</b>	- For 2800w Rectangular Tables	- 1100w (2x)	£244
<b>LCTR26</b>	- For 2600w Rectangular Tables	- 1000w (2x)	£234
<b>LCTR24</b>	- For 2400w Rectangular and High Bench Tables	- 900w (2x)	£212
<b>LCTR22</b>	- For 2200w Rectangular and High Bench Tables	- 800w (2x)	£198
<b>LCTR20</b>	- For 2000w Rectangular and High Bench Tables	- 1500w	£139
<b>LCTR18</b>	- For 1800w Rectangular and High Bench Tables	- 1300w	£130
<b>LCTR16</b>	- For 1600w Rectangular and High Bench Tables	- 1100w	£122
<b>LCTR14</b>	- For 1400w Rectangular and High Bench Tables	- 900w	£106
<b>LCTR12</b>	- For 1200w Rectangular Tables	- 700w	£90
<b>LCTR10</b>	- For 1000w Rectangular Tables	- 500w	£71
<b>LCTS20</b>	- For 2000w Square Meeting	- 1500w	£139
<b>LCTS18</b>	- For 1800w Square Meeting	- 1300w	£130
<b>LCTS16</b>	- For 1600w Square Meeting	- 1100w	£122
<b>LCTS14</b>	- For 1400w Square Meeting	- 900w	£106
<b>LCTS12</b>	- For 1200w Square Meeting	- 700w	£90
<b>LCTS10</b>	- For 1000w Square Meeting	- 500w	£71
<b>LCTC18</b>	- For 2000w and 1800w Circular Meeting	- 900w	£106
<b>LCTC16</b>	- For 1600w Circular Meeting	- 700w	£90
<b>LCTC14</b>	- For 1400w Circular Meeting	- 600w	£80
<b>LCTC12</b>	- For 1200w Circular Meeting	- 500w	£71



AELUXSS1150F



Fabric Finish

### Lux Desk Mounted Acoustic Screen for Double Benches

- Standard lead time. • Straight dividing screens faced with 6mm polyester fibre insulation board.
- Screen is bracketed to the double bench leg frames. • Link post not required.
- Class B certified in accordance with International Standards: ISO 354:2003, ISO 11654:1997 and ISO 9613-1:1993
- Available as Hygiene Protection Screens and add-ons (see HPS Guide).

#### Straight Acoustic Screen

			Fabric Group 1
<b>AELUXSS1750F</b>	- For 2200w Sections	- 1750w x 38d x 375h	£585
<b>AELUXSS1550F</b>	- For 2000w Sections	- 1550w x 38d x 375h	£537
<b>AELUXSS1350F</b>	- For 1800w Sections	- 1350w x 38d x 375h	£500
<b>AELUXSS1150F</b>	- For 1600w Sections	- 1150w x 38d x 375h	£455
<b>AELUXSS950F</b>	- For 1400w Sections or 2x Screens per 2800w Sections	- 950w x 38d x 375h	£430
<b>AELUXSS850F</b>	- 2x Screens per 2600w Sections	- 850w x 38d x 375h	£416
<b>AELUXSS750F</b>	- 2x Screens per 2400w Sections	- 750w x 38d x 375h	£401

# Reflex

## Fixed Height Workstations and Meeting



A sleek and elegantly angled leg frame defines the clean lines of the Reflex range giving a contemporary, executive appearance. The legs connect to a full steel sub-frame for maximum strength and stability. An optional horizontal and vertical wire management solution can be added to house cables, leaving the area free from trailing wires. Angled modesty panels are compatible with Reflex desking, adding an element of privacy and complementing the angles of the leg frame.



# Reflex

## Fixed Height Workstations and Accessories

2 Week Lead Time

**MFC:** Available in Ash, Autumn Cherry, Beech, Chester Oak, English Walnut, Grey, Grey Nebraska Oak, Laurentii Wenge, Natural Nebraska Oak and White  
**Veneer:** Available in Oak and Walnut (3 Week Lead Time)  
**Edging:** Add £36 for Wenge and Black per top - Add £46 for Plywood Effect per top - Edging on 25mm White MFC only  
**Metalwork:** Add 0% for Silver, Black Graphite and White - Add 15% for Chrome Effect - Add 5% for Raw



RR16/8

### Reflex Rectangular Desk

- 2 week lead time. • 25mm top panel.
- Tapered angled legs with steel sub-frame. • Adjustable levelling feet.

	MFC	Veneer
<b>RR20/10</b> - 2000w x 1000d x 740h	£1,167	£1,751
<b>RR18/10</b> - 1800w x 1000d x 740h	£1,145	£1,716
<b>RR16/10</b> - 1600w x 1000d x 740h	£1,123	£1,684
<b>RR20/8</b> - 2000w x 800d x 740h	£1,145	£1,716
<b>RR18/8</b> - 1800w x 800d x 740h	£1,123	£1,684
<b>RR16/8</b> - 1600w x 800d x 740h	£1,098	£1,649



RMA18/18RH

### Reflex Managers Workstation

- 2 week lead time. • 2x 25mm top panels.
- Tapered angled legs with steel sub-frame. • Adjustable levelling feet.

	MFC	Veneer
<b>RMA20/20... (LH or RH)</b> - 2000w x 2000d x 740h	£1,826	£2,740
<b>RMA18/20... (LH or RH)</b> - 1800w x 2000d x 740h	£1,804	£2,706
<b>RMA16/20... (LH or RH)</b> - 1600w x 2000d x 740h	£1,780	£2,670
<b>RMA20/18... (LH or RH)</b> - 2000w x 1800d x 740h	£1,786	£2,681
<b>RMA18/18... (LH or RH)</b> - 1800w x 1800d x 740h	£1,765	£2,646
<b>RMA16/18... (LH or RH)</b> - 1600w x 1800d x 740h	£1,742	£2,612



RMP16  
Illustrated in red

### Reflex Steel Modesty Panel

- 2 week lead time. • Modesty panels are 320mm high.

	Metalwork
<b>RMP20</b> - For 2000w Workstations - 1560w	£207
<b>RMP18</b> - For 1800w Workstations - 1360w	£200
<b>RMP16</b> - For 1600w Workstations - 1160w	£195



RCR  
Illustrated in red

### Reflex Cable Riser

- 2 week lead time. • Compatible with all Reflex workstation legs. • Can be retrofitted.
- Capacity to vertically enclose 1x 12mm diameter power cable.

	Metalwork
<b>RCR</b>	£103



RCT16  
Illustrated in red

### Reflex Cable Tray

- 2 week lead time. • Compatible with all Reflex desks and workstations.
- High capacity cable management system neatly conceals power, data and telecom cables through a hinged cable management tray. • Cable trays are 132mm deep and 100mm high.


	Metalwork
<b>RCT20</b> - For 2000w Workstations - 1410w	£181
<b>RCT18</b> - For 1800w Workstations - 1210w	£164
<b>RCT16</b> - For 1600w Workstations - 1010w	£143

**MFC:** Available in Ash, Autumn Cherry, Beech, Chester Oak, English Walnut, Grey, Grey Nebraska Oak, Laurentii Wenge, Natural Nebraska Oak and White  
**Veneer:** Available in Oak and Walnut (3 Week Lead Time)  
**Edging:** Add £36 for Wenge and Black per top - Add £46 for Plywood Effect per top - Edging on 25mm White MFC only  
**Metalwork:** Add 0% for Silver, Black Graphite and White - Add 15% for Chrome Effect - Add 5% for Raw  
 Add 12% for Praline, Olive Green, Atlantic Blue, Sapphire Blue, Mustard Yellow, Terracotta and Conker Brown (2 Week Lead Time)

### Reflex Compatibility Breakdown

- **Black** - Compatible
- **Blue** - Conflict when using screens without .../V
- **Purple** - Conflict when using cable tray
- **Green** - Unspecified
- **Red** - May not support larger modules

- Reflex - Rectangular and Managers
- Reflex - 1000w Circular Meeting
- Reflex - All other Conference / Meeting



ROCT3000

#### Reflex Octagonal Conference Table

- 2 week lead time.
- 25mm top panel.
- Shared centre legs.
- Tapered angled legs with steel sub-frame.
- Adjustable levelling feet.

**ROCT3000** - 3000w x 1400d x 740h  
 1x 3000mm Section - Seating up to 10 People

**MFC**      **Veneer**

£3,707

-



ROCT2800

#### Reflex Octagonal Conference Table

- 2 week lead time.
- 25mm top panel.
- Tapered angled legs with steel sub-frame.
- Adjustable levelling feet.

**ROCT2800** - 2800w x 1200d x 740h  
 1x 2800mm Section - Seating up to 10 People

**MFC**      **Veneer**

£2,568

-

**ROCT2600** - 2600w x 1200d x 740h  
 1x 2600mm Section - Seating up to 8 People

£2,470

£2,962

**ROCT2400** - 2400w x 1000d x 740h  
 1x 2400mm Section - Seating up to 8 People

£2,393

£2,869



**MFC:** Available in Ash, Autumn Cherry, Beech, Chester Oak, English Walnut, Grey, Grey Nebraska Oak, Laurentii Wenge, Natural Nebraska Oak and White  
**Veneer:** Available in Oak and Walnut (3 Week Lead Time)  
**Edging:** Add £36 for Wenge and Black per top - Add £46 for Plywood Effect per top - Edging on 25mm White MFC only  
**Metalwork:** Add 0% for Silver, Black Graphite and White - Add 15% for Chrome Effect - Add 5% for Raw  
 Add 12% for Praline, Olive Green, Atlantic Blue, Sapphire Blue, Mustard Yellow, Terracotta and Conker Brown (2 Week Lead Time)



RMT32/12

### Reflex Rectangular Meeting Table

- 2 week lead time.
- 2x 25mm top panels.
- Shared centre legs.
- Tapered angled legs with steel sub-frame.
- Adjustable levelling feet.

	MFC	Veneer
<b>RMT48/14</b> - 2x Sections - 4800w x 1400d x 740h	£4,144	£4,973
<b>RMT44/14</b> - 2x Sections - 4400w x 1400d x 740h	£4,001	£4,797
<b>RMT40/14</b> - 2x Sections - 4000w x 1400d x 740h	£3,853	£4,626
<b>RMT36/14</b> - 2x Sections - 3600w x 1400d x 740h	£3,709	£4,450
<b>RMT32/14</b> - 2x Sections - 3200w x 1400d x 740h	£3,562	£4,277
<b>RMT30/14</b> - 2x Sections - 3000w x 1400d x 740h	£3,492	£4,189
<b>RMT48/12</b> - 2x Sections - 4800w x 1200d x 740h	£3,985	£4,781
<b>RMT44/12</b> - 2x Sections - 4400w x 1200d x 740h	£3,839	£4,606
<b>RMT40/12</b> - 2x Sections - 4000w x 1200d x 740h	£3,694	£4,434
<b>RMT36/12</b> - 2x Sections - 3600w x 1200d x 740h	£3,549	£4,261
<b>RMT32/12</b> - 2x Sections - 3200w x 1200d x 740h	£3,404	£4,085
<b>RMT30/12</b> - 2x Sections - 3000w x 1200d x 740h	£3,316	£3,998
<b>RMT48/10</b> - 2x Sections - 4800w x 1000d x 740h	£3,825	£4,590
<b>RMT44/10</b> - 2x Sections - 4400w x 1000d x 740h	£3,680	£4,416
<b>RMT40/10</b> - 2x Sections - 4000w x 1000d x 740h	£3,535	£4,243
<b>RMT36/10</b> - 2x Sections - 3600w x 1000d x 740h	£3,389	£4,066
<b>RMT32/10</b> - 2x Sections - 3200w x 1000d x 740h	£3,245	£3,893
<b>RMT30/10</b> - 2x Sections - 3000w x 1000d x 740h	£3,172	£3,807



RMT16/12

### Reflex Rectangular Meeting Table

- 2 week lead time.
- 25mm top panel.
- Tapered angled legs with steel sub-frame.
- Adjustable levelling feet.

	MFC	Veneer
<b>RMT28/14</b> - 1x Section - 2800w x 1400d x 740h	£2,608	-
<b>RMT26/14</b> - 1x Section - 2600w x 1400d x 740h	£2,528	£3,031
<b>RMT24/14</b> - 1x Section - 2400w x 1400d x 740h	£2,444	£2,932
<b>RMT22/14</b> - 1x Section - 2200w x 1400d x 740h	£2,281	£2,736
<b>RMT20/14</b> - 1x Section - 2000w x 1400d x 740h	£2,120	£2,544
<b>RMT18/14</b> - 1x Section - 1800w x 1400d x 740h	£1,955	£2,347
<b>RMT16/14</b> - 1x Section - 1600w x 1400d x 740h	£1,792	£2,151
<b>RMT28/12</b> - 1x Section - 2800w x 1200d x 740h	£2,534	-
<b>RMT26/12</b> - 1x Section - 2600w x 1200d x 740h	£2,452	£2,945
<b>RMT24/12</b> - 1x Section - 2400w x 1200d x 740h	£2,374	£2,849
<b>RMT22/12</b> - 1x Section - 2200w x 1200d x 740h	£2,211	£2,651
<b>RMT20/12</b> - 1x Section - 2000w x 1200d x 740h	£2,046	£2,458
<b>RMT18/12</b> - 1x Section - 1800w x 1200d x 740h	£1,882	£2,258
<b>RMT16/12</b> - 1x Section - 1600w x 1200d x 740h	£1,722	£2,063
<b>RMT14/12</b> - 1x Section - 1400w x 1200d x 740h	£1,649	£1,978
<b>RMT28/10</b> - 1x Section - 2800w x 1000d x 740h	£2,462	-
<b>RMT26/10</b> - 1x Section - 2600w x 1000d x 740h	£2,379	£2,858
<b>RMT24/10</b> - 1x Section - 2400w x 1000d x 740h	£2,299	£2,758
<b>RMT22/10</b> - 1x Section - 2200w x 1000d x 740h	£2,133	£2,561
<b>RMT20/10</b> - 1x Section - 2000w x 1000d x 740h	£1,976	£2,369
<b>RMT18/10</b> - 1x Section - 1800w x 1000d x 740h	£1,811	£2,173
<b>RMT16/10</b> - 1x Section - 1600w x 1000d x 740h	£1,649	£1,978
<b>RMT14/10</b> - 1x Section - 1400w x 1000d x 740h	£1,577	£1,892
<b>RMT12/10</b> - 1x Section - 1200w x 1000d x 740h	£1,502	£1,804

# Reflex

## Meeting Tables and Accessories

**MFC:** Available in Ash, Autumn Cherry, Beech, Chester Oak, English Walnut, Grey, Grey Nebraska Oak, Laurentii Wenge, Natural Nebraska Oak and White  
**Veneer:** Available in Oak and Walnut (3 Week Lead Time)  
**Edging:** Add £36 for Wenge and Black per top - Add £46 for Plywood Effect per top - Edging on 25mm White MFC only  
**Metalwork:** Add 0% for Silver, Black Graphite and White - Add 15% for Chrome Effect - Add 5% for Raw  
 Add 12% for Praline, Olive Green, Atlantic Blue, Sapphire Blue, Mustard Yellow, Terracotta and Conker Brown (2 Week Lead Time)



RMT16/16

### Reflex Square Meeting Table

- 2 week lead time. • 25mm top panel.
- Tapered angled legs with steel sub-frame. • Adjustable levelling feet.

	MFC	Veneer
<b>RMT20/20</b> - 2000w x 2000d x 740h	£2,240	£2,686
<b>RMT18/18</b> - 1800w x 1800d x 740h	£2,078	£2,492
<b>RMT16/16</b> - 1600w x 1600d x 740h	£1,913	£2,295
<b>RMT14/14</b> - 1400w x 1400d x 740h	£1,749	£2,099
<b>RMT12/12</b> - 1200w x 1200d x 740h	£1,586	£1,902
<b>RMT10/10</b> - 1000w x 1000d x 740h	£1,422	£1,710



RMT/CIR16

### Reflex Circular Meeting Table

- 2 week lead time. • 25mm top panel.
- Tapered angled legs with steel sub-frame. • Adjustable levelling feet.

	MFC	Veneer
<b>RMT/CIR20</b> - 2000w (dia) x 740h	£2,351	£2,821
<b>RMT/CIR18</b> - 1800w (dia) x 740h	£2,184	£2,619
<b>RMT/CIR16</b> - 1600w (dia) x 740h	£2,002	£2,404
<b>RMT/CIR14</b> - 1400w (dia) x 740h	£1,863	£2,236
<b>RMT/CIR12</b> - 1200w (dia) x 740h	£1,586	£1,902
<b>RMT/CIR10</b> - 1000w (dia) x 740h	£1,458	£1,749



LCTR16  
Illustrated in red

### Reflex Meeting Cable Tray

- 2 week lead time. • Compatible with all Reflex conference / meeting tables.
- High capacity cable management system neatly conceals power, data and telecom cables through a hinged cable management tray. • Cable trays are 230mm deep and 80mm high.

	Metalwork
<b>LCTO30</b> - For ROCT3000 - 1200w (2x)	£252
<b>LCTO28</b> - For ROCT2800 - 1100w (2x)	£244
<b>LCTO26</b> - For ROCT2600 - 1000w (2x)	£234
<b>LCTO24</b> - For ROCT2400 - 900w (2x)	£212
<b>LCTR48</b> - For 4800w Rectangular Meeting - 900w (4x)	£424
<b>LCTR44</b> - For 4400w Rectangular Meeting - 800w (4x)	£396
<b>LCTR40</b> - For 4000w Rectangular Meeting - 1500w (2x)	£278
<b>LCTR36</b> - For 3600w Rectangular Meeting - 1300w (2x)	£260
<b>LCTR32</b> - For 3200w Rectangular Meeting - 1100w (2x)	£244
<b>LCTR30</b> - For 3000w Rectangular Meeting - 1000w (2x)	£234
<b>LCTR28</b> - For 2800w Rectangular Meeting - 1100w (2x)	£244
<b>LCTR26</b> - For 2600w Rectangular Meeting - 1000w (2x)	£234
<b>LCTR24</b> - For 2400w Rectangular Meeting - 900w (2x)	£212
<b>LCTR22</b> - For 2200w Rectangular Meeting - 800w (2x)	£198
<b>LCTR20</b> - For 2000w Rectangular Meeting - 1500w	£139
<b>LCTR18</b> - For 1800w Rectangular Meeting - 1300w	£130
<b>LCTR16</b> - For 1600w Rectangular Meeting - 1100w	£122
<b>LCTR14</b> - For 1400w Rectangular Meeting - 900w	£106
<b>LCTR12</b> - For 1200w Rectangular Meeting - 700w	£90
<b>LCTS20</b> - For 2000w Square Meeting - 1500w	£139
<b>LCTS18</b> - For 1800w Square Meeting - 1300w	£130
<b>LCTS16</b> - For 1600w Square Meeting - 1100w	£122
<b>LCTS14</b> - For 1400w Square Meeting - 900w	£106
<b>LCTS12</b> - For 1200w Square Meeting - 700w	£90
<b>LCTS10</b> - For 1000w Square Meeting - 500w	£71
<b>LCTC18</b> - For 2000w and 1800w Circular Meeting - 900w	£106
<b>LCTC16</b> - For 1600w Circular Meeting - 700w	£90
<b>LCTC14</b> - For 1400w Circular Meeting - 600w	£80
<b>LCTC12</b> - For 1200w Circular Meeting - 500w	£71

# Linnea

Fixed Height Workstations, Meeting and Screens



Linnea is a comprehensive range offering a variety of solutions for diverse applications. It is available with an angled or goalpost leg frame, supported by a steel sub-frame offering strength and stability. Shared legs are a feature of the Linnea range, minimising the number of legs required and increasing the useable space under the workstation. Double Benches are supplied with sliding tops and horizontal wire management trays as standard, with an optional sliding top locking device, should the user require the top to be locked in the open or closed position. Limited desktop height adjustment is an option via a Spacer Kit, enabling the workstation top to elevate in increments of 25mm starting at a standard desk height of 740mm to 765mm, 790mm, and 815mm.





# Linnea

## Fixed Height Workstations

<b>MFC:</b>	Available in Ash, Autumn Cherry, Beech, Chester Oak, English Walnut, Grey, Grey Nebraska Oak, Laurentii Wenge, Natural Nebraska Oak and White
<b>Nanotech:</b>	Available in Black (3 Week Lead Time)
<b>Veneer:</b>	Available in Oak and Walnut (3 Week Lead Time)
<b>Edging:</b>	Add £36 for Wenge and Black per top - Add £46 for Plywood Effect per top - Edging on 25mm White MFC and Black Nanotech only
<b>Metalwork:</b>	Add 0% for Silver, Black Graphite and White - Add 15% for Chrome Effect - Add 5% for Raw
<b>Additional:</b>	Add £0 for standard legs (no suffix) - Add £0 for 90 degree legs (suffix .../90 (page 68))



L16/16

### Linnea Double Bench

- Standard lead times. • 2x 25mm sliding top panels. • Complete with a central cable tray.
- Available with 90 degree Linnea leg (see 'Additional' above).
- 640h+ mobile pedestals will protrude with 1400d and 1200d double benches, as an alternative, use **MPF** and **MP3** pedestals (page 221).

	<b>MFC</b>	<b>Veneer</b>
<b>L20/16</b> - 2000w x 1600d x 740h	£1,544	£2,311
<b>L18/16</b> - 1800w x 1600d x 740h	£1,497	£2,244
<b>L16/16</b> - 1600w x 1600d x 740h	£1,458	£2,186
<b>L15/16</b> - 1500w x 1600d x 740h	£1,436	£2,153
<b>L14/16</b> - 1400w x 1600d x 740h	£1,414	£2,119
<b>L12/16</b> - 1200w x 1600d x 740h	£1,374	£2,059
<b>L10/16</b> - 1000w x 1600d x 740h	£1,332	£1,998
<b>L20/14</b> - 2000w x 1400d x 740h	£1,500	£2,247
<b>L18/14</b> - 1800w x 1400d x 740h	£1,456	£2,183
<b>L16/14</b> - 1600w x 1400d x 740h	£1,417	£2,125
<b>L15/14</b> - 1500w x 1400d x 740h	£1,395	£2,091
<b>L14/14</b> - 1400w x 1400d x 740h	£1,373	£2,058
<b>L12/14</b> - 1200w x 1400d x 740h	£1,330	£1,993
<b>L10/14</b> - 1000w x 1400d x 740h	£1,291	£1,937
<b>L20/12</b> - 2000w x 1200d x 740h	£1,457	£2,184
<b>L18/12</b> - 1800w x 1200d x 740h	£1,415	£2,120
<b>L16/12</b> - 1600w x 1200d x 740h	£1,375	£2,060
<b>L15/12</b> - 1500w x 1200d x 740h	£1,352	£2,029
<b>L14/12</b> - 1400w x 1200d x 740h	£1,331	£1,996
<b>L12/12</b> - 1200w x 1200d x 740h	£1,283	£1,925
<b>L10/12</b> - 1000w x 1200d x 740h	£1,250	£1,875



L16/16/INT

### Linnea Double Bench With Shared Inset Intermediate Leg

- Standard lead times. • 2x 25mm sliding top panels. • Complete with a central cable tray.
- Available with 90 degree Linnea leg (see 'Additional' above).
- 640h+ mobile pedestals will protrude with 1400d and 1200d double benches, as an alternative, use **MPF** and **MP3** pedestals (page 221).

	<b>MFC</b>	<b>Veneer</b>
<b>L20/16/INT</b> - 2000w x 1600d x 740h	£1,486	£2,229
<b>L18/16/INT</b> - 1800w x 1600d x 740h	£1,446	£2,165
<b>L16/16/INT</b> - 1600w x 1600d x 740h	£1,400	£2,099
<b>L15/16/INT</b> - 1500w x 1600d x 740h	£1,380	£2,067
<b>L14/16/INT</b> - 1400w x 1600d x 740h	£1,361	£2,041
<b>L12/16/INT</b> - 1200w x 1600d x 740h	£1,319	£1,979
<b>L10/16/INT</b> - 1000w x 1600d x 740h	£1,278	£1,917
<b>L20/14/INT</b> - 2000w x 1400d x 740h	£1,446	£2,167
<b>L18/14/INT</b> - 1800w x 1400d x 740h	£1,404	£2,102
<b>L16/14/INT</b> - 1600w x 1400d x 740h	£1,360	£2,041
<b>L15/14/INT</b> - 1500w x 1400d x 740h	£1,338	£2,012
<b>L14/14/INT</b> - 1400w x 1400d x 740h	£1,319	£1,978
<b>L12/14/INT</b> - 1200w x 1400d x 740h	£1,275	£1,914
<b>L10/14/INT</b> - 1000w x 1400d x 740h	£1,236	£1,854
<b>L20/12/INT</b> - 2000w x 1200d x 740h	£1,402	£2,105
<b>L18/12/INT</b> - 1800w x 1200d x 740h	£1,362	£2,044
<b>L16/12/INT</b> - 1600w x 1200d x 740h	£1,320	£1,983
<b>L15/12/INT</b> - 1500w x 1200d x 740h	£1,298	£1,950
<b>L14/12/INT</b> - 1400w x 1200d x 740h	£1,277	£1,915
<b>L12/12/INT</b> - 1200w x 1200d x 740h	£1,232	£1,848
<b>L10/12/INT</b> - 1000w x 1200d x 740h	£1,196	£1,793



LPIN

### Linnea Sliding Top Locking Pin for Double Benches

- Standard lead times. • Available in Silver finish only. • Located under bench top.
- A spring loaded locking pin allowing the double bench to be locked in open and closed positions.

	<b>Price</b>
<b>LPIN</b>	£65

# Linnea

## Fixed Height Workstations

<b>MFC:</b>	Available in Ash, Autumn Cherry, Beech, Chester Oak, English Walnut, Grey, Grey Nebraska Oak, Laurentii Wenge, Natural Nebraska Oak and White
<b>Nanotech:</b>	Available in Black (3 Week Lead Time)
<b>Veneer:</b>	Available in Oak and Walnut (3 Week Lead Time)
<b>Edging:</b>	Add £36 for Wenge and Black per top - Add £46 for Plywood Effect per top - Edging on 25mm White MFC and Black Nanotech only
<b>Metalwork:</b>	Add 0% for Silver, Black Graphite and White - Add 15% for Chrome Effect - Add 5% for Raw
<b>Additional:</b>	Add £0 for standard legs (no suffix) - Add £0 for 90 degree legs (suffix .../90 (page 68))



LR16/8

### Linnea Rectangular Desk

- Standard lead times. • 25mm top panel.
- Available with 90 degree Linnea leg (see 'Additional' above).

		MFC	Veneer
<b>LR20/10</b>	- 2000w x 1000d x 740h	£806	£1,209
<b>LR18/10</b>	- 1800w x 1000d x 740h	£788	£1,185
<b>LR16/10</b>	- 1600w x 1000d x 740h	£776	£1,164
<b>LR15/10</b>	- 1500w x 1000d x 740h	£769	£1,154
<b>LR14/10</b>	- 1400w x 1000d x 740h	£764	£1,144
<b>LR12/10</b>	- 1200w x 1000d x 740h	£748	£1,126
<b>LR20/8</b>	- 2000w x 800d x 740h	£789	£1,186
<b>LR18/8</b>	- 1800w x 800d x 740h	£778	£1,166
<b>LR16/8</b>	- 1600w x 800d x 740h	£765	£1,144
<b>LR15/8</b>	- 1500w x 800d x 740h	£755	£1,134
<b>LR14/8</b>	- 1400w x 800d x 740h	£746	£1,124
<b>LR12/8</b>	- 1200w x 800d x 740h	£733	£1,098
<b>LR10/8</b>	- 1000w x 800d x 740h	£717	£1,079
<b>LR20/7</b>	- 2000w x 700d x 740h	£785	£1,178
<b>LR18/7</b>	- 1800w x 700d x 740h	£774	£1,159
<b>LR16/7</b>	- 1600w x 700d x 740h	£759	£1,139
<b>LR15/7</b>	- 1500w x 700d x 740h	£752	£1,128
<b>LR14/7</b>	- 1400w x 700d x 740h	£745	£1,118
<b>LR12/7</b>	- 1200w x 700d x 740h	£731	£1,096
<b>LR10/7</b>	- 1000w x 700d x 740h	£717	£1,079
<b>LR20/6</b>	- 2000w x 600d x 740h	£780	£1,167
<b>LR18/6</b>	- 1800w x 600d x 740h	£767	£1,151
<b>LR16/6</b>	- 1600w x 600d x 740h	£753	£1,134
<b>LR15/6</b>	- 1500w x 600d x 740h	£748	£1,123
<b>LR14/6</b>	- 1400w x 600d x 740h	£742	£1,108
<b>LR12/6</b>	- 1200w x 600d x 740h	£729	£1,091
<b>LR10/6</b>	- 1000w x 600d x 740h	£717	£1,079



LR16/8/INT

### Linnea Rectangular Desk With Shared Inset Intermediate Leg

- Standard lead times. • 25mm top panel.
- Available with 90 degree Linnea leg (see 'Additional' above).

		MFC	Veneer
<b>LR20/10/INT</b>	- 2000w x 1000d x 740h	£769	£1,172
<b>LR18/10/INT</b>	- 1800w x 1000d x 740h	£753	£1,148
<b>LR16/10/INT</b>	- 1600w x 1000d x 740h	£742	£1,128
<b>LR15/10/INT</b>	- 1500w x 1000d x 740h	£734	£1,121
<b>LR14/10/INT</b>	- 1400w x 1000d x 740h	£727	£1,107
<b>LR12/10/INT</b>	- 1200w x 1000d x 740h	£711	£1,089
<b>LR20/8/INT</b>	- 2000w x 800d x 740h	£754	£1,151
<b>LR18/8/INT</b>	- 1800w x 800d x 740h	£743	£1,131
<b>LR16/8/INT</b>	- 1600w x 800d x 740h	£728	£1,107
<b>LR15/8/INT</b>	- 1500w x 800d x 740h	£721	£1,098
<b>LR14/8/INT</b>	- 1400w x 800d x 740h	£710	£1,088
<b>LR12/8/INT</b>	- 1200w x 800d x 740h	£696	£1,062
<b>LR10/8/INT</b>	- 1000w x 800d x 740h	£683	£1,040
<b>LR20/7/INT</b>	- 2000w x 700d x 740h	£750	£1,141
<b>LR18/7/INT</b>	- 1800w x 700d x 740h	£739	£1,125
<b>LR16/7/INT</b>	- 1600w x 700d x 740h	£723	£1,102
<b>LR15/7/INT</b>	- 1500w x 700d x 740h	£715	£1,093
<b>LR14/7/INT</b>	- 1400w x 700d x 740h	£709	£1,082
<b>LR12/7/INT</b>	- 1200w x 700d x 740h	£695	£1,060
<b>LR10/7/INT</b>	- 1000w x 700d x 740h	£683	£1,040
<b>LR20/6/INT</b>	- 2000w x 600d x 740h	£745	£1,132
<b>LR18/6/INT</b>	- 1800w x 600d x 740h	£733	£1,113
<b>LR16/6/INT</b>	- 1600w x 600d x 740h	£717	£1,098
<b>LR15/6/INT</b>	- 1500w x 600d x 740h	£711	£1,087
<b>LR14/6/INT</b>	- 1400w x 600d x 740h	£707	£1,074
<b>LR12/6/INT</b>	- 1200w x 600d x 740h	£694	£1,057
<b>LR10/6/INT</b>	- 1000w x 600d x 740h	£683	£1,040

# Linnea

## Fixed Height Workstations and Returns

<b>MFC:</b>	Available in Ash, Autumn Cherry, Beech, Chester Oak, English Walnut, Grey, Grey Nebraska Oak, Laurentii Wenge, Natural Nebraska Oak and White
<b>Veneer:</b>	Available in Oak and Walnut (3 Week Lead Time)
<b>Edging:</b>	Add £36 for Wenge and Black per top - Add £46 for Plywood Effect per top - Edging on 25mm White MFC only
<b>Metalwork:</b>	Add 0% for Silver, Black Graphite and White - Add 15% for Chrome Effect - Add 5% for Raw
<b>Additional:</b>	Add £0 for standard legs (no suffix) - Add £0 for 90 degree legs (suffix .../90 (page 68))



L16/10/8RH

### Linnea Angular Workstation

- Standard lead times. • Left-hand and right-hand versions available.
- 25mm top panel. • 600mm return.
- Available with 90 degree Linnea leg (see 'Additional' above).

		MFC	Veneer
<b>L20/10/8... (LH or RH)</b>	- 2000w x 1000-800d x 740h	£857	£1,284
<b>L18/10/8... (LH or RH)</b>	- 1800w x 1000-800d x 740h	£848	£1,266
<b>L16/10/8... (LH or RH)</b>	- 1600w x 1000-800d x 740h	£828	£1,240
<b>L14/10/8... (LH or RH)</b>	- 1400w x 1000-800d x 740h	£815	£1,222
<b>L20/8/6... (LH or RH)</b>	- 2000w x 800-600d x 740h	£849	£1,270
<b>L18/8/6... (LH or RH)</b>	- 1800w x 800-600d x 740h	£829	£1,245
<b>L16/8/6... (LH or RH)</b>	- 1600w x 800-600d x 740h	£815	£1,222
<b>L14/8/6... (LH or RH)</b>	- 1400w x 800-600d x 740h	£804	£1,200



LC120/12/8

### Linnea 120 Degree Cluster Workstation

- Standard lead times. • 25mm top panel. • Configured as a 3 person module.
- Available with 90 degree Linnea leg (see 'Additional' above).

		MFC	Veneer
<b>LC120/12/8</b>	- 2884w (dia) x 740h (1200w back edge x 800d return)	£3,001	£4,341
<b>LC120/12/6</b>	- 2683w (dia) x 740h (1200w back edge x 600d return)	£2,850	£4,129
<b>LC120/10/6</b>	- 2332w (dia) x 740h (1000w back edge x 600d return)	£2,697	£3,909



LC120/12/8/INT

### Linnea 120 Degree Cluster Workstation with Shared Inset Intermediate Leg

- Standard lead times. • 25mm top panel. • Configured as a 3 person module.
- Comes with 1x full leg and 1x inset leg.
- Available with 90 degree Linnea leg (see 'Additional' above).

		MFC	Veneer
<b>LC120/12/8/INT</b>	- 2884w (dia) x 740h (1200w back edge x 800d return)	£3,001	£4,341
<b>LC120/12/6/INT</b>	- 2683w (dia) x 740h (1200w back edge x 600d return)	£2,850	£4,129
<b>LC120/10/6/INT</b>	- 2332w (dia) x 740h (1000w back edge x 600d return)	£2,697	£3,909



LRR18

### Linnea Radius Reception Desk

- Standard lead times. • 25mm top panel.
- Available with 90 degree Linnea leg (see 'Additional' above).

		MFC	Veneer
<b>LRR20</b>	- 2000w (extreme) x 800d x 740h	£1,320	£1,917
<b>LRR18</b>	- 1800w (extreme) x 800d x 740h	£1,192	£1,724



LSR12/8RH

### Linnea Secretarial Return

- Standard lead times. • Left-hand and right-hand versions available. • 25mm top panel.
- Available with 90 degree Linnea leg (see 'Additional' above).

		MFC	Veneer
<b>LSR12/8... (LH or RH)...</b>	- 1200w x 800d x 740h	£546	£818
<b>LSR10/8... (LH or RH)...</b>	- 1000w x 800d x 740h	£527	£789
<b>LSR12/6... (LH or RH)...</b>	- 1200w x 600d x 740h	£516	£769
<b>LSR10/6... (LH or RH)...</b>	- 1000w x 600d x 740h	£492	£734

**Compatibility:** For use with rectangular desking (no suffix)  
For use with angular workstations (suffix .../X (600d secretarial returns only))

# Linnea

## Extensions and Accessories

<b>MFC:</b>	Available in Ash, Autumn Cherry, Beech, Chester Oak, English Walnut, Grey, Grey Nebraska Oak, Laurentii Wenge, Natural Nebraska Oak and White
<b>Veneer:</b>	Available in Oak and Walnut (3 Week Lead Time)
<b>Edging:</b>	Add £36 for Wenge and Black per top - Add £46 for Plywood Effect per top - Edging on 25mm White MFC only
<b>Metalwork:</b>	Add 0% for Silver, Black Graphite and White - Add 15% for Chrome Effect - Add 5% for Raw
<b>Additional:</b>	Add £0 for standard legs (no suffix) - Add £0 for 90 degree legs (suffix .../90 (page 68))



LCME16/6

### Linnea Curved Extension

- Standard lead times. • 25mm top panel.

			<b>MFC</b>	<b>Veneer</b>
<b>LCME16/6...</b>	- For 1600mm Ends	- 1600w x 650d x 740h	£748	£1,126
<b>LCME14/5...</b>	- For 1400mm Ends	- 1400w x 500d x 740h	£734	£1,101
<b>LCME12/5...</b>	- For 1200mm Ends	- 1200w x 500d x 740h	£721	£1,082

**Compatibility:** Desking with no screens and all 120 degree clusters (no suffix)  
 Desking with system or contract screens (suffix .../S and add 27mm to width)  
 Desking with acoustic screens (suffix .../A and add 38mm to width)



LSME16/6

### Linnea Straight Extension

- Standard lead times. • 25mm top panel.

			<b>MFC</b>	<b>Veneer</b>
<b>LSME16/6...</b>	- For 1600mm Ends	- 1600w x 650d x 740h	£748	£1,126
<b>LSME14/5...</b>	- For 1400mm Ends	- 1400w x 500d x 740h	£734	£1,101
<b>LSME12/5...</b>	- For 1200mm Ends	- 1200w x 500d x 740h	£721	£1,082

**Compatibility:** Desking with no screens and all 120 degree clusters (no suffix)  
 Desking with system or contract screens (suffix .../S and add 27mm to width)  
 Desking with acoustic screens (suffix .../A and add 38mm to width)



LDDSE16

### Linnea Decorative Slab End and Leg Frame

- Standard lead times. • Comes with 1x leg frame with decorative slab end.
- Designed to cover the ends of Linnea runs of desks. • Can be retrofitted.
- For use on one end of the workstation (for use on both ends, specify 2x slab ends).
- Available for use with 90 degree Linnea leg (see 'Additional' above).

			<b>MFC</b>	<b>Veneer</b>
<b>LDDSE16</b>	- For 1600d Ends		£534	£642
<b>LDDSE14</b>	- For 1400d Ends		£523	£627
<b>LDDSE12</b>	- For 1200d Ends		£510	£611
<b>LSDSE10</b>	- For 1000d Ends		£487	£584
<b>LSDSE08</b>	- For 800d Ends		£462	£555
<b>LSDSE07</b>	- For 700d Ends		£453	£540
<b>LSDSE06</b>	- For 600d Ends		£439	£526



LSDSE08

# Linnea

## Accessories

**Metalwork:** Add 0% for Silver, Black Graphite and White - Add 15% for Chrome Effect - Add 5% for Raw

**Additional:** Add £0 for standard legs (no suffix) - Add £0 for 90 degree legs (suffix .../90 (below))



LCP16/INT  
Illustrated in red

### Linnea Inset Vertical Leg Wire Management Plates

- Standard lead times.
- Designed to conceal cables passing vertically into the horizontal cable trays.
- Can be retrofitted.
- Available for use with 90 degree Linnea leg (see 'Additional' above).

#### Metalwork

<b>LCP16/INT</b> - For 1600d Ends	_____	£232
<b>LCP14/INT</b> - For 1400d Ends	_____	£228
<b>LCP12/INT</b> - For 1200d Ends	_____	£224



L16/16/90  
Illustrated in red



LR16/8/90  
Illustrated in red

### Linnea Optional 90 Degree Linnea Leg

- Standard lead times.
- Replaced standard angled Linnea legs with 90 degree versions.
- Suffix .../90 to the end of relevant Linnea codes.
- No upcharge.

#### Optional

.../90 - 90 Degree Linnea Leg	_____	£0
-------------------------------	-------	----



Black Nanotech - Contact Customer Services for specification, prices and lead time

# Linnea

## Accessories

**Metalwork:** Add 0% for Silver, Black Graphite and White - Add 15% for Chrome Effect - Add 5% for Raw



LHSS/16D  
Illustrated in red

### Linnea Height Settable Spacers for Double Benches

- Standard lead times. • Supplied with 12x 25mm, 12x 50mm and 12x 75mm top spacers and 6 single arms.
- Single arms replace the double shared arms. • Adjusts both worktops and enables them to slide.

**Metalwork**

<b>LHSS/16D</b> - For 1600d Ends	_____	£179
<b>LHSS/14D</b> - For 1400d Ends	_____	£175
<b>LHSS/12D</b> - For 1200d Ends	_____	£171



LHSS/S  
Illustrated in red

### Linnea Height Settable Spacers for Single Workstations

- Standard lead times. • Supplied with 6x 25mm, 6x 50mm and 6x 75mm top spacers.

**Metalwork**

<b>LHSS/S</b> - For 1000d, 800d, 700d and 600d Ends	_____	£81
---	-------	-----



LRMP16  
Illustrated in red

### Linnea Steel Modesty Panel

- Standard lead times. • Modesty panels are 275mm high.

**Metalwork**

<b>LRMP20</b> - For 2000w Workstations - 1760w	_____	£207
<b>LRMP18</b> - For 1800w Workstations - 1560w	_____	£200
<b>LRMP16</b> - For 1600w Workstations - 1360w	_____	£195
<b>LRMP15</b> - For 1500w Workstations - 1260w	_____	£193
<b>LRMP14</b> - For 1400w Workstations - 1160w	_____	£191
<b>LRMP12</b> - For 1200w Workstations - 960w	_____	£188
<b>LRMP10</b> - For 1000w Workstations - 760w	_____	£181
<b>LRRMP20</b> - For LRR20 - 1380w	_____	£207
<b>LRRMP18</b> - For LRR18 - 1260w	_____	£200



LRCT16  
Illustrated in red

### Linnea Cable Tray

- Standard lead times. • Cable trays can be accessed from the front or back of the desk via the easy slot and hook design.
- 222d cable trays will only accept 2 gang sockets such as SK2/U (page 309).

**Metalwork**

<b>LRCT20</b> - For 2000w and 1000d and 800d Workstations	- 1470w x 222d	_____	£133
<b>LRCT18</b> - For 1800w and 1000d and 800d Workstations	- 1270w x 222d	_____	£119
<b>LRCT16</b> - For 1600w and 1000d and 800d Workstations	- 1070w x 222d	_____	£101
<b>LRCT15</b> - For 1500w and 1000d and 800d Workstations and LRR20	- 970w x 222d	_____	£97
<b>LRCT14</b> - For 1400w and 1000d and 800d Workstations and LRR18	- 870w x 222d	_____	£92
<b>LRCT12</b> - For 1200w and 1000d and 800d Workstations	- 670w x 222d	_____	£76
<b>LRCT10</b> - For 1000w and 1000d and 800d Workstations	- 470w x 222d	_____	£60
<b>LRCT20/7/6</b> - For 2000w and 700d and 600d Workstations	- 1630w x 116d	_____	£133
<b>LRCT18/7/6</b> - For 1800w and 700d and 600d Workstations	- 1430w x 116d	_____	£119
<b>LRCT16/7/6</b> - For 1600w and 700d and 600d Workstations	- 1230w x 116d	_____	£101
<b>LRCT15/7/6</b> - For 1500w and 700d and 600d Workstations	- 1130w x 116d	_____	£97
<b>LRCT14/7/6</b> - For 1400w and 700d and 600d Workstations	- 1030w x 116d	_____	£92
<b>LRCT12/7/6</b> - For 1200w and 700d and 600d Workstations	- 830w x 116d	_____	£76
<b>LRCT10/7/6</b> - For 1000w and 700d and 600d Workstations	- 630w x 116d	_____	£60
<b>L120D12</b> - For 1200w 120 Degree Clusters	- 850w x 116d	_____	£92
<b>L120D10</b> - For 1000w 120 Degree Clusters	- 630w x 116d	_____	£76



LRCT16/7/6  
Illustrated in red

# Linnea

## Accessories, Featured Compatible Items and Compatibility Breakdown

**Metalwork:** Add 0% for Silver, Black Graphite and White - Add 15% for Chrome Effect - Add 5% for Raw  
Add 12% for Praline, Olive Green, Atlantic Blue, Sapphire Blue, Mustard Yellow, Terracotta and Conker Brown (2 Week Lead Time)



LLCR  
Illustrated in red

### Linnea Cable Risers

- Standard lead times.
- Single channel cable riser (2 per pack).

LLCR

Metalwork

£52

### Linnea Featured Compatible Items



#### Linnea CPU Holder

- Includes Linnea mounting kit.

LCPU (Black) - £213  
LCPU/W (White) - £213

See page 316 for details.



#### Maya Monitor Arm

- Clamp On and Bolt Through Desk Fixings.

MMA1/W (White) - £200  
MMA1/B (Black) - £200

See page 312 for details.



#### Maya Dual Monitor Arm

- Clamp On and Bolt Through Desk Fixings.

MMA2/W (White) - £275  
MMA2/B (Black) - £275

See page 312 for details.



#### Maya Laptop Stand

- Attaches onto Maya Monitor Arms.

MMA/LS/B (Black) - £57

See page 312 for details.



#### Slinky Cable Riser


- Suitable for all desk ranges.

SCR/S (Silver) - £54  
SCR/B (Black) - £54  
SCR/W (White) - £54

See page 316 for details.

### Linnea Compatibility Breakdown

- **Black** - Compatible
- **Orange** - Non-standard position required
- **Blue** - Conflict when using screens without .../V
- **Purple** - Conflict when using cable tray
- **Green** - Unspecified
- **Red** - May not support larger modules



# Linnea

## Fixed Height Conference and Meeting Tables

<b>MFC:</b>	Available in Ash, Autumn Cherry, Beech, Chester Oak, English Walnut, Grey, Grey Nebraska Oak, Laurentii Wenge, Natural Nebraska Oak and White
<b>Veneer:</b>	Available in Oak and Walnut (3 Week Lead Time)
<b>Edging:</b>	Add £36 for Wenge and Black per top - Add £46 for Plywood Effect per top - Edging on 25mm White MFC only
<b>Metalwork:</b>	Add 0% for Silver, Black Graphite and White - Add 15% for Chrome Effect - Add 5% for Raw Add 12% for Praline, Olive Green, Atlantic Blue, Sapphire Blue, Mustard Yellow, Terracotta and Conker Brown (2 Week Lead Time)
<b>Additional:</b>	Add £0 for standard legs (no suffix) - Add £0 for 90 degree legs (suffix .../90 (page 68))



LCONF48

### Linnea Double 'D' Ended Conference Table

- Standard lead times. • 25mm top panel.
- Available with 90 degree Linnea leg (see 'Additional' above).

**LCONF48** - 4800w x 1200d x 740h  
2x 1700mm and 1x 1400mm Sections - Seating up to 16 People

**MFC** **Veneer**

£3,267 £4,900



LCONF34

### Linnea Double 'D' Ended Conference Table

- Standard lead times. • 25mm top panel.
- Available with 90 degree Linnea leg (see 'Additional' above).

**LCONF44** - 4400w x 1200d x 740h  
2x 2200mm Sections - Seating up to 14 People

**MFC** **Veneer**

£2,914 £4,368

**LCONF34** - 3400w x 1200d x 740h  
2x 1700mm Sections - Seating up to 10 People

£2,464 £3,699



LCONF24

### Linnea Double 'D' Ended Conference Table

- Standard lead times. • 25mm top panel.
- Available with 90 degree Linnea leg (see 'Additional' above).

**LCONF24** - 2400w x 1200d x 740h  
1x 2400mm Section - Seating up to 8 People

**MFC** **Veneer**

£1,715 £2,575

**LCONF20** - 2000w x 1200d x 740h  
1x 2000mm Section - Seating up to 6 People

£1,419 £2,129



LMT16/12

### Linnea Meeting Table

- Standard lead times. • 25mm top panel.
- Available with 90 degree Linnea leg (see 'Additional' above).

**LMT22/16** - 2200w x 1600d x 740h  
**LMT20/16** - 2000w x 1600d x 740h  
**LMT18/16** - 1800w x 1600d x 740h  
**LMT16/16** - 1600w x 1600d x 740h  
**LMT14/16** - 1400w x 1600d x 740h  
**LMT12/16** - 1200w x 1600d x 740h

**MFC** **Veneer**

£1,126 £1,689  
£1,108 £1,662  
£1,090 £1,635  
£1,072 £1,609  
£1,054 £1,582  
£1,036 £1,555

**LMT22/14** - 2200w x 1400d x 740h  
**LMT20/14** - 2000w x 1400d x 740h  
**LMT18/14** - 1800w x 1400d x 740h  
**LMT16/14** - 1600w x 1400d x 740h  
**LMT14/14** - 1400w x 1400d x 740h  
**LMT12/14** - 1200w x 1400d x 740h

**MFC** **Veneer**

£1,110 £1,665  
£1,094 £1,641  
£1,077 £1,616  
£1,061 £1,592  
£1,043 £1,565  
£1,026 £1,540

**LMT22/12** - 2200w x 1200d x 740h  
**LMT20/12** - 2000w x 1200d x 740h  
**LMT18/12** - 1800w x 1200d x 740h  
**LMT16/12** - 1600w x 1200d x 740h  
**LMT14/12** - 1400w x 1200d x 740h  
**LMT12/12** - 1200w x 1200d x 740h

**MFC** **Veneer**

£1,078 £1,617  
£1,066 £1,601  
£1,055 £1,581  
£1,037 £1,556  
£1,021 £1,534  
£1,006 £1,507

**LMT20/10** - 2000w x 1000d x 740h  
**LMT18/10** - 1800w x 1000d x 740h  
**LMT16/10** - 1600w x 1000d x 740h  
**LMT14/10** - 1400w x 1000d x 740h  
**LMT12/10** - 1200w x 1000d x 740h  
**LMT10/10** - 1000w x 1000d x 740h

**MFC** **Veneer**

£806 £1,209  
£788 £1,185  
£776 £1,164  
£765 £1,144  
£748 £1,126  
£737 £1,102

**LMT20/8** - 2000w x 800d x 740h  
**LMT18/8** - 1800w x 800d x 740h  
**LMT16/8** - 1600w x 800d x 740h  
**LMT14/8** - 1400w x 800d x 740h  
**LMT12/8** - 1200w x 800d x 740h  
**LMT10/8** - 1000w x 800d x 740h

**MFC** **Veneer**

£789 £1,186  
£778 £1,166  
£765 £1,144  
£746 £1,119  
£733 £1,098  
£717 £1,079



# Linnea

## Meeting Tables and Accessories

<b>MFC:</b>	Available in Ash, Autumn Cherry, Beech, Chester Oak, English Walnut, Grey, Grey Nebraska Oak, Laurentii Wenge, Natural Nebraska Oak and White
<b>Veneer:</b>	Available in Oak and Walnut (3 Week Lead Time)
<b>Edging:</b>	Add £36 for Wenge and Black per top - Add £46 for Plywood Effect per top - Edging on 25mm White MFC only
<b>Metalwork:</b>	Add 0% for Silver, Black Graphite and White - Add 15% for Chrome Effect - Add 5% for Raw Add 12% for Praline, Olive Green, Atlantic Blue, Sapphire Blue, Mustard Yellow, Terracotta and Conker Brown (2 Week Lead Time)
<b>Additional:</b>	Add £0 for standard legs (no suffix) - Add £0 for 90 degree legs (suffix .../90 (page 68))



LMT16/12/INT

### Linnea Meeting Table with Shared Inset Intermediate Leg

- Standard lead times. • 25mm top panel.
- Available with 90 degree Linnea leg (see 'Additional' above).

		<b>MFC</b>	<b>Veneer</b>
<b>LMT22/16/INT</b>	- 2200w x 1600d x 740h	£1,072	£1,635
<b>LMT20/16/INT</b>	- 2000w x 1600d x 740h	£1,054	£1,608
<b>LMT18/16/INT</b>	- 1800w x 1600d x 740h	£1,036	£1,581
<b>LMT16/16/INT</b>	- 1600w x 1600d x 740h	£1,018	£1,555
<b>LMT14/16/INT</b>	- 1400w x 1600d x 740h	£1,000	£1,528
<b>LMT12/16/INT</b>	- 1200w x 1600d x 740h	£982	£1,501
<b>LMT22/14/INT</b>	- 2200w x 1400d x 740h	£1,056	£1,611
<b>LMT20/14/INT</b>	- 2000w x 1400d x 740h	£1,040	£1,587
<b>LMT18/14/INT</b>	- 1800w x 1400d x 740h	£1,023	£1,562
<b>LMT16/14/INT</b>	- 1600w x 1400d x 740h	£1,007	£1,538
<b>LMT14/14/INT</b>	- 1400w x 1400d x 740h	£989	£1,511
<b>LMT12/14/INT</b>	- 1200w x 1400d x 740h	£972	£1,486
<b>LMT22/12/INT</b>	- 2200w x 1200d x 740h	£1,024	£1,563
<b>LMT20/12/INT</b>	- 2000w x 1200d x 740h	£1,012	£1,547
<b>LMT18/12/INT</b>	- 1800w x 1200d x 740h	£1,001	£1,527
<b>LMT16/12/INT</b>	- 1600w x 1200d x 740h	£983	£1,502
<b>LMT14/12/INT</b>	- 1400w x 1200d x 740h	£967	£1,480
<b>LMT12/12/INT</b>	- 1200w x 1200d x 740h	£952	£1,453
<b>LMT20/10/INT</b>	- 2000w x 1000d x 740h	£752	£1,155
<b>LMT18/10/INT</b>	- 1800w x 1000d x 740h	£734	£1,131
<b>LMT16/10/INT</b>	- 1600w x 1000d x 740h	£722	£1,110
<b>LMT14/10/INT</b>	- 1400w x 1000d x 740h	£711	£1,090
<b>LMT12/10/INT</b>	- 1200w x 1000d x 740h	£694	£1,072
<b>LMT10/10/INT</b>	- 1000w x 1000d x 740h	£683	£1,048

### Linnea Conference / Meeting Cable Tray

- Standard lead times. • Tray can be positioned to the users side of the workstation or towards the middle.



LINCTC24  
Illustrated in red

		<b>Metalwork</b>
<b>LINCTC48</b>	- For LCONF48 - 1030w x 116d (3x)	£303
<b>LINCTC44</b>	- For LCONF44 - 1630w x 116d (2x)	£300
<b>LINCTC34</b>	- For LCONF34 - 1030w x 116d (2x)	£202
<b>LINCTC24</b>	- For LCONF24 - 1430w x 116d	£133
<b>LINCTC20</b>	- For LCONF20 - 1030w x 116d	£101



LDCT16/14/16D  
Illustrated in red

<b>LDCT22/14/16D</b>	- For 2200w and 1600d and 1400d Meeting Tables - 700w x 416d (2x)	£194
<b>LDCT20/14/16D</b>	- For 2000w and 1600d and 1400d Meeting Tables - 1800w x 416d	£213
<b>LDCT18/14/16D</b>	- For 1800w and 1600d and 1400d Meeting Tables - 1600w x 416d	£190
<b>LDCT16/14/16D</b>	- For 1600w and 1600d and 1400d Meeting Tables - 1400w x 416d	£162
<b>LDCT14/14/16D</b>	- For 1400w and 1600d and 1400d Meeting Tables - 1200w x 416d	£147
<b>LDCT12/14/16D</b>	- For 1200w and 1600d and 1400d Meeting Tables - 1000w x 416d	£132



LDCT16/12D  
Illustrated in red

<b>LDCT22/12D</b>	- For 2200w and 1200d Meeting Tables - 700w x 308d (2x)	£150
<b>LDCT20/12D</b>	- For 2000w and 1200d Meeting Tables - 1800w x 308d	£173
<b>LDCT18/12D</b>	- For 1800w and 1200d Meeting Tables - 1600w x 308d	£155
<b>LDCT16/12D</b>	- For 1600w and 1200d Meeting Tables - 1400w x 308d	£131
<b>LDCT14/12D</b>	- For 1400w and 1200d Meeting Tables - 1200w x 308d	£120
<b>LDCT12/12D</b>	- For 1200w and 1200d Meeting Tables - 1000w x 308d	£99



LMCT16  
Illustrated in red

<b>LMCT20</b>	- For 2000w and 1000d Meeting Tables - 1630w x 116d	£133
<b>LMCT18</b>	- For 1800w and 1000d Meeting Tables - 1430w x 116d	£119
<b>LMCT16</b>	- For 1600w and 1000d Meeting Tables - 1230w x 116d	£101
<b>LMCT14</b>	- For 1400w and 1000d Meeting Tables - 1030w x 116d	£92
<b>LMCT12</b>	- For 1200w and 1000d Meeting Tables - 830w x 116d	£76
<b>LMCT10</b>	- For 1000w and 1000d Meeting Tables - 630w x 116d	£60



LRCT16  
Illustrated in red

<b>LRCT20</b>	- For 2000w and 800d Meeting Tables - 1470w x 222d	£133
<b>LRCT18</b>	- For 1800w and 800d Meeting Tables - 1270w x 222d	£119
<b>LRCT16</b>	- For 1600w and 800d Meeting Tables - 1070w x 222d	£101
<b>LRCT14</b>	- For 1400w and 800d Meeting Tables - 870w x 222d	£92
<b>LRCT12</b>	- For 1200w and 800d Meeting Tables - 670w x 222d	£76
<b>LRCT10</b>	- For 1000w and 800d Meeting Tables - 470w x 222d	£60

# Linnea


## Desk Mounted System Screens

**Fabric:** Fully upholstered with pinnable surface - See below for pricing groups  
**Acrylic:** Available in Blue, Green, Orange, Red, Frosted and Clear  
**MFC:** Available in Ash, Autumn Cherry, Beech, Chester Oak, English Walnut, Grey, Grey Nebraska Oak, Laurentii Wenge, Natural Nebraska Oak and White  
**Metalwork:** Add 0% for Anodised Silver, Black Graphite and White

**Fabric Groups:** Add £0 for Group 1 - Add £13 for Group 2 - Add £26 for Group 3 - Add £39 for Group 4  
 Add £52 for Group 5 - Add £65 for Group 6 - Add £78 for Group 7



ELSS16F



Fabric, Acrylic and MFC Finishes

### Linnea Desk Mounted System Screen for Double Benches

- Standard lead time.
- Straight dividing screens with aluminium trim and optional management rail.
- All screens suitable for screen mounted accessories.
- Screen is bracketed to the double bench leg frames.
- Available as Hygiene Protection Screens and add-ons (see HPS Guide).
- Optional screen mounted accessories available (page 299).

#### Straight System Screen

		Fabric Group 1	Acrylic	MFC
<b>ELSS20...</b>	- 1973w x 27d x 375h	£494	£494	£446
<b>ELSS18...</b>	- 1773w x 27d x 375h	£467	£467	£425
<b>ELSS16...</b>	- 1573w x 27d x 375h	£428	£428	£390
<b>ELSS15...</b>	- 1473w x 27d x 375h	£413	£413	£375
<b>ELSS14...</b>	- 1373w x 27d x 375h	£398	£398	£361
<b>ELSS12...</b>	- 1173w x 27d x 375h	£362	£362	£329
<b>ELSS10...</b>	- 973w x 27d x 375h	£342	£342	£311

#### Straight System Screen with Management Rail


<b>ELSS20M...</b>	- 1973w x 27d x 375h	£664	£664	£598
<b>ELSS18M...</b>	- 1773w x 27d x 375h	£622	£622	£564
<b>ELSS16M...</b>	- 1573w x 27d x 375h	£574	£574	£522
<b>ELSS15M...</b>	- 1473w x 27d x 375h	£540	£540	£502
<b>ELSS14M...</b>	- 1373w x 27d x 375h	£505	£505	£479
<b>ELSS12M...</b>	- 1173w x 27d x 375h	£470	£470	£425
<b>ELSS10M...</b>	- 973w x 27d x 375h	£428	£428	£387

**Finishes:** Fabric System Screens with or without Management Rail (suffix ...F)  
 Acrylic System Screens with or without Management Rail (suffix ...A)  
 MFC System Screens without Management Rail (suffix ...MFC)  
 MFC System Screens with Management Rail (suffix .../MFC)

**Additional:** £80 optional 4 way link post (ELLP410)



ESS16F



Fabric, Acrylic and MFC Finishes

### Linnea Desk Mounted System Screen for Single Workstations

- Standard lead time.
- Straight dividing screens with aluminium trim and optional management rail.
- All screens suitable for screen mounted accessories.
- Screen is bracketed to the outer edge of the desk top.
- Available as Hygiene Protection Screens and add-ons (see HPS Guide).
- Optional screen mounted accessories available (page 299).

#### Straight System Screen

		Fabric Group 1	Acrylic	MFC
<b>ESS20...</b>	- 1973w x 27d x 375h	£494	£494	£446
<b>ESS18...</b>	- 1773w x 27d x 375h	£467	£467	£425
<b>ESS16...</b>	- 1573w x 27d x 375h	£428	£428	£390
<b>ESS15...</b>	- 1473w x 27d x 375h	£413	£413	£375
<b>ESS14...</b>	- 1373w x 27d x 375h	£398	£398	£361
<b>ESS12...</b>	- 1173w x 27d x 375h	£362	£362	£329
<b>ESS10...</b>	- 973w x 27d x 375h	£342	£342	£311

#### Straight System Screen with Management Rail

<b>ESS20M...</b>	- 1973w x 27d x 375h	£664	£664	£598
<b>ESS18M...</b>	- 1773w x 27d x 375h	£622	£622	£564
<b>ESS16M...</b>	- 1573w x 27d x 375h	£574	£574	£522
<b>ESS15M...</b>	- 1473w x 27d x 375h	£540	£540	£502
<b>ESS14M...</b>	- 1373w x 27d x 375h	£505	£505	£479
<b>ESS12M...</b>	- 1173w x 27d x 375h	£470	£470	£425
<b>ESS10M...</b>	- 973w x 27d x 375h	£428	£428	£387

**Finishes:** Fabric System Screens with or without Management Rail (suffix ...F)  
 Acrylic System Screens with or without Management Rail (suffix ...A)  
 MFC System Screens without Management Rail (suffix ...MFC)  
 MFC System Screens with Management Rail (suffix .../MFC)

**Compatibility:** For use **without** Power Modules and Monitor Arms with brackets (no suffix)  
 For use **with** Power Modules and Monitor Arms with brackets (creates a minimum 12mm void) (suffix .../V)

**Additional:** £80 optional 4 way link post (ELP375)


# Linnea

## Desk Mounted System Screens

<b>Fabric:</b>	Fully upholstered with pinnable surface - See below for pricing groups		
<b>Acrylic:</b>	Available in Blue, Green, Orange, Red, Frosted and Clear		
<b>MFC:</b>	Available in Ash, Autumn Cherry, Beech, Chester Oak, English Walnut, Grey, Grey Nebraska Oak, Laurentii Wenge, Natural Nebraska Oak and White		
<b>Metalwork:</b>	Add 0% for Anodised Silver, Black Graphite and White		
<b>Fabric Groups:</b>	Add £0 for Group 1	- Add £13 for Group 2	- Add £26 for Group 3
	Add £52 for Group 5	- Add £65 for Group 6	- Add £78 for Group 7



ELSS120/12F



Fabric, Acrylic and MFC Finishes

### Linnea Desk Mounted System Screen for 120 Degree Workstations

- Standard lead time. • 3 way link post is required (ELP375/120).
- Straight dividing screens with aluminium trim and optional management rail.
- All screens suitable for screen mounted accessories.
- Screen is fixed to the link post at one end and is bracketed to the leg frame at the other end.
- Available as Hygiene Protection Screens and add-ons (see HPS Guide).
- Optional screen mounted accessories available (page 299).

#### Straight System Screen

		Fabric Group 1	Acrylic	MFC
<b>ELSS120/12...</b>	- 1179w x 27d x 375h	£362	£362	£329
<b>ELSS120/10...</b>	- 979w x 27d x 375h	£342	£342	£311

#### Straight System Screen with Management Rail


<b>ELSS120/12M...</b>	- 1179w x 27d x 375h	£470	£470	£425
<b>ELSS120/10M...</b>	- 979w x 27d x 375h	£428	£428	£387

**Finishes:** Fabric System Screens with or without Management Rail (suffix ...F)  
Acrylic System Screens with or without Management Rail (suffix ...A)  
MFC System Screens without Management Rail (suffix ...MFC)  
MFC System Screens with Management Rail (suffix .../MFC)

**Additional:** £80 3 way link post is required (ELP375/120)



ESSMR16F



Fabric, Acrylic and MFC Finishes

### Linnea Desk Mounted Mid Return System Screen for Double Benches and Single Workstations

- Standard lead time. • 4 way link post is required (ELLP410 (for benches) and ELLP375 (for single workstations)).
- Straight dividing screens with aluminium trim and optional management rail.
- All screens suitable for screen mounted accessories.
- Screen is fixed to the link post at one end and uses a metal blade between the desk tops to fix its position.
- Available as Hygiene Protection Screens and add-ons (see HPS Guide).
- Optional screen mounted accessories available (page 299).

#### Straight System Screen

		Fabric Group 1	Acrylic	MFC
<b>ESSMR22...</b>	- 2173w x 27d x 375h	£506	£506	£457
<b>ESSMR20...</b>	- 1973w x 27d x 375h	£494	£494	£446
<b>ESSMR19...</b>	- 1873w x 27d x 375h	£483	£483	£436
<b>ESSMR18...</b>	- 1773w x 27d x 375h	£467	£467	£425
<b>ESSMR17...</b>	- 1673w x 27d x 375h	£449	£449	£407
<b>ESSMR16...</b>	- 1573w x 27d x 375h	£428	£428	£390
<b>ESSMR10...</b>	- 973w x 27d x 375h	£342	£342	£311
<b>ESSMR8...</b>	- 773w x 27d x 375h	£329	£329	£293
<b>ESSMR7...</b>	- 673w x 27d x 375h	£320	£320	£288
<b>ESSMR6...</b>	- 573w x 27d x 375h	£314	£314	£279

#### Straight System Screen with Management Rail

<b>ESSMR22M...</b>	- 2173w x 27d x 375h	£686	£686	£620
<b>ESSMR20M...</b>	- 1973w x 27d x 375h	£664	£664	£598
<b>ESSMR19M...</b>	- 1873w x 27d x 375h	£642	£642	£583
<b>ESSMR18M...</b>	- 1773w x 27d x 375h	£622	£622	£564
<b>ESSMR17M...</b>	- 1673w x 27d x 375h	£596	£596	£544
<b>ESSMR16M...</b>	- 1573w x 27d x 375h	£574	£574	£522
<b>ESSMR10M...</b>	- 973w x 27d x 375h	£428	£428	£387
<b>ESSMR8M...</b>	- 773w x 27d x 375h	£413	£413	£368
<b>ESSMR7M...</b>	- 673w x 27d x 375h	£405	£405	£359
<b>ESSMR6M...</b>	- 573w x 27d x 375h	£398	£398	£352

**Finishes:** Fabric System Screens with or without Management Rail (suffix ...F)  
Acrylic System Screens with or without Management Rail (suffix ...A)  
MFC System Screens without Management Rail (suffix ...MFC)  
MFC System Screens with Management Rail (suffix .../MFC)

**Additional:** £80 4 way link post is required (ELLP410 (for benches) and ELLP375 (for single workstations))


# Linnea

## Desk Mounted System Screens

<b>Fabric:</b>	Fully upholstered with pinnable surface - See below for pricing groups		
<b>Acrylic:</b>	Available in Blue, Green, Orange, Red, Frosted and Clear		
<b>MFC:</b>	Available in Ash, Autumn Cherry, Beech, Chester Oak, English Walnut, Grey, Grey Nebraska Oak, Laurentii Wenge, Natural Nebraska Oak and White		
<b>Metalwork:</b>	Add 0% for Anodised Silver, Black Graphite and White		
<b>Fabric Groups:</b>	Add £0 for Group 1	- Add £13 for Group 2	- Add £26 for Group 3
	Add £52 for Group 5	- Add £65 for Group 6	- Add £78 for Group 7



ESSER8F



Fabric, Acrylic and MFC Finishes

### Linnea Desk Mounted End Return System Screen for Single Workstations

- Standard lead time. • 4 way link post is required (ELP375).
- Straight dividing screens with aluminium trim and optional management rail.
- All screens suitable for screen mounted accessories.
- Screen is fixed to the link post at one end and is bracketed to the desk tops at the other.
- Available as Hygiene Protection Screens and add-ons (see HPS Guide).
- Optional screen mounted accessories available (page 299).

#### Straight System Screen

		Fabric Group 1	Acrylic	MFC
<b>ESSER22...</b>	- 2173w x 27d x 375h	£506	£506	£457
<b>ESSER20...</b>	- 1973w x 27d x 375h	£494	£494	£446
<b>ESSER19...</b>	- 1873w x 27d x 375h	£483	£483	£436
<b>ESSER18...</b>	- 1773w x 27d x 375h	£467	£467	£425
<b>ESSER17...</b>	- 1673w x 27d x 375h	£449	£449	£407
<b>ESSER16...</b>	- 1573w x 27d x 375h	£428	£428	£390
<b>ESSER10...</b>	- 973w x 27d x 375h	£342	£342	£311
<b>ESSER8...</b>	- 773w x 27d x 375h	£329	£329	£293
<b>ESSER7...</b>	- 673w x 27d x 375h	£320	£320	£288
<b>ESSER6...</b>	- 573w x 27d x 375h	£314	£314	£279

#### Straight System Screen with Management Rail


<b>ESSER22M...</b>	- 2173w x 27d x 375h	£686	£686	£620
<b>ESSER20M...</b>	- 1973w x 27d x 375h	£664	£664	£598
<b>ESSER19M...</b>	- 1873w x 27d x 375h	£642	£642	£583
<b>ESSER18M...</b>	- 1773w x 27d x 375h	£622	£622	£564
<b>ESSER17M...</b>	- 1673w x 27d x 375h	£596	£596	£544
<b>ESSER16M...</b>	- 1573w x 27d x 375h	£574	£574	£522
<b>ESSER10M...</b>	- 973w x 27d x 375h	£428	£428	£387
<b>ESSER8M...</b>	- 773w x 27d x 375h	£413	£413	£368
<b>ESSER7M...</b>	- 673w x 27d x 375h	£405	£405	£359
<b>ESSER6M...</b>	- 573w x 27d x 375h	£398	£398	£352

**Finishes:** Fabric System Screens with or without Management Rail (suffix ...F)  
Acrylic System Screens with or without Management Rail (suffix ...A)  
MFC System Screens without Management Rail (suffix ...MFC)  
MFC System Screens with Management Rail (suffix .../MFC)

**Additional:** £80 4 way link post is required (ELP375)



ESSPR14F



Fabric, Acrylic and MFC Finishes

### Linnea Desk Mounted Ped Return System Screen for Single Workstations

- Standard lead time. • 4 way link post is required (ELP375).
- Straight dividing screens with aluminium trim and optional management rail.
- All screens suitable for screen mounted accessories.
- Screen is fixed to the link post at one end and is bracketed to the desk tops at the other before the pedestal.
- Available as Hygiene Protection Screens and add-ons (see HPS Guide).
- Optional screen mounted accessories available (page 299).

#### Straight System Screen

		Fabric Group 1	Acrylic	MFC
<b>ESSPR14...</b>	- 1392w x 27d x 375h	£398	£398	£361
<b>ESSPR12...</b>	- 1192w x 27d x 375h	£362	£362	£329

#### Straight System Screen with Management Rail

<b>ESSPR14M...</b>	- 1392w x 27d x 375h	£505	£505	£479
<b>ESSPR12M...</b>	- 1192w x 27d x 375h	£470	£470	£425

**Finishes:** Fabric System Screens with or without Management Rail (suffix ...F)  
Acrylic System Screens with or without Management Rail (suffix ...A)  
MFC System Screens without Management Rail (suffix ...MFC)  
MFC System Screens with Management Rail (suffix .../MFC)

**Additional:** £80 4 way link post is required (ELP375)

# Linnea

## Desk Mounted Acoustic and Flexible Return Screens

**Fabric:** Fully upholstered with pinnable surface - See below for pricing groups  
**Acrylic:** Available in Blue, Green, Orange, Red, Frosted and Clear  
**Metalwork:** Add 0% for Anodised Silver, Black Graphite and White

**Fabric Groups:** Add £0 for Group 1 - Add £13 for Group 2 - Add £26 for Group 3 - Add £39 for Group 4  
 Add £52 for Group 5 - Add £65 for Group 6 - Add £78 for Group 7



AELSS16F



Fabric Finish

### Linnea Desk Mounted Acoustic Screen for Double Benches

- Standard lead time. • Straight dividing screens faced with 6mm polyester fibre insulation board.
- Screen is bracketed to the double bench leg frames. • Link post not required.
- Class B certified in accordance with International Standards: ISO 354:2003, ISO 11654:1997 and ISO 9613-1:1993
- Available as Hygiene Protection Screens and add-ons (see HPS Guide).

#### Straight Acoustic Screen

<b>AELSS20F</b> - 1973w x 38d x 375h	_____	£620
<b>AELSS18F</b> - 1773w x 38d x 375h	_____	£585
<b>AELSS16F</b> - 1573w x 38d x 375h	_____	£537
<b>AELSS15F</b> - 1473w x 38d x 375h	_____	£517
<b>AELSS14F</b> - 1373w x 38d x 375h	_____	£500
<b>AELSS12F</b> - 1173w x 38d x 375h	_____	£455
<b>AELSS10F</b> - 973w x 38d x 375h	_____	£430

**Fabric Group 1**



AESS16F



Fabric Finish

### Linnea Desk Mounted Acoustic Screen for Single Workstations

- Standard lead time. • Straight dividing screens faced with 6mm polyester fibre insulation board.
- Screen is bracketed to the outer edge of the desk top. • Link post not required.
- Class B certified in accordance with International Standards: ISO 354:2003, ISO 11654:1997 and ISO 9613-1:1993
- Available as Hygiene Protection Screens and add-ons (see HPS Guide).

#### Straight Acoustic Screen

<b>AESS20F</b> - 1973w x 38d x 375h	_____	£620
<b>AESS18F</b> - 1773w x 38d x 375h	_____	£585
<b>AESS16F</b> - 1573w x 38d x 375h	_____	£537
<b>AESS15F</b> - 1473w x 38d x 375h	_____	£517
<b>AESS14F</b> - 1373w x 38d x 375h	_____	£500
<b>AESS12F</b> - 1173w x 38d x 375h	_____	£455
<b>AESS10F</b> - 973w x 38d x 375h	_____	£430

**Fabric Group 1**

**Compatibility:** For use without Power Modules and Monitor Arms with brackets (no suffix)  
 For use with Power Modules and Monitor Arms with brackets (creates a minimum 12mm void) (suffix .../V)



ELSSRC8A



Curved Acrylic Screen



Acrylic Finish

### Linnea Desk Mounted Flexible Return Screen for Double Benches and Single Workstations

- Standard lead time. • Desk mounted curved dividing screens.
- Screen hooks over existing screens at any position and is stabilised by a flat foot.

#### Curved Acrylic Screen

<b>ELSSRC8A</b> - 780w x 5d x 375-200h	_____	£283
<b>ELSSRC7A</b> - 680w x 5d x 375-200h	_____	£273
<b>ELSSRC6A</b> - 580w x 5d x 375-200h	_____	£262

**Acrylic**



**Fabric:** Fully upholstered with pinnable (pinnable Contract) and non-pinnable (Flexible Return and non-pinnable Contract) surface - See below for pricing groups

**Fabric Groups:** Add £0 for Group 1 - Add £13 for Group 2 - Add £26 for Group 3 - Add £39 for Group 4  
 Add £52 for Group 5 - Add £65 for Group 6 - Add £78 for Group 7



ECSFR8

### Linnea Desk Mounted Flexible Return Contract Screen for Double Benches

- 2 week lead time.
- Straight dividing screen with rounded corners.
- Screen slides onto the front of the desktop at desired position and can be moved at any time.
- Screens overhang the front of the desktop by 143mm.

#### Straight Contract Screen

<b>ECSFR10</b> - 1100w x 36d x 375h	_____	<b>Fabric Group 1</b>	£378
<b>ECSFR8</b> - 900w x 36d x 375h	_____		£366
<b>ECSFR7</b> - 800w x 36d x 375h	_____		£358
<b>ECSFR6</b> - 700w x 36d x 375h	_____		£352



Straight Acoustic Screen



Fabric Finish



ELPCS16FP

### Linnea Desk Mounted Contract Screen for Double Benches

- Standard lead time.
- Straight dividing screens with pinnable or non-pinnable fully upholstered surface.
- Pullover style fabric application.
- Screen is bracketed to the double bench leg frames.
- Link post not required.
- Available as Hygiene Protection Screens and add-ons (see HPS Guide).

#### Straight Pinnable Contract Screen

<b>ELPCS20FP</b> - 1973w x 38d x 375h	_____	<b>Fabric Group 1</b>	£312
<b>ELPCS18FP</b> - 1773w x 38d x 375h	_____		£301
<b>ELPCS16FP</b> - 1573w x 38d x 375h	_____		£290
<b>ELPCS15FP</b> - 1473w x 38d x 375h	_____		£283
<b>ELPCS14FP</b> - 1373w x 38d x 375h	_____		£276
<b>ELPCS12FP</b> - 1173w x 38d x 375h	_____		£263
<b>ELPCS10FP</b> - 973w x 38d x 375h	_____		£248

#### Straight Contract Screen

<b>ELPCS20F</b> - 1973w x 27d x 375h	_____	£286
<b>ELPCS18F</b> - 1773w x 27d x 375h	_____	£273
<b>ELPCS16F</b> - 1573w x 27d x 375h	_____	£263
<b>ELPCS15F</b> - 1473w x 27d x 375h	_____	£256
<b>ELPCS14F</b> - 1373w x 27d x 375h	_____	£250
<b>ELPCS12F</b> - 1173w x 27d x 375h	_____	£235
<b>ELPCS10F</b> - 973w x 27d x 375h	_____	£221



Fabric Finish



EPCS16FP

### Linnea Desk Mounted Contract Screen for Single Workstations

- Standard lead time.
- Straight dividing screens with pinnable or non-pinnable fully upholstered surface.
- Pullover style fabric application.
- Screen is bracketed to the outer edge of the desk top.
- Link post not required.
- Available as Hygiene Protection Screens and add-ons (see HPS Guide).

#### Straight Pinnable Contract Screen

<b>EPCS20FP</b> - 1973w x 38d x 375h	_____	<b>Fabric Group 1</b>	£312
<b>EPCS18FP</b> - 1773w x 38d x 375h	_____		£301
<b>EPCS16FP</b> - 1573w x 38d x 375h	_____		£290
<b>EPCS15FP</b> - 1473w x 38d x 375h	_____		£283
<b>EPCS14FP</b> - 1373w x 38d x 375h	_____		£276
<b>EPCS12FP</b> - 1173w x 38d x 375h	_____		£263
<b>EPCS10FP</b> - 973w x 38d x 375h	_____		£248

#### Straight Contract Screen

<b>EPCS20F</b> - 1973w x 27d x 375h	_____	£286
<b>EPCS18F</b> - 1773w x 27d x 375h	_____	£273
<b>EPCS16F</b> - 1573w x 27d x 375h	_____	£263
<b>EPCS15F</b> - 1473w x 27d x 375h	_____	£256
<b>EPCS14F</b> - 1373w x 27d x 375h	_____	£250
<b>EPCS12F</b> - 1173w x 27d x 375h	_____	£235
<b>EPCS10F</b> - 973w x 27d x 375h	_____	£221



Fabric Finish

**Compatibility:** For use without Power Modules and Monitor Arms with brackets (no suffix)  
 For use with Power Modules and Monitor Arms with brackets (creates a minimum 12mm void) (suffix .../M)

# Matrix+

## Fixed Height Workstations and Screens



New for 2024, Matrix+ has been designed with enhanced and innovative features at an affordable price. Enhancements include the introduction of a scalloped rear edge and sliding tops to double benches, facilitating the use of desktop screens, monitor arms and cable access. An upgraded warranty of 15 years and industry leading manufacturing lead time of only 7-10 days. The range offers configurations of single workstations and double benches, for use as single units or connected with shared inset leg frames for creating a consecutive run of desks, 120-degree cluster workstations, desk extensions, meeting and conference tables. This delivers a comprehensive range that fulfils the requirement of current collaborative workspaces.



# Matrix+

## Fixed Height Workstations

**MFC:** Available in Ash, Autumn Cherry, Beech, Chester Oak, English Walnut, Grey, Grey Nebraska Oak, Laurentii Wenge, Natural Nebraska Oak and White  
**Nanotech:** Available in Black (2 Week Lead Time)  
**Edging:** Add £36 for Wenge and Black per top - Add £46 for Plywood Effect per top - Edging on 25mm White MFC and Black Nanotech only  
**Metalwork:** Add 0% for Silver, Black Graphite and White - Underframe in Black Graphite



MP16/16

### Matrix+ Double Bench

- Standard lead times. • 2x 25mm sliding top panels. • Horizontal cable tray not supplied.
- Underframe in Black Graphite.

		MFC	Nanotech
<b>MP20/16</b> - 2000w x 1600d x 740h		£806	£1,142
<b>MP18/16</b> - 1800w x 1600d x 740h		£793	£1,095
<b>MP16/16</b> - 1600w x 1600d x 740h		£780	£1,049
<b>MP14/16</b> - 1400w x 1600d x 740h		£767	£1,002
<b>MP12/16</b> - 1200w x 1600d x 740h		£754	£956
<b>MP10/16</b> - 1000w x 1600d x 740h		£741	£909
<b>MP20/14</b> - 2000w x 1400d x 740h		£788	£1,082
<b>MP18/14</b> - 1800w x 1400d x 740h		£775	£1,040
<b>MP16/14</b> - 1600w x 1400d x 740h		£762	£997
<b>MP14/14</b> - 1400w x 1400d x 740h		£749	£955
<b>MP12/14</b> - 1200w x 1400d x 740h		£736	£912
<b>MP10/14</b> - 1000w x 1400d x 740h		£723	£870
<b>MP20/12</b> - 2000w x 1200d x 740h		£770	£1,022
<b>MP18/12</b> - 1800w x 1200d x 740h		£757	£984
<b>MP16/12</b> - 1600w x 1200d x 740h		£744	£946
<b>MP14/12</b> - 1400w x 1200d x 740h		£731	£907
<b>MP12/12</b> - 1200w x 1200d x 740h		£718	£869
<b>MP10/12</b> - 1000w x 1200d x 740h		£705	£831



MP16/16/INT

### Matrix+ Double Bench with Shared Inset Intermediate Leg

- Standard lead times. • 2x 25mm sliding top panels. • Horizontal cable tray not supplied.
- Underframe in Black Graphite.

		MFC	Nanotech
<b>MP20/16/INT</b> - 2000w x 1600d x 740h		£730	£1,066
<b>MP18/16/INT</b> - 1800w x 1600d x 740h		£717	£1,019
<b>MP16/16/INT</b> - 1600w x 1600d x 740h		£704	£973
<b>MP14/16/INT</b> - 1400w x 1600d x 740h		£691	£926
<b>MP12/16/INT</b> - 1200w x 1600d x 740h		£678	£880
<b>MP10/16/INT</b> - 1000w x 1600d x 740h		£665	£833
<b>MP20/14/INT</b> - 2000w x 1400d x 740h		£718	£1,012
<b>MP18/14/INT</b> - 1800w x 1400d x 740h		£705	£970
<b>MP16/14/INT</b> - 1600w x 1400d x 740h		£692	£927
<b>MP14/14/INT</b> - 1400w x 1400d x 740h		£679	£885
<b>MP12/14/INT</b> - 1200w x 1400d x 740h		£666	£842
<b>MP10/14/INT</b> - 1000w x 1400d x 740h		£653	£800
<b>MP20/12/INT</b> - 2000w x 1200d x 740h		£706	£958
<b>MP18/12/INT</b> - 1800w x 1200d x 740h		£693	£920
<b>MP16/12/INT</b> - 1600w x 1200d x 740h		£680	£882
<b>MP14/12/INT</b> - 1400w x 1200d x 740h		£667	£843
<b>MP12/12/INT</b> - 1200w x 1200d x 740h		£654	£805
<b>MP10/12/INT</b> - 1000w x 1200d x 740h		£641	£767



MPLM  
Illustrated in red

### Matrix+ Locking Mechanism

- Standard lead time. • Sold in pairs. • Retrofittable locking mechanism. • Located under bench top.

MPLM	Price
- Sold in Pairs	£25



# Matrix+

## Fixed Height Workstations

**MFC:** Available in Ash, Autumn Cherry, Beech, Chester Oak, English Walnut, Grey, Grey Nebraska Oak, Laurentii Wenge, Natural Nebraska Oak and White  
**Nanotech:** Available in Black (2 Week Lead Time)  
**Edging:** Add £36 for Wenge and Black per top - Add £46 for Plywood Effect per top - Edging on 25mm White MFC and Black Nanotech only  
**Metalwork:** Add 0% for Silver, Black Graphite and White - Underframe in Black Graphite



MPR16/8

### Matrix+ Rectangular Desk

- Standard lead times. • 25mm top panel. • Horizontal cable tray not supplied. • Underframe in Black Graphite.
- 640h mobile pedestals will protrude with all rectangular desk if a cable tray is specified, as an alternative, use MPF and MP3 pedestals (page 221).

	MFC	Nanotech
<b>MPR20/8</b> - 2000w x 800d x 740h	£554	£722
<b>MPR18/8</b> - 1800w x 800d x 740h	£546	£697
<b>MPR16/8</b> - 1600w x 800d x 740h	£538	£672
<b>MPR14/8</b> - 1400w x 800d x 740h	£530	£648
<b>MPR12/8</b> - 1200w x 800d x 740h	£522	£623
<b>MPR10/8</b> - 1000w x 800d x 740h	£514	£598
<b>MPR20/7</b> - 2000w x 700d x 740h	£544	£691
<b>MPR18/7</b> - 1800w x 700d x 740h	£536	£668
<b>MPR16/7</b> - 1600w x 700d x 740h	£528	£646
<b>MPR14/7</b> - 1400w x 700d x 740h	£520	£623
<b>MPR12/7</b> - 1200w x 700d x 740h	£512	£600
<b>MPR10/7</b> - 1000w x 700d x 740h	£504	£578
<b>MPR20/6</b> - 2000w x 600d x 740h	£534	£660
<b>MPR18/6</b> - 1800w x 600d x 740h	£526	£639
<b>MPR16/6</b> - 1600w x 600d x 740h	£518	£619
<b>MPR14/6</b> - 1400w x 600d x 740h	£510	£598
<b>MPR12/6</b> - 1200w x 600d x 740h	£502	£578
<b>MPR10/6</b> - 1000w x 600d x 740h	£494	£557



MPR16/8/INT

### Matrix+ Rectangular Desk with Shared Inset Intermediate Leg

- Standard lead times. • 25mm top panel. • Horizontal cable tray not supplied. • Underframe in Black Graphite.
- 640h mobile pedestals will protrude with all rectangular desk if a cable tray is specified, as an alternative, use MPF and MP3 pedestals (page 221).

	MFC	Nanotech
<b>MPR20/8/INT</b> - 2000w x 800d x 740h	£527	£695
<b>MPR18/8/INT</b> - 1800w x 800d x 740h	£519	£670
<b>MPR16/8/INT</b> - 1600w x 800d x 740h	£511	£645
<b>MPR14/8/INT</b> - 1400w x 800d x 740h	£503	£621
<b>MPR12/8/INT</b> - 1200w x 800d x 740h	£495	£596
<b>MPR10/8/INT</b> - 1000w x 800d x 740h	£487	£571
<b>MPR20/7/INT</b> - 2000w x 700d x 740h	£519	£666
<b>MPR18/7/INT</b> - 1800w x 700d x 740h	£511	£643
<b>MPR16/7/INT</b> - 1600w x 700d x 740h	£503	£621
<b>MPR14/7/INT</b> - 1400w x 700d x 740h	£495	£598
<b>MPR12/7/INT</b> - 1200w x 700d x 740h	£487	£575
<b>MPR10/7/INT</b> - 1000w x 700d x 740h	£479	£553
<b>MPR20/6/INT</b> - 2000w x 600d x 740h	£511	£637
<b>MPR18/6/INT</b> - 1800w x 600d x 740h	£503	£616
<b>MPR16/6/INT</b> - 1600w x 600d x 740h	£495	£596
<b>MPR14/6/INT</b> - 1400w x 600d x 740h	£487	£575
<b>MPR12/6/INT</b> - 1200w x 600d x 740h	£479	£555
<b>MPR10/6/INT</b> - 1000w x 600d x 740h	£471	£534



MP16/10/8RH

### Matrix+ Angular Workstation

- Standard lead times. • 25mm top panel. • Horizontal cable tray not supplied.
- Underframe in Black Graphite.

	MFC	Nanotech
<b>MP20/10/8... (LH or RH)</b> - 2000w x 1000-800d x 740h	£604	£787
<b>MP18/10/8... (LH or RH)</b> - 1800w x 1000-800d x 740h	£596	£762
<b>MP16/10/8... (LH or RH)</b> - 1600w x 1000-800d x 740h	£588	£737
<b>MP14/10/8... (LH or RH)</b> - 1400w x 1000-800d x 740h	£580	£683
<b>MP20/8/6... (LH or RH)</b> - 2000w x 800-600d x 740h	£594	£735
<b>MP18/8/6... (LH or RH)</b> - 1800w x 800-600d x 740h	£586	£714
<b>MP16/8/6... (LH or RH)</b> - 1600w x 800-600d x 740h	£578	£694
<b>MP14/8/6... (LH or RH)</b> - 1400w x 800-600d x 740h	£570	£673

# Matrix+

## Fixed Height Workstations and Extensions

**MFC:** Available in Ash, Autumn Cherry, Beech, Chester Oak, English Walnut, Grey, Grey Nebraska Oak, Laurentii Wenge, Natural Nebraska Oak and White  
**Nanotech:** Available in Black (2 Week Lead Time)  
**Edging:** Add £36 for Wenge and Black per top - Add £46 for Plywood Effect per top - Edging on 25mm White MFC and Black Nanotech only  
**Metalwork:** Add 0% for Silver, Black Graphite and White - Underframe in Black Graphite



MPMA18/16RH

### Matrix+ Managers Workstation

- Standard lead times. • 2x 25mm top panels. • Horizontal cable tray not supplied. • Underframe in Black Graphite.
- 640h mobile pedestals will protrude with all managers workstations if a cable tray is specified, as an alternative, use MPF and MP3 pedestals (page 221).

	MFC	Nanotech
<b>MPMA18/18... (LH or RH)</b> - 1800w x 1800d x 740h	£890	£1,117
<b>MPMA16/18... (LH or RH)</b> - 1600w x 1800d x 740h	£882	£1,092
<b>MPMA18/16... (LH or RH)</b> - 1800w x 1600d x 740h	£882	£1,096
<b>MPMA16/16... (LH or RH)</b> - 1600w x 1600d x 740h	£874	£1,071



MP120/12/8

### Matrix+ 120 Degree Workstation

- Standard lead times. • 25mm top panel. • Horizontal cable tray not supplied. • Underframe in Black Graphite.
- Can be configured as a single workstation or in modules of 3, 6, 9, etc.

	MFC	Nanotech
<b>MP120/12/8</b> - 2078w (extreme) x 740h (1200w back edge x 800d return)	£765	£936
<b>MP120/12/6</b> - 2078w (extreme) x 740h (1200w back edge x 600d return)	£720	£861
<b>MP120/10/6</b> - 1732w (extreme) x 740h (1000w back edge x 600d return)	£675	£785



MP120/12/8/INT

### Matrix+ 120 Degree Workstation with Shared Inset Intermediate Leg

- Standard lead times. • 25mm top panel. • Horizontal cable tray not supplied. • Underframe in Black Graphite.
- Can be a single workstation or configured as a 3, 6, 9, etc, person module.
- Must be configured alongside M120... Workstations.

	MFC	Nanotech
<b>MP120/12/8/INT</b> - 2078w (extreme) x 740h (1200w back edge x 800d return)	£738	£909
<b>MP120/12/6/INT</b> - 2078w (extreme) x 740h (1200w back edge x 600d return)	£697	£838
<b>MP120/10/6/INT</b> - 1732w (extreme) x 740h (1000w back edge x 600d return)	£652	£762



# Matrix+

## Accessories

**MFC:** Available in Ash, Autumn Cherry, Beech, Chester Oak, English Walnut, Grey, Grey Nebraska Oak, Laurentii Wenge, Natural Nebraska Oak and White  
**Nanotech:** Available in Black (2 Week Lead Time)  
**Edging:** Add £36 for Wenge and Black per top - Add £46 for Plywood Effect per top - Edging on 25mm White MFC and Black Nanotech only  
**Metalwork:** Add 0% for Silver, Black Graphite and White - Underframe in Black Graphite



MPSR10/6RH

### Matrix+ Secretarial Return

- Standard lead times. • 25mm top panel. • Horizontal cable tray not supplied.
- Underframe in Black Graphite.

**MPSR10/6... (LH or RH)...** - 1000w x 600d x 740h

**MFC** **Nanotech**

£365 £409

**Compatibility:** For use with rectangular desking (no suffix)  
 For use with angular workstations (suffix **.../X** (600d secretarial returns only))



MPSME16/6

### Matrix+ Straight Extension and Leg Frame

- Standard lead times. • 25mm top panel. • Underframe in Black Graphite.

**MPSME16/6...** - For 1600d Ends - 1600w x 600d x 740h

**MPSME14/5...** - For 1400d Ends - 1400w x 500d x 740h

**MPSME12/5...** - For 1200d Ends - 1200w x 500d x 740h

**MFC** **Nanotech**

£460 £561

£442 £516

£424 £487

**Compatibility:** Desking with no screens and all 120 degree clusters (no suffix)  
 Desking with system or contract screens (suffix **.../S** and add 34mm to width)  
 Desking with acoustic screens (suffix **.../A** and add 45mm to width)



MPDDSE16



MPSDSE08

### Matrix+ Decorative Slab End and Leg Frame

- Standard lead times. • Designed to cover the ends of Matrix runs of desks. • Can be retrofitted.
- For use on one end of the workstation (for use on both ends, specify 2x slab ends).

**MPDDSE16** - For 1600d Ends

**MPDDSE14** - For 1400d Ends

**MPDDSE12** - For 1200d Ends

**MPSDSE10** - For 1000d Ends

**MPSDSE08** - For 800d Ends

**MPSDSE07** - For 700d Ends

**MPSDSE06** - For 600d Ends

**MFC** **Nanotech**

£300 £393

£290 £370

£280 £348

£270 £326

£265 £308

£260 £297

£255 £286



# Matrix+

## Accessories

**MFC:** Available in Ash, Autumn Cherry, Beech, Chester Oak, English Walnut, Grey, Grey Nebraska Oak, Laurentii Wenge, Natural Nebraska Oak and White  
**Nanotech:** Available in Black (2 Week Lead Time)  
**Metalwork:** **MPRMP...**, **MPARMP...** and **MPCR:** Add 0% for Silver, Black Graphite and White  
**MPA...**: Add 0% for Black Graphite



MPRMP16

### Matrix+ MFC Modesty Panel

- Standard lead times. • Modesty panels are 18mm deep and 300mm high.

		MFC	Nanotech
<b>MPRMP20</b>	- For 2000w Workstations - 1620w	£121	£169
<b>MPRMP18</b>	- For 1800w Workstations - 1420w	£118	£161
<b>MPRMP16</b>	- For 1600w Workstations - 1220w	£115	£152
<b>MPRMP14</b>	- For 1400w Workstations - 1020w	£112	£112
<b>MPRMP12</b>	- For 1200w Workstations - 820w	£109	£135
<b>MPRMP10</b>	- For 1000w Workstations - 620w	£106	£126



MPARMP16  
Illustrated in red

### Matrix+ Steel Modesty Panel

- Standard lead times. • Modesty panels are 290mm high.

		Metalwork
<b>MPARMP20</b>	- For 2000w Workstations - 1620w	£188
<b>MPARMP18</b>	- For 1800w Workstations - 1420w	£180
<b>MPARMP16</b>	- For 1600w Workstations - 1220w	£172
<b>MPARMP14</b>	- For 1400w Workstations - 1020w	£164
<b>MPARMP12</b>	- For 1200w Workstations - 820w	£156
<b>MPARMP10</b>	- For 1000w Workstations - 620w	£148



MPA7D  
Illustrated in red

### Matrix+ Cable Tray for Double Benches

- Standard lead times. • High capacity cable management system neatly conceals power, data and telecom cables through a hinged cable management tray.
- Cable trays are 175mm deep and 46mm high.

		Metalwork
<b>MPA10D</b>	- For 2000w Double Benches - 1930w	£150
<b>MPA9D</b>	- For 1800w Double Benches - 1730w	£136
<b>MPA7D</b>	- For 1600w Double Benches - 1530w	£122
<b>MPA5D</b>	- For 1400w Double Benches - 1330w	£108
<b>MPA3D</b>	- For 1200w Double Benches - 1130w	£94
<b>MPA2D</b>	- For 1000w Double Benches - 930w	£80



MPA7  
Illustrated in red

### Matrix+ Cable Tray for Single Workstations

- Standard lead times. • Tray can be positioned to the users side of the workstation or towards the rear.
- Cable trays are 100mm deep and 110mm high.

		Metalwork
<b>MPA10</b>	- For 2000w Workstations - 1600w	£75
<b>MPA9</b>	- For 1800w Workstations - 1400w	£70
<b>MPA7</b>	- For 1600w Workstations and 1800w Managers Workstation - 1200w	£65
<b>MPA5</b>	- For 1400w Workstations and 1600w Managers Workstation - 1000w	£60
<b>MPA3</b>	- For 1200w Workstations and 1200w 120 Degree Clusters - 800w	£55
<b>MPA2</b>	- For 1000w Workstations and 1000w 120 Degree Clusters - 600w	£50
<b>MPA12</b>	- For Managers Workstations with 1800d Return - 1300w	£68
<b>MPA11</b>	- For Managers Workstations with 1600d Return - 1100w	£63



MPCR  
Illustrated in red

### Matrix+ Cable Risers

- Standard lead times. • Single channel cable riser (2 per pack).

		Metalwork
<b>MPCR</b>	- For Fixed Height Workstations	£40

# Matrix+

## Featured Compatible Items, Compatibility Breakdown and Conference Tables

**MFC:** Available in Ash, Autumn Cherry, Beech, Chester Oak, English Walnut, Grey, Grey Nebraska Oak, Laurentii Wenge, Natural Nebraska Oak and White  
**Nanotech:** Available in Black (2 Week Lead Time)  
**Edging:** Add £36 for Wenge and Black per top - Add £46 for Plywood Effect per top - Edging on 25mm White MFC and Black Nanotech only  
**Metalwork:** Add 0% for Silver, Black Graphite and White - Underframe in Black Graphite

### Matrix+ Featured Compatible Items



#### Matrix+ CPU Holder

- Includes Matrix+ mounting kit.

**MPCPU** (Black) - £207  
**MPCPU/W** (White) - £207

See page 316 for details.



#### Maya Monitor Arm

- Clamp On and Bolt Through Desk Fixings.

**MMA1/W** (White) - £200  
**MMA1/B** (Black) - £200

See page 312 for details.



#### Maya Dual Monitor Arm

- Clamp On and Bolt Through Desk Fixings.

**MMA2/W** (White) - £275  
**MMA2/B** (Black) - £275

See page 312 for details.



#### Maya Laptop Stand

- Attaches onto Maya Monitor Arms.

**MMA/LS/B** (Black) - £57

See page 312 for details.



#### Slinky Cable Riser

- Suitable for all desk ranges.


**SCR/S** (Silver) - £54  
**SCR/B** (Black) - £54  
**SCR/W** (White) - £54

See page 316 for details.

### Matrix+ Compatibility Breakdown

- **Black** - Compatible
- **Orange** - Non-standard position required
- **Blue** - Conflict when using screens without .../V
- **Green** - Unspecified

- Matrix+ - Double Benches
- Matrix+ - Rectangular and Angular
- Matrix+ - 120 Degree
- Matrix+ - Secretarial Return
- Matrix+ - Conference / Meeting



MPCONF34

#### Matrix+ Fixed Height Rectangular Conference Table

- Standard lead times. • 25mm top panel. • Underframe in Black Graphite.

**MPCONF34** - 3400w x 1200d x 740h  
 2x 1700mm Sections - Seating up to 10 People

**MFC**      **Nanotech**

£1,437      £1,865

# Matrix+

## Fixed Height Meeting Tables

**MFC:** Available in Ash, Autumn Cherry, Beech, Chester Oak, English Walnut, Grey, Grey Nebraska Oak, Laurentii Wenge, Natural Nebraska Oak and White  
**Nanotech:** Available in Black (2 Week Lead Time)  
**Edging:** Add £36 for Wenge and Black per top - Add £46 for Plywood Effect per top - Edging on 25mm White MFC and Black Nanotech only  
**Metalwork:** Add 0% for Silver, Black Graphite and White - Underframe in Black Graphite



MPMT16/12

### Matrix+ Meeting Table

• Standard lead times. • 25mm top panel. • Underframe in Black Graphite.

	MFC	Nanotech
<b>MPMT20/16</b> - 2000w x 1600d x 740h	£806	£1,142
<b>MPMT18/16</b> - 1800w x 1600d x 740h	£793	£1,095
<b>MPMT16/16</b> - 1600w x 1600d x 740h	£780	£1,049
<b>MPMT14/16</b> - 1400w x 1600d x 740h	£767	£1,002
<b>MPMT12/16</b> - 1200w x 1600d x 740h	£754	£956
<b>MPMT20/14</b> - 2000w x 1400d x 740h	£788	£1,082
<b>MPMT18/14</b> - 1800w x 1400d x 740h	£775	£1,040
<b>MPMT16/14</b> - 1600w x 1400d x 740h	£762	£997
<b>MPMT14/14</b> - 1400w x 1400d x 740h	£749	£955
<b>MPMT12/14</b> - 1200w x 1400d x 740h	£736	£912
<b>MPMT20/12</b> - 2000w x 1200d x 740h	£770	£1,022
<b>MPMT18/12</b> - 1800w x 1200d x 740h	£757	£984
<b>MPMT16/12</b> - 1600w x 1200d x 740h	£744	£946
<b>MPMT14/12</b> - 1400w x 1200d x 740h	£731	£907
<b>MPMT12/12</b> - 1200w x 1200d x 740h	£718	£869
<b>MPMT20/10</b> - 2000w x 1000d x 740h	£590	£800
<b>MPMT18/10</b> - 1800w x 1000d x 740h	£582	£771
<b>MPMT16/10</b> - 1600w x 1000d x 740h	£574	£742
<b>MPMT14/10</b> - 1400w x 1000d x 740h	£566	£713
<b>MPMT12/10</b> - 1200w x 1000d x 740h	£558	£684
<b>MPMT10/10</b> - 1000w x 1000d x 740h	£550	£655
<b>MPMT20/8</b> - 2000w x 800d x 740h	£580	£748
<b>MPMT18/8</b> - 1800w x 800d x 740h	£572	£723
<b>MPMT16/8</b> - 1600w x 800d x 740h	£564	£698
<b>MPMT14/8</b> - 1400w x 800d x 740h	£556	£674
<b>MPMT12/8</b> - 1200w x 800d x 740h	£548	£649
<b>MPMT10/8</b> - 1000w x 800d x 740h	£540	£624



MPMT16/12/INT

### Matrix+ Meeting Table with Shared Inset Intermediate Leg

• Standard lead times. • 25mm top panel. • Underframe in Black Graphite.

	MFC	Nanotech
<b>MPMT20/16/INT</b> - 2000w x 1600d x 740h	£730	£1,066
<b>MPMT18/16/INT</b> - 1800w x 1600d x 740h	£717	£1,019
<b>MPMT16/16/INT</b> - 1600w x 1600d x 740h	£704	£973
<b>MPMT14/16/INT</b> - 1400w x 1600d x 740h	£691	£926
<b>MPMT12/16/INT</b> - 1200w x 1600d x 740h	£678	£880
<b>MPMT20/14/INT</b> - 2000w x 1400d x 740h	£718	£1,012
<b>MPMT18/14/INT</b> - 1800w x 1400d x 740h	£705	£970
<b>MPMT16/14/INT</b> - 1600w x 1400d x 740h	£692	£927
<b>MPMT14/14/INT</b> - 1400w x 1400d x 740h	£679	£885
<b>MPMT12/14/INT</b> - 1200w x 1400d x 740h	£666	£842
<b>MPMT20/12/INT</b> - 2000w x 1200d x 740h	£706	£958
<b>MPMT18/12/INT</b> - 1800w x 1200d x 740h	£693	£920
<b>MPMT16/12/INT</b> - 1600w x 1200d x 740h	£680	£882
<b>MPMT14/12/INT</b> - 1400w x 1200d x 740h	£667	£843
<b>MPMT12/12/INT</b> - 1200w x 1200d x 740h	£654	£805
<b>MPMT20/10/INT</b> - 2000w x 1000d x 740h	£561	£771
<b>MPMT18/10/INT</b> - 1800w x 1000d x 740h	£553	£742
<b>MPMT16/10/INT</b> - 1600w x 1000d x 740h	£545	£713
<b>MPMT14/10/INT</b> - 1400w x 1000d x 740h	£537	£684
<b>MPMT12/10/INT</b> - 1200w x 1000d x 740h	£529	£655
<b>MPMT10/10/INT</b> - 1000w x 1000d x 740h	£521	£626
<b>MPMT20/8/INT</b> - 2000w x 800d x 740h	£553	£721
<b>MPMT18/8/INT</b> - 1800w x 800d x 740h	£545	£696
<b>MPMT16/8/INT</b> - 1600w x 800d x 740h	£537	£671
<b>MPMT14/8/INT</b> - 1400w x 800d x 740h	£529	£647
<b>MPMT12/8/INT</b> - 1200w x 800d x 740h	£521	£622
<b>MPMT10/8/INT</b> - 1000w x 800d x 740h	£513	£597

# Matrix+

## Accessories

**Metalwork:** Add 0% for Black Graphite



**MPA7D**  
Illustrated in red



**MPA7**  
Illustrated in red

### Matrix+ Conference / Meeting Cable Tray

- Standard lead times. • Tray can be positioned to the users side of the workstation or towards the middle.

**Metalwork**

<b>MPA8D</b>	- For MPCONF34	- 1630w x 175d (2x)	£258
<b>MPA10D</b>	- For 2000w and 1600d, 1400d and 1200d Meeting Tables	- 1930w x 175d	£150
<b>MPA9D</b>	- For 1800w and 1600d, 1400d and 1200d Meeting Tables	- 1730w x 175d	£136
<b>MPA7D</b>	- For 1600w and 1600d, 1400d and 1200d Meeting Tables	- 1530w x 175d	£122
<b>MPA5D</b>	- For 1400w and 1400d and 1200d Meeting Tables	- 1330w x 175d	£108
<b>MPA3D</b>	- For 1200w and 1200d Meeting Tables	- 1130w x 175d	£94
<b>MPA10</b>	- For 2000w and 1000d and 800d Meeting Tables	- 1600w x 100d	£75
<b>MPA9</b>	- For 1800w and 1000d and 800d Meeting Tables	- 1400w x 100d	£70
<b>MPA7</b>	- For 1600w and 1000d and 800d Meeting Tables	- 1200w x 100d	£65
<b>MPA5</b>	- For 1400w and 1000d and 800d Meeting Tables	- 1000w x 100d	£60
<b>MPA3</b>	- For 1200w and 1000d and 800d Meeting Tables	- 800w x 100d	£55
<b>MPA2</b>	- For 1000w and 1000d and 800d Meeting Tables	- 600w x 100d	£50



# Matrix+


## Desk Mounted System Screens

**Fabric:** Fully upholstered with pinnable surface - See below for pricing groups  
**Acrylic:** Available in Blue, Green, Orange, Red, Frosted and Clear  
**MFC:** Available in Ash, Autumn Cherry, Beech, Chester Oak, English Walnut, Grey, Grey Nebraska Oak, Laurentii Wenge, Natural Nebraska Oak and White  
**Metalwork:** **For Double Benches:** Add 0% for Black Graphite only  
**For Single Workstations:** Add 0% for Anodised Silver, Black Graphite and White

**Fabric Groups:** Add £0 for Group 1 - Add £13 for Group 2 - Add £26 for Group 3 - Add £39 for Group 4  
 Add £52 for Group 5 - Add £65 for Group 6 - Add £78 for Group 7



ELSS16F



Fabric, Acrylic and MFC Finishes

### Matrix+ Desk Mounted System Screen for Double Benches

- Standard lead time. • Straight dividing screens with aluminium trim and optional management rail.
- Screen is bracketed to the double bench leg frames. • Screen brackets available in Black Graphite only.
- Available as Hygiene Protection Screens and add-ons (see HPS Guide).
- Optional screen mounted accessories available (see page 299).

#### Straight System Screen

		Fabric Group 1	Acrylic	MFC
<b>ELSS20...</b> - 1973w x 27d x 375h		£494	£494	£446
<b>ELSS18...</b> - 1773w x 27d x 375h		£467	£467	£425
<b>ELSS16...</b> - 1573w x 27d x 375h		£428	£428	£390
<b>ELSS14...</b> - 1373w x 27d x 375h		£398	£398	£361
<b>ELSS12...</b> - 1173w x 27d x 375h		£362	£362	£329
<b>ELSS10...</b> - 973w x 27d x 375h		£342	£342	£311

#### Straight System Screen with Management Rail


<b>ELSS20M...</b> - 1973w x 27d x 375h		£664	£664	£598
<b>ELSS18M...</b> - 1773w x 27d x 375h		£622	£622	£564
<b>ELSS16M...</b> - 1573w x 27d x 375h		£574	£574	£522
<b>ELSS14M...</b> - 1373w x 27d x 375h		£505	£505	£479
<b>ELSS12M...</b> - 1173w x 27d x 375h		£470	£470	£425
<b>ELSS10M...</b> - 973w x 27d x 375h		£428	£428	£387

**Finishes:** Fabric System Screens with or without Management Rail (suffix ...F)  
 Acrylic System Screens with or without Management Rail (suffix ...A)  
 MFC System Screens without Management Rail (suffix ...MFC)  
 MFC System Screens with Management Rail (suffix .../MFC)

**Additional:** £80 optional 4 way link post (ELLP410)



ESS16F



Fabric, Acrylic and MFC Finishes

### Matrix+ Desk Mounted System Screen for Single Workstations

- Standard lead time. • Straight dividing screens with aluminium trim and optional management rail.
- Screen is bracketed to the outer edge of the desk top.
- Available as Hygiene Protection Screens and add-ons (see HPS Guide).
- Optional screen mounted accessories available (see page 299).

#### Straight System Screen

		Fabric Group 1	Acrylic	MFC
<b>ESS20...</b> - 1973w x 27d x 375h		£494	£494	£446
<b>ESS18...</b> - 1773w x 27d x 375h		£467	£467	£425
<b>ESS16...</b> - 1573w x 27d x 375h		£428	£428	£390
<b>ESS14...</b> - 1373w x 27d x 375h		£398	£398	£361
<b>ESS12...</b> - 1173w x 27d x 375h		£362	£362	£329
<b>ESS10...</b> - 973w x 27d x 375h		£342	£342	£311

#### Straight System Screen with Management Rail

<b>ESS20M...</b> - 1973w x 27d x 375h		£664	£664	£598
<b>ESS18M...</b> - 1773w x 27d x 375h		£622	£622	£564
<b>ESS16M...</b> - 1573w x 27d x 375h		£574	£574	£522
<b>ESS14M...</b> - 1373w x 27d x 375h		£505	£505	£479
<b>ESS12M...</b> - 1173w x 27d x 375h		£470	£470	£425
<b>ESS10M...</b> - 973w x 27d x 375h		£428	£428	£387

**Finishes:** Fabric System Screens with or without Management Rail (suffix ...F)  
 Acrylic System Screens with or without Management Rail (suffix ...A)  
 MFC System Screens without Management Rail (suffix ...MFC)  
 MFC System Screens with Management Rail (suffix .../MFC)

**Compatibility:** For use **without** Power Modules and Monitor Arms with brackets (no suffix)  
 For use **with** Power Modules and Monitor Arms with brackets (creates a minimum 12mm void) (suffix .../V)




# Matrix+

## Desk Mounted System Screens

<b>Fabric:</b>	Fully upholstered with pinnable surface - See below for pricing groups			
<b>Acrylic:</b>	Available in Blue, Green, Orange, Red, Frosted and Clear			
<b>MFC:</b>	Available in Ash, Autumn Cherry, Beech, Chester Oak, English Walnut, Grey, Grey Nebraska Oak, Laurentii Wenge, Natural Nebraska Oak and White			
<b>Metalwork:</b>	Add 0% for Anodised Silver, Black Graphite and White			
<b>Fabric Groups:</b>	Add £0 for Group 1	- Add £13 for Group 2	- Add £26 for Group 3	- Add £39 for Group 4
	Add £52 for Group 5	- Add £65 for Group 6	- Add £78 for Group 7	



ELSS120/12F



Fabric, Acrylic and MFC Finishes

### Matrix+ Desk Mounted System Screen for 120 Degree Workstations

- Standard lead time. • 3 way link post is required (ELP375/120).
- Straight dividing screens with aluminium trim and optional management rail.
- Screen is fixed to the link post at one end and is bracketed to the leg frame at the other end.
- Available as Hygiene Protection Screens and add-ons (see HPS Guide).
- Optional screen mounted accessories available (see page 299).

#### Straight System Screen

		Fabric Group 1	Acrylic	MFC
<b>ESS120/12...</b>	- 1179w x 27d x 375h	£362	£362	£329
<b>ESS120/10...</b>	- 979w x 27d x 375h	£342	£342	£311

#### Straight System Screen with Management Rail

<b>ESS120/12M...</b>	- 1179w x 27d x 375h	£470	£470	£425
<b>ESS120/10M...</b>	- 979w x 27d x 375h	£428	£428	£387

**Finishes:** Fabric System Screens with or without Management Rail (suffix ...F)  
Acrylic System Screens with or without Management Rail (suffix ...A)  
MFC System Screens without Management Rail (suffix ...MFC)  
MFC System Screens with Management Rail (suffix .../MFC)

**Additional:** £80 3 way link post is required (ELP375/120)



ESSMR16F



ESSMR16F



Fabric, Acrylic and MFC Finishes

### Matrix+ Desk Mounted Mid Return System Screen for Double Benches and Single Workstations

- Standard lead time. • 4 way link post is required (ELLP410 (for benches) and ELLP375 (for single workstations)).
- Straight dividing screens with aluminium trim and optional management rail.
- Screen is fixed to the link post at one end and uses a metal blade between the desk tops to fix its position.
- Available as Hygiene Protection Screens and add-ons (see HPS Guide).
- Optional screen mounted accessories available (see page 299).

#### Straight System Screen

		Fabric Group 1	Acrylic	MFC
<b>ESSMR20...</b>	- 1973w x 27d x 375h	£494	£494	£446
<b>ESSMR18...</b>	- 1773w x 27d x 375h	£467	£467	£425
<b>ESSMR17...</b>	- 1673w x 27d x 375h	£449	£449	£407
<b>ESSMR16...</b>	- 1573w x 27d x 375h	£428	£428	£390
<b>ESSMR10...</b>	- 973w x 27d x 375h	£342	£342	£311
<b>ESSMR8...</b>	- 773w x 27d x 375h	£329	£329	£293
<b>ESSMR7...</b>	- 673w x 27d x 375h	£320	£320	£288
<b>ESSMR6...</b>	- 573w x 27d x 375h	£314	£314	£279

#### Straight System Screen with Management Rail

<b>ESSMR20M...</b>	- 1973w x 27d x 375h	£664	£664	£598
<b>ESSMR18M...</b>	- 1773w x 27d x 375h	£622	£622	£564
<b>ESSMR17M...</b>	- 1673w x 27d x 375h	£596	£596	£544
<b>ESSMR16M...</b>	- 1573w x 27d x 375h	£574	£574	£522
<b>ESSMR10M...</b>	- 973w x 27d x 375h	£428	£428	£387
<b>ESSMR8M...</b>	- 773w x 27d x 375h	£413	£413	£368
<b>ESSMR7M...</b>	- 673w x 27d x 375h	£405	£405	£359
<b>ESSMR6M...</b>	- 573w x 27d x 375h	£398	£398	£352

**Finishes:** Fabric System Screens with or without Management Rail (suffix ...F)  
Acrylic System Screens with or without Management Rail (suffix ...A)  
MFC System Screens without Management Rail (suffix ...MFC)  
MFC System Screens with Management Rail (suffix .../MFC)

**Additional:** £80 4 way link post is required (ELLP410 (for benches) and ELLP375 (for single workstations))

# Matrix+

## Desk Mounted Acoustic and Flexible Return Screens

**Fabric:** Fully upholstered with pinnable (Acoustic) or non-pinnable (Contract) surface - See below for pricing groups

**Fabric Groups:** Add £0 for Group 1 - Add £13 for Group 2 - Add £26 for Group 3 - Add £39 for Group 4  
Add £52 for Group 5 - Add £65 for Group 6 - Add £78 for Group 7



AELSS16F



Fabric Finish

### Matrix+ Desk Mounted Acoustic Screen for Double Benches

- Standard lead time. • Straight dividing screens faced with 6mm polyester fibre insulation board.
- Screen is bracketed to the double bench leg frames. • Link post not required.
- Class B certified in accordance with International Standards: ISO 354:2003, ISO 11654:1997 and ISO 9613-1:1993
- Available as Hygiene Protection Screens and add-ons (see HPS Guide).

#### Straight Acoustic Screen

<b>AELSS20F</b> - 1973w x 38d x 375h	_____	£620
<b>AELSS18F</b> - 1773w x 38d x 375h	_____	£585
<b>AELSS16F</b> - 1573w x 38d x 375h	_____	£537
<b>AELSS14F</b> - 1373w x 38d x 375h	_____	£500
<b>AELSS12F</b> - 1173w x 38d x 375h	_____	£455
<b>AELSS10F</b> - 973w x 38d x 375h	_____	£430

**Fabric Group 1**



AESS16F



Fabric Finish

### Matrix+ Desk Mounted Acoustic Screen for Single Workstations

- Standard lead time. • Straight dividing screens faced with 6mm polyester fibre insulation board.
- Screen is bracketed to the outer edge of the desk top. • Link post not required.
- Class B certified in accordance with International Standards: ISO 354:2003, ISO 11654:1997 and ISO 9613-1:1993
- Available as Hygiene Protection Screens and add-ons (see HPS Guide).

#### Straight Acoustic Screen

<b>AESS20F</b> - 1973w x 38d x 375h	_____	£620
<b>AESS18F</b> - 1773w x 38d x 375h	_____	£585
<b>AESS16F</b> - 1573w x 38d x 375h	_____	£537
<b>AESS14F</b> - 1373w x 38d x 375h	_____	£500
<b>AESS12F</b> - 1173w x 38d x 375h	_____	£455
<b>AESS10F</b> - 973w x 38d x 375h	_____	£430

**Fabric Group 1**

**Compatibility:** For use *without* Power Modules and Monitor Arms with brackets (no suffix)  
For use *with* Power Modules and Monitor Arms with brackets (creates a minimum 12mm void) (suffix *.../V*)



ECSFR8



Straight Acoustic Screen



Fabric Finish

### Matrix+ Desk Mounted Flexible Return Contract Screen for Double Benches

- 2 week lead time. • Straight dividing screen with rounded corners.
- Screen slides onto the front of the desktop at desired position and can be moved at any time.
- Screens overhang the front of the desktop by 143mm.

#### Straight Contract Screen

<b>ECSFR8</b> - 900w x 36d x 375h	_____	£366
<b>ECSFR7</b> - 800w x 36d x 375h	_____	£358
<b>ECSFR6</b> - 700w x 36d x 375h	_____	£352

**Fabric Group 1**

# Matrix+

## Desk Mounted Contract Screens

**Fabric:** Fully upholstered non-pinnable surface - See below for pricing groups  
**Metalwork:** Add 0% for Silver, Black Graphite and White

**Fabric Groups:** Add £0 for Group 1 - Add £13 for Group 2 - Add £26 for Group 3 - Add £39 for Group 4  
 Add £52 for Group 5 - Add £65 for Group 6 - Add £78 for Group 7



ECS16F/MP  
on an MP16/16



ECS10F/MP  
on an MP16/16



Fabric Finish

### Matrix+ Desk Mounted Contract Screen for Double Benches

- Standard lead time. • Straight dividing screens with fully upholstered surface.
- Screen is bracketed to the underframe of the double bench.
- Link post not required. • Available as Hygiene Protection Screens and add-ons (see HPS Guide).

#### Straight Contract Screen

<b>ECS20F/MP</b>	- For 2000w Double Benches	- 1970w x 27d x 375h	_____	£312
<b>ECS18F/MP</b>	- For 1800w and above Double Benches	- 1770w x 27d x 375h	_____	£301
<b>ECS16F/MP</b>	- For 1600w and above Double Benches	- 1570w x 27d x 375h	_____	£290
<b>ECS14F/MP</b>	- For 1400w and above Double Benches	- 1370w x 27d x 375h	_____	£276
<b>ECS12F/MP</b>	- For 1200w and above Double Benches	- 1170w x 27d x 375h	_____	£263
<b>ECS10F/MP</b>	- For 1000w and above Double Benches	- 970w x 27d x 375h	_____	£248

**Fabric Group 1**



ECS16F/X



Fabric Finish

### Matrix+ Desk Mounted Contract Screen for Single Workstations

- Standard lead time. • Straight dividing screens with fully upholstered surface.
- Screen is bracketed to the outer edge of the desk top.
- Link post not required. • Available as Hygiene Protection Screens and add-ons (see HPS Guide).

#### Straight Contract Screen

<b>ECS20F...</b>	- 1970w x 27d x 375h	_____	£312
<b>ECS18F...</b>	- 1770w x 27d x 375h	_____	£301
<b>ECS16F...</b>	- 1570w x 27d x 375h	_____	£290
<b>ECS14F...</b>	- 1370w x 27d x 375h	_____	£276
<b>ECS12F...</b>	- 1170w x 27d x 375h	_____	£263
<b>ECS10F...</b>	- 970w x 27d x 375h	_____	£248

**Fabric Group 1**

**Compatibility:** For use with back to back single desks (no suffix)  
 For use with stand alone single desks (suffix .../X)

For use **without** Power Modules and Monitor Arms with brackets (no suffix)  
 For use **with** Power Modules and Monitor Arms with brackets (creates a minimum 12mm void) (suffix .../V)

# Kassini

Manual Sit / Sit and Fixed Height Workstations



The Kassini range offers a myriad of options that fully utilise the unique wire management solution. Leg risers within the leg upright can be removed to enable cables to be routed vertically within the leg channel and directed into the modesty panel or wire management beam to discreetly house cables and wires. Power and data modules can easily be mounted at any position along the cable beams offering maximum flexibility for complex cable installations. The height adjustable workstations offer adjustment from 650mm to 850mm via a manual rotating handle that can be discreetly retracted within the frame, when not in use. The unique design of Kassini and the minimal number of components required, ensures a swift and efficient assembly process, reducing installation costs. Due to the nature of aluminium, Kassini offers an environmentally friendly solution as the lightweight frame can be recycled at the end of its life cycle.



# Kassini

## Height Adjustable Workstations

**MFC:** Available in Ash, Autumn Cherry, Beech, Chester Oak, English Walnut, Grey, Grey Nebraska Oak, Laurentii Wenge, Natural Nebraska Oak and White  
**Veneer:** Available in Oak and Walnut (3 Week Lead Time)  
**Edging:** Add £36 for Wenge and Black per top - Add £46 for Plywood Effect per top - Edging on 25mm White MFC only  
**Metalwork:** Add 0% for Silver, Black Graphite and White - Add 15% for Chrome Effect



KR16/HA

### Kassini Height Adjustable Rectangular Desk

- Standard lead times. • 25mm top panel. • Horizontal wire management as standard.
- Sit / sit height adjustment of 650mm-850mm via crank handle.
- Vertical wire management not available.

		MFC	Veneer
<b>KR18/HA</b>	- 1800w x 800d x 650-850h	£1,313	£1,653
<b>KR16/HA</b>	- 1600w x 800d x 650-850h	£1,279	£1,615
<b>KR14/HA</b>	- 1400w x 800d x 650-850h	£1,265	£1,585
<b>KR12/HA</b>	- 1200w x 800d x 650-850h	£1,235	£1,556
<b>KR10/HA</b>	- 1000w x 800d x 650-850h	£1,212	£1,516
<b>KR8/HA</b>	- 800w x 800d x 650-850h	£1,159	£1,435
<b>KR18/6/HA</b>	- 1800w x 600d x 650-850h	£1,279	£1,615
<b>KR16/6/HA</b>	- 1600w x 600d x 650-850h	£1,266	£1,591
<b>KR14/6/HA</b>	- 1400w x 600d x 650-850h	£1,245	£1,563
<b>KR12/6/HA</b>	- 1200w x 600d x 650-850h	£1,225	£1,533
<b>KR10/6/HA</b>	- 1000w x 600d x 650-850h	£1,200	£1,497
<b>KR8/6/HA</b>	- 800w x 600d x 650-850h	£1,153	£1,419



KRB16/HA

### Kassini Height Adjustable Bow Fronted Rectangular Desk

- Standard lead times. • 25mm top panel. • Horizontal wire management as standard.
- Sit / sit height adjustment of 650mm-850mm via crank handle.
- Vertical wire management not available.

		MFC	Veneer
<b>KRB18/HA</b>	- 1800w x 900d x 650-850h	£1,595	£2,066
<b>KRB16/HA</b>	- 1600w x 900d x 650-850h	£1,566	£2,027



KR20DRH/HA

### Kassini Height Adjustable 'D' Ended Desk

- Standard lead times. • 25mm top panel. • Horizontal wire management as standard.
- Sit / sit height adjustment of 650mm-850mm via crank handle.
- Vertical wire management not available.

		MFC	Veneer
<b>KR22D... (LH/HA or RH/HA)</b>	- 2200w x 800d x 650-850h	£1,653	£2,159
<b>KR20D... (LH/HA or RH/HA)</b>	- 2000w x 800d x 650-850h	£1,637	£2,131



KC16RH/HA

### Kassini Height Adjustable Crescent Workstation

- Standard lead times. • 25mm top panel. • Horizontal wire management as standard.
- Sit / sit height adjustment of 650mm-850mm via crank handle.
- Vertical wire management not available. • 600mm return.

		MFC	Veneer
<b>KC18... (LH/HA or RH/HA)</b>	- 1800w x 1200d x 650-850h	£1,841	£2,354
<b>KC16... (LH/HA or RH/HA)</b>	- 1600w x 1200d x 650-850h	£1,794	£2,291
<b>KC14... (LH/HA or RH/HA)</b>	- 1400w x 1200d x 650-850h	£1,765	£2,235



KCB18RH/HA

### Kassini Height Adjustable Bow Fronted Crescent Workstation

- Standard lead times. • 25mm top panel. • Horizontal wire management as standard.
- Sit / sit height adjustment of 650mm-850mm via crank handle.
- Vertical wire management not available. • 600mm return.

		MFC	Veneer
<b>KCB18... (LH/HA or RH/HA)</b>	- 1800w x 1300d x 650-850h	£2,124	£2,758

# Kassini

## Height Adjustable and Fixed Height Workstations

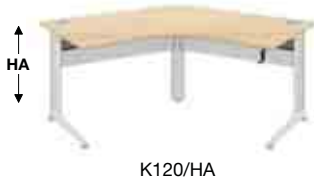
**MFC:** Available in Ash, Autumn Cherry, Beech, Chester Oak, English Walnut, Grey, Grey Nebraska Oak, Laurentii Wenge, Natural Nebraska Oak and White  
**Veneer:** Available in Oak and Walnut (3 Week Lead Time)  
**Edging:** Add £36 for Wenge and Black per top - Add £46 for Plywood Effect per top - Edging on 25mm White MFC only  
**Metalwork:** Add 0% for Silver, Black Graphite and White - Add 15% for Chrome Effect



### Kassini Height Adjustable Single Wave Desk

- Standard lead times. • 25mm top panel. • Horizontal wire management as standard.
- Sit / sit height adjustment of 650mm-850mm via crank handle.
- Vertical wire management not available.

		MFC	Veneer
<b>KW18...</b> (LH/HA or RH/HA)	- 1800w x 1000-800d x 650-850h	£1,458	£2,050
<b>KW16...</b> (LH/HA or RH/HA)	- 1600w x 1000-800d x 650-850h	£1,427	£2,009
<b>KW14...</b> (LH/HA or RH/HA)	- 1400w x 1000-800d x 650-850h	£1,397	£1,969
<b>KW12...</b> (LH/HA or RH/HA)	- 1200w x 1000-800d x 650-850h	£1,362	£1,917
<b>KW18/6...</b> (LH/HA or RH/HA)	- 1800w x 800-600d x 650-850h	£1,415	£1,992
<b>KW16/6...</b> (LH/HA or RH/HA)	- 1600w x 800-600d x 650-850h	£1,387	£1,951
<b>KW14/6...</b> (LH/HA or RH/HA)	- 1400w x 800-600d x 650-850h	£1,358	£1,914
<b>KW12/6...</b> (LH/HA or RH/HA)	- 1200w x 800-600d x 650-850h	£1,327	£1,862



### Kassini Height Adjustable 120 Degree Workstation

- Standard lead times. • 25mm top panel. • Horizontal wire management as standard.
- Sit / sit height adjustment of 650mm-850mm via crank handle.
- Can be configured as a singular workstation or in modules of 3, 6, 9 etc.
- Vertical wire management not available.

		MFC	Veneer
<b>K120/HA</b>	- 2078w (extreme) x 650-850h (1200w back edge x 800d return)	£1,831	£2,341
<b>K120/6/HA</b>	- 1732w (extreme) x 650-850h (1000w back edge x 600d return)	£1,764	£2,184



### Kassini Fixed Height Rectangular Desk

- Standard lead times. • 25mm top panel. • Horizontal wire management as standard.

		MFC	Veneer
<b>KR18</b>	- 1800w x 800d x 740h	£737	£1,061
<b>KR16</b>	- 1600w x 800d x 740h	£705	£1,021
<b>KR14</b>	- 1400w x 800d x 740h	£690	£993
<b>KR12</b>	- 1200w x 800d x 740h	£663	£962
<b>KR10</b>	- 1000w x 800d x 740h	£637	£921
<b>KR8</b>	- 800w x 800d x 740h	£585	£837
<b>KR18/6</b>	- 1800w x 600d x 740h	£705	£1,021
<b>KR16/6</b>	- 1600w x 600d x 740h	£692	£999
<b>KR14/6</b>	- 1400w x 600d x 740h	£670	£967
<b>KR12/6</b>	- 1200w x 600d x 740h	£650	£939
<b>KR10/6</b>	- 1000w x 600d x 740h	£627	£902
<b>KR8/6</b>	- 800w x 600d x 740h	£579	£828



### Kassini Fixed Height Bow Fronted Rectangular Desk

- Standard lead times. • 25mm top panel. • Horizontal and vertical wire management as standard.

		MFC	Veneer
<b>KRB18</b>	- 1800w x 900d x 740h	£1,020	£1,474
<b>KRB16</b>	- 1600w x 900d x 740h	£993	£1,431



### Kassini Fixed Height 'D' Ended Desk

- Standard lead times. • 25mm top panel. • Horizontal and vertical wire management as standard.

		MFC	Veneer
<b>KR22D...</b> (LH or RH)	- 2200w x 800d x 740h	£1,082	£1,566
<b>KR20D...</b> (LH or RH)	- 2000w x 800d x 740h	£1,062	£1,538

# Kassini

## Fixed Height Workstations

**MFC:** Available in Ash, Autumn Cherry, Beech, Chester Oak, English Walnut, Grey, Grey Nebraska Oak, Laurentii Wenge, Natural Nebraska Oak and White  
**Veneer:** Available in Oak and Walnut (3 Week Lead Time)  
**Edging:** Add £36 for Wenge and Black per top - Add £46 for Plywood Effect per top - Edging on 25mm White MFC only  
**Metalwork:** Add 0% for Silver, Black Graphite and White - Add 15% for Chrome Effect



KRE19RH

### Kassini Fixed Height Radius Executive Desk

- Standard lead times.
- 25mm top panel.
- Horizontal and vertical wire management as standard.

<b>KRE19... (LH or RH)</b> - 1900w x 1000d x 740h	<b>MFC</b>	<b>Veneer</b>
	£1,020	£1,474



KC16RH

### Kassini Fixed Height Crescent Workstation

- Standard lead times.
- 25mm top panel.
- Horizontal and vertical wire management as standard.
- 600mm return.

<b>KC18... (LH or RH)</b> - 1800w x 1200d x 740h	<b>MFC</b>	<b>Veneer</b>
<b>KC16... (LH or RH)</b> - 1600w x 1200d x 740h	£1,088	£1,579
<b>KC14... (LH or RH)</b> - 1400w x 1200d x 740h	£1,044	£1,514
	£1,016	£1,460



KCB18RH

### Kassini Fixed Height Bow Fronted Crescent Workstation

- Standard lead times.
- 25mm top panel.
- Horizontal and vertical wire management as standard.
- 600mm return.

<b>KCB18... (LH or RH)</b> - 1800w x 1300d x 740h	<b>MFC</b>	<b>Veneer</b>
	£1,374	£1,984

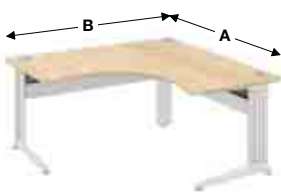


KRC19RH

### Kassini Fixed Height Radius Crescent Workstation

- Standard lead times.
- 25mm top panel.
- Horizontal and vertical wire management as standard.
- 600mm return.

<b>KRC19... (LH or RH)</b> - 1900w x 1200d x 740h	<b>MFC</b>	<b>Veneer</b>
	£1,374	£1,984



KSC16A

### Kassini Fixed Height Symmetrical Crescent Workstation

- Standard lead times.
- 25mm top panel.
- Horizontal and vertical wire management as standard.
- 2x 800mm ends.
- The grain direction is shown as 'A' and 'B'.

<b>KSC18A</b> - 1800w x 1800d x 740h	<b>MFC</b>	<b>Veneer</b>
<b>KSC18B</b> - 1800w x 1800d x 740h	£1,441	£2,087
<b>KSC16A</b> - 1600w x 1600d x 740h	£1,441	£2,087
<b>KSC16B</b> - 1600w x 1600d x 740h	£1,351	£1,959
	£1,351	£1,959

# Kassini

## Fixed Height Workstations

**MFC:** Available in Ash, Autumn Cherry, Beech, Chester Oak, English Walnut, Grey, Grey Nebraska Oak, Laurentii Wenge, Natural Nebraska Oak and White  
**Veneer:** Available in Oak and Walnut (3 Week Lead Time)  
**Edging:** Add £36 for Wenge and Black per top - Add £46 for Plywood Effect per top - Edging on 25mm White MFC only  
**Metalwork:** Add 0% for Silver, Black Graphite and White - Add 15% for Chrome Effect



KW16RH

### Kassini Fixed Height Single Wave Desk

- Standard lead times. • 25mm top panel. • Horizontal and vertical wire management as standard.

		MFC	Veneer
<b>KW18... (LH or RH)</b>	- 1800w x 1000-800d x 740h	£884	£1,275
<b>KW16... (LH or RH)</b>	- 1600w x 1000-800d x 740h	£852	£1,232
<b>KW14... (LH or RH)</b>	- 1400w x 1000-800d x 740h	£822	£1,194
<b>KW12... (LH or RH)</b>	- 1200w x 1000-800d x 740h	£788	£1,139
<b>KW18/6... (LH or RH)</b>	- 1800w x 800-600d x 740h	£839	£1,215
<b>KW16/6... (LH or RH)</b>	- 1600w x 800-600d x 740h	£813	£1,173
<b>KW14/6... (LH or RH)</b>	- 1400w x 800-600d x 740h	£783	£1,137
<b>KW12/6... (LH or RH)</b>	- 1200w x 800-600d x 740h	£752	£1,086

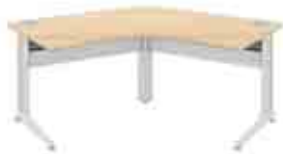


KDW16/9

### Kassini Fixed Height Double Wave Desk

- Standard lead times. • 25mm top panel. • Horizontal and vertical wire management as standard.

		MFC	Veneer
<b>KDW18/9</b>	- 800d Centre - 1800w x 900d x 740h	£930	£1,320
<b>KDW16/9</b>	- 800d Centre - 1600w x 900d x 740h	£898	£1,279



K120

### Kassini Fixed Height 120 Degree Workstation

- Standard lead times. • 25mm top panel.
- Can be configured as a singular workstation or in modules of 3, 6, 9 etc.
- Horizontal and vertical wire management as standard.

		MFC	Veneer
<b>K120</b>	- 2078w (extreme) x 740h (1200w back edge x 800d return)	£1,082	£1,566
<b>K120/6</b>	- 1732w (extreme) x 740h (1000w back edge x 600d return)	£1,015	£1,408



KK20

### Kassini Fixed Height Kidney Desk

- Standard lead times. • 25mm top panel. • Horizontal and vertical wire management as standard.

		MFC	Veneer
<b>KK20</b>	- 2000w (extreme) x 800d x 740h	£1,082	£1,566



# Kassini

## Fixed Height Workstations, Linking Workstations, Returns and Extensions

<b>MFC:</b>	Available in Ash, Autumn Cherry, Beech, Chester Oak, English Walnut, Grey, Grey Nebraska Oak, Laurentii Wenge, Natural Nebraska Oak and White
<b>Veneer:</b>	Available in Oak and Walnut ( <i>3 Week Lead Time</i> )
<b>Edging:</b>	Add £36 for Wenge and Black per top - Add £46 for Plywood Effect per top - <i>Edging on 25mm White MFC only</i>
<b>Metalwork:</b>	Add 0% for Silver, Black Graphite and White - Add 15% for Chrome Effect



KRR18

### Kassini Fixed Height Radius Reception Desk

- Standard lead times. • 25mm top panel. • Horizontal and vertical wire management as standard.

	MFC	Veneer
<b>KRR20</b> - 2000w (extreme) x 800d x 740h	£1,320	£1,917
<b>KRR18</b> - 1800w (extreme) x 800d x 740h	£1,192	£1,724



KRDRH

### Kassini Fixed Height Reception Desk

- Standard lead times. • 2x 25mm top panels. • 850mm and 600mm ends are slightly curved. • Horizontal and vertical wire management as standard.

	MFC	Veneer
<b>KRD... (LH or RH)</b> - 1850w (extreme) x 1800d x 740h	£1,976	£2,850



KLW8/6

### Kassini Fixed Height Linking Workstation

- Standard lead times. • 25mm top panel. • Links 800mm and 600mm deep desks. • Horizontal and vertical wire management as standard.

	MFC	Veneer
<b>KLW8/6</b> - Links 800d Ends - 1225w x 1225d x 740h	£955	£1,380
<b>KLW8/4</b> - Links 800d Ends - 1083w x 1083d x 740h	£921	£1,333
<b>KLW6</b> - Links 600d Ends - 1025w x 1025d x 740h	£889	£1,282



KSR10/6RH

### Kassini Fixed Height Secretarial Return for Rectangular Desks

- Standard lead times. • 25mm top panel. • Horizontal and vertical wire management as standard. • Compatible with rectangular, bow fronted rectangular and 'D' ended desks only.

	MFC	Veneer
<b>KSR10/6... (LH or RH)</b> - 1000w x 600d x 740h	£471	£680



KSR10/6CRH

### Kassini Fixed Height Secretarial Return for Crescent Workstations

- Standard lead times. • 25mm top panel. • Horizontal and vertical wire management as standard. • Compatible with crescent, bow fronted crescent and radius crescent workstations only.

	MFC	Veneer
<b>KSR10/6C... (LH or RH)</b> - 1000w x 600d x 740h	£471	£680



KSCMT16

### Kassini Meeting Extension

- Standard lead times. • 25mm top panel. • Complete with 120mm diameter support leg on 300mm diameter base.

	MFC	Veneer
<b>KSCMT16</b> - For 1600d Ends - 1600w x 660d x 740h	£792	£1,151
<b>KSCMT12</b> - For 1200d Ends - 1200w x 600d x 740h	£765	£1,102
<b>KSCMT8</b> - For 800d Ends - 800w x 600d x 740h	£711	£1,032
<b>KSCMT120</b> - For K120 - 1600w x 660d x 740h	£792	£1,151
<b>KDWSCMT18</b> - For Double Wave Desks - 1800w x 800d x 740h	£939	£1,362

# Kassini

## Featured Compatible Items and Compatibility Breakdown

### Kassini Featured Compatible Items



#### CPU Holder

- Includes mounting kit.

**CPU (Black)** - £188  
**CPU/W (White)** - £188

See page 316 for details.



#### Maya Monitor Arm

- Clamp On and Bolt Through Desk Fixings.

**MMA1/W (White)** - £200  
**MMA1/B (Black)** - £200

See page 312 for details.



#### Maya Dual Monitor Arm

- Clamp On and Bolt Through Desk Fixings.

**MMA2/W (White)** - £275  
**MMA2/B (Black)** - £275

See page 312 for details.



#### Maya Laptop Stand

- Attaches onto Maya Monitor Arms.

**MMA/LS/B (Black)** - £57

See page 312 for details.



#### Slinky Cable Riser

- Suitable for all desk ranges.

**SCR/S (Silver)** - £54  
**SCR/B (Black)** - £54  
**SCR/W (White)** - £54

See page 316 for details.

### Kassini Compatibility Breakdown

● **Black** - Compatible

● **Blue** - Conflict when using screens without .../V

	Power and Data Modules															
	Kaspa, page 300	Prime, page 300	Boardroom, page 301	Conus, page 302	Peak, page 303	Escalate, page 303	Wireless Charging Unit, page 304	Port Hole, page 305	Pix, page 305	Pluto, page 306	Inca, page 306	Flex, page 307	Boost, page 307	Capsule, page 308	Plaza, page 309	Wieland Socket Boxes, page 309
<b>Kassini</b> - Rectangular, 'D' Ended and Radius Executive	●	●				●	●	●	●	●	●	●	●	●	●	●
<b>Kassini</b> - Bow Fronted Rectangular and Crescent	●	●				●	●	●	●	●	●	●	●	●	●	●
<b>Kassini</b> - Crescent, Radius Crescent and Symmetrical Crescent	●	●				●	●	●	●	●	●	●	●	●	●	●
<b>Kassini</b> - Single and Double Wave	●	●				●	●	●	●	●	●	●	●	●	●	●
<b>Kassini</b> - 120 Degree	●	●				●	●	●	●	●	●	●	●	●	●	●
<b>Kassini</b> - Kidney, Radius Reception and Reception	●	●				●	●	●	●	●	●	●	●	●	●	●
<b>Kassini</b> - Linking	●	●				●	●	●	●	●	●	●	●	●	●	●
<b>Kassini</b> - Secretarial Return								●	●				●	●		

# Optima Plus

Manual Sit / Sit and Fixed Height Workstations and Meeting



The Optima Plus range offers a myriad of footprints to suit the demands of the majority of applications. The unique design of Optima Plus and the minimal number of components required, ensures a swift and efficient assembly process, reducing installation costs. The cantilever leg frame is supported by an integral MFC modesty panel that can be colour matched to the work surface or supplied in a contrast finish. Within the range, a height adjustable workstation offers height adjustment from 650mm to 850mm via a manual rotating handle, that is easily operated by the user and when not in use, discreetly retracts within the frame.



# Optima Plus

## Height Adjustable Workstations

**MFC:** Available in Ash, Autumn Cherry, Beech, Chester Oak, English Walnut, Grey, Grey Nebraska Oak, Laurentii Wenge, Natural Nebraska Oak and White  
**Veneer:** Available in Oak and Walnut (3 Week Lead Time)  
**Edging:** Add £36 for Wenge and Black per top - Add £46 for Plywood Effect per top - Edging on 25mm White MFC only  
**Metalwork:** Add 0% for Silver, Black Graphite and White - Add 15% for Chrome Effect



### Optima Plus Height Adjustable Rectangular Desk

- Standard lead times. • 25mm top panel.
- Sit / sit height adjustment of 650mm-850mm via crank handle.

		MFC	Veneer
<b>OPR18/HA</b>	- 1800w x 800d x 650-850h	£1,313	£1,653
<b>OPR16/HA</b>	- 1600w x 800d x 650-850h	£1,279	£1,615
<b>OPR14/HA</b>	- 1400w x 800d x 650-850h	£1,265	£1,585
<b>OPR12/HA</b>	- 1200w x 800d x 650-850h	£1,235	£1,556
<b>OPR10/HA</b>	- 1000w x 800d x 650-850h	£1,212	£1,516
<b>OPR8/HA</b>	- 800w x 800d x 650-850h	£1,159	£1,435
<b>OPR18/6/HA</b>	- 1800w x 600d x 650-850h	£1,279	£1,615
<b>OPR16/6/HA</b>	- 1600w x 600d x 650-850h	£1,266	£1,591
<b>OPR14/6/HA</b>	- 1400w x 600d x 650-850h	£1,245	£1,563
<b>OPR12/6/HA</b>	- 1200w x 600d x 650-850h	£1,225	£1,533
<b>OPR10/6/HA</b>	- 1000w x 600d x 650-850h	£1,200	£1,497
<b>OPR8/6/HA</b>	- 800w x 600d x 650-850h	£1,153	£1,419



### Optima Plus Height Adjustable Bow Fronted Rectangular Desk

- Standard lead times. • 25mm top panel.
- Sit / sit height adjustment of 650mm-850mm via crank handle.

		MFC	Veneer
<b>OPRB18/HA</b>	- 1800w x 900d x 650-850h	£1,595	£2,066
<b>OPRB16/HA</b>	- 1600w x 900d x 650-850h	£1,566	£2,027

# Optima Plus

## Height Adjustable Workstations

<b>MFC:</b>	Available in Ash, Autumn Cherry, Beech, Chester Oak, English Walnut, Grey, Grey Nebraska Oak, Laurentii Wenge, Natural Nebraska Oak and White
<b>Veneer:</b>	Available in Oak and Walnut ( <i>3 Week Lead Time</i> )
<b>Edging:</b>	Add £36 for Wenge and Black per top - Add £46 for Plywood Effect per top - <i>Edging on 25mm White MFC only</i>
<b>Metalwork:</b>	Add 0% for Silver, Black Graphite and White - Add 15% for Chrome Effect



OPR20DRH/HA

### Optima Plus Height Adjustable 'D' Ended Desk

- Standard lead times. • 25mm top panel.
- Sit / sit height adjustment of 650mm-850mm via crank handle.

	MFC	Veneer
<b>OPR22D... (LH/HA or RH/HA)</b> - 2200w x 800d x 650-850h	£1,653	£2,159
<b>OPR20D... (LH/HA or RH/HA)</b> - 2000w x 800d x 650-850h	£1,637	£2,131



OPC16RH/HA

### Optima Plus Height Adjustable Crescent Workstation

- Standard lead times. • 25mm top panel.
- Sit / sit height adjustment of 650mm-850mm via crank handle. • 600mm return.

	MFC	Veneer
<b>OPC18... (LH/HA or RH/HA)</b> - 1800w x 1200d x 650-850h	£1,841	£2,354
<b>OPC16... (LH/HA or RH/HA)</b> - 1600w x 1200d x 650-850h	£1,794	£2,291
<b>OPC14... (LH/HA or RH/HA)</b> - 1400w x 1200d x 650-850h	£1,765	£2,235



OPCB18RH/HA

### Optima Plus Height Adjustable Bow Fronted Crescent Workstation

- Standard lead times. • 25mm top panel.
- Sit / sit height adjustment of 650mm-850mm via crank handle. • 600mm return.

	MFC	Veneer
<b>OPCB18... (LH/HA or RH/HA)</b> - 1800w x 1300d x 650-850h	£2,124	£2,758



OPW16RH/HA

### Optima Plus Height Adjustable Single Wave Desk

- Standard lead times. • 25mm top panel.
- Sit / sit height adjustment of 650mm-850mm via crank handle.

	MFC	Veneer
<b>OPW18... (LH or RH)</b> - 1800w x 1000-800d x 650-850h	£1,458	£2,050
<b>OPW16... (LH or RH)</b> - 1600w x 1000-800d x 650-850h	£1,427	£2,009
<b>OPW14... (LH or RH)</b> - 1400w x 1000-800d x 650-850h	£1,397	£1,969
<b>OPW12... (LH or RH)</b> - 1200w x 1000-800d x 650-850h	£1,362	£1,917
<b>OPW18/6... (LH or RH)</b> - 1800w x 800-600d x 650-850h	£1,415	£1,992
<b>OPW16/6... (LH or RH)</b> - 1600w x 800-600d x 650-850h	£1,387	£1,951
<b>OPW14/6... (LH or RH)</b> - 1400w x 800-600d x 650-850h	£1,358	£1,914
<b>OPW12/6... (LH or RH)</b> - 1200w x 800-600d x 650-850h	£1,327	£1,862



OP120/HA

### Optima Plus Height Adjustable 120 Degree Workstation

- Standard lead times. • 25mm top panel.
- Sit / sit height adjustment of 650mm-850mm via crank handle.
- Can be configured as a singular workstation or in modules of 3, 6, 9 etc.

	MFC	Veneer
<b>OP120/HA</b> - 2078w (extreme) x 650-850h (1200w back edge x 800d return)	£1,831	£2,341
<b>OP120/6/HA</b> - 1732w (extreme) x 650-850h (1000w back edge x 600d return)	£1,764	£2,184

# Optima Plus

## Fixed Height Workstations

**MFC:** Available in Ash, Autumn Cherry, Beech, Chester Oak, English Walnut, Grey, Grey Nebraska Oak, Laurentii Wenge, Natural Nebraska Oak and White  
**Veneer:** Available in Oak and Walnut (3 Week Lead Time)  
**Edging:** Add £36 for Wenge and Black per top - Add £46 for Plywood Effect per top - Edging on 25mm White MFC only  
**Metalwork:** Add 0% for Silver, Black Graphite and White - Add 15% for Chrome Effect



OPR16

### Optima Plus Fixed Height Rectangular Desk

• Standard lead times. • 25mm top panel. • Wire managed legs as standard.

		MFC	Veneer
<b>OPR18</b>	- 1800w x 800d x 740h	£654	£950
<b>OPR16</b>	- 1600w x 800d x 740h	£630	£916
<b>OPR14</b>	- 1400w x 800d x 740h	£612	£885
<b>OPR12</b>	- 1200w x 800d x 740h	£594	£856
<b>OPR10</b>	- 1000w x 800d x 740h	£571	£829
<b>OPR8</b>	- 800w x 800d x 740h	£548	£794
<b>OPR18/6</b>	- 1800w x 600d x 740h	£630	£916
<b>OPR16/6</b>	- 1600w x 600d x 740h	£616	£890
<b>OPR14/6</b>	- 1400w x 600d x 740h	£597	£862
<b>OPR12/6</b>	- 1200w x 600d x 740h	£583	£836
<b>OPR10/6</b>	- 1000w x 600d x 740h	£560	£806
<b>OPR8/6</b>	- 800w x 600d x 740h	£543	£788



OPRB16

### Optima Plus Fixed Height Bow Fronted Rectangular Desk

• Standard lead times. • 25mm top panel. • Wire managed legs as standard.

		MFC	Veneer
<b>OPRB18</b>	- 1800w x 900d x 740h	£909	£1,316
<b>OPRB16</b>	- 1600w x 900d x 740h	£887	£1,279



OPR20DRH

### Optima Plus Fixed Height 'D' Ended Desk

• Standard lead times. • 25mm top panel. • Wire managed legs as standard.

		MFC	Veneer
<b>OPR22D... (LH or RH)</b>	- 2200w x 800d x 740h	£967	£1,397
<b>OPR20D... (LH or RH)</b>	- 2000w x 800d x 740h	£947	£1,372



OPRE19RH

### Optima Plus Fixed Height Radius Executive Desk

• Standard lead times. • 25mm top panel. • Wire managed legs as standard.

		MFC	Veneer
<b>OPRE19... (LH or RH)</b>	- 1900w x 1000d x 740h	£909	£1,316



OPC16RH

### Optima Plus Fixed Height Crescent Workstation

• Standard lead times. • 25mm top panel. • Wire managed legs as standard. • 600mm return.

		MFC	Veneer
<b>OPC18... (LH or RH)</b>	- 1800w x 1200d x 740h	£971	£1,410
<b>OPC16... (LH or RH)</b>	- 1600w x 1200d x 740h	£932	£1,351
<b>OPC14... (LH or RH)</b>	- 1400w x 1200d x 740h	£902	£1,303

# Optima Plus

## Fixed Height Workstations

**MFC:** Available in Ash, Autumn Cherry, Beech, Chester Oak, English Walnut, Grey, Grey Nebraska Oak, Laurentii Wenge, Natural Nebraska Oak and White  
**Veneer:** Available in Oak and Walnut (3 Week Lead Time)  
**Edging:** Add £36 for Wenge and Black per top - Add £46 for Plywood Effect per top - Edging on 25mm White MFC only  
**Metalwork:** Add 0% for Silver, Black Graphite and White - Add 15% for Chrome Effect



OPCB18RH

### Optima Plus Fixed Height Bow Fronted Crescent Workstation

- Standard lead times. • 25mm top panel. • Wire managed legs as standard. • 600mm return.

**OPCB18... (LH or RH)** - 1800w x 1300d x 740h \_\_\_\_\_ **MFC** **Veneer**  
 £1,225 £1,770

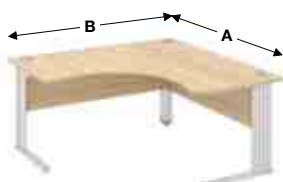


OPRC19RH

### Optima Plus Fixed Height Radius Crescent Workstation

- Standard lead times. • 25mm top panel. • Wire managed legs as standard. • 600mm return.

**OPRC19... (LH or RH)** - 1900w x 1200d x 740h \_\_\_\_\_ **MFC** **Veneer**  
 £1,225 £1,770



OPSC16A

### Optima Plus Fixed Height Symmetrical Crescent Workstation

- Standard lead times. • 25mm top panel. • Wire managed legs as standard. • 2x 800mm ends.
- The grain direction is shown as 'A' and 'B'.

**OPSC18A** - 1800w x 1800d x 740h \_\_\_\_\_ **MFC** **Veneer**  
**OPSC18B** - 1800w x 1800d x 740h \_\_\_\_\_ £1,225 £1,770  
**OPSC16A** - 1600w x 1600d x 740h \_\_\_\_\_ £1,152 £1,664  
**OPSC16B** - 1600w x 1600d x 740h \_\_\_\_\_ £1,152 £1,664



OPW16RH

### Optima Plus Fixed Height Single Wave Desk

- Standard lead times. • 25mm top panel. • Wire managed legs as standard.

**OPW18... (LH or RH)** - 1800w x 1000-800d x 740h \_\_\_\_\_ **MFC** **Veneer**  
**OPW16... (LH or RH)** - 1600w x 1000-800d x 740h \_\_\_\_\_ £787 £1,138  
**OPW14... (LH or RH)** - 1400w x 1000-800d x 740h \_\_\_\_\_ £764 £1,098  
**OPW12... (LH or RH)** - 1200w x 1000-800d x 740h \_\_\_\_\_ £737 £1,065  
**OPW18/6... (LH or RH)** - 1800w x 800-600d x 740h \_\_\_\_\_ £703 £1,018  
**OPW16/6... (LH or RH)** - 1600w x 800-600d x 740h \_\_\_\_\_ £750 £1,085  
**OPW14/6... (LH or RH)** - 1400w x 800-600d x 740h \_\_\_\_\_ £726 £1,045  
**OPW12/6... (LH or RH)** - 1200w x 800-600d x 740h \_\_\_\_\_ £701 £1,015  
 £670 £967



OPDW16/9

### Optima Plus Fixed Height Double Wave Desk

- Standard lead times. • 25mm top panel. • Wire managed legs as standard.

**OPDW18/10** - 900d Centre - 1800w x 1000d x 740h \_\_\_\_\_ **MFC** **Veneer**  
**OPDW16/10** - 900d Centre - 1600w x 1000d x 740h \_\_\_\_\_ £857 £1,209  
 £828 £1,171  
**OPDW18/9** - 800d Centre - 1800w x 900d x 740h \_\_\_\_\_ £811 £1,159  
**OPDW16/9** - 800d Centre - 1600w x 900d x 740h \_\_\_\_\_ £782 £1,126

# Optima Plus

## Fixed Height and Linking Workstations

**MFC:** Available in Ash, Autumn Cherry, Beech, Chester Oak, English Walnut, Grey, Grey Nebraska Oak, Laurentii Wenge, Natural Nebraska Oak and White  
**Veneer:** Available in Oak and Walnut (*3 Week Lead Time*)  
**Edging:** Add £36 for Wenge and Black per top - Add £46 for Plywood Effect per top - Edging on 25mm White MFC only  
**Metalwork:** Add 0% for Silver, Black Graphite and White - Add 15% for Chrome Effect



OP120

### Optima Plus Fixed Height 120 Degree Workstation

- Standard lead times. • 25mm top panel.
- Can be configured as a singular workstation or in modules of 3, 6, 9 etc.
- Wire managed legs as standard.

		MFC	Veneer
<b>OP120</b>	- 2078w (extreme) x 740h (1200w back edge x 800d return)	£967	£1,397
<b>OP120/6</b>	- 1732w (extreme) x 740h (1000w back edge x 600d return)	£865	£1,188



OPK20

### Optima Plus Fixed Height Kidney Desk

- Standard lead times. • 25mm top panel. • Wire managed legs as standard.

		MFC	Veneer
<b>OPK20</b>	- 2000w (extreme) x 800d x 740h	£967	£1,397



OPRR18

### Optima Plus Fixed Height Radius Reception Desk

- Standard lead times. • 25mm top panel. • Wire managed legs as standard.

		MFC	Veneer
<b>OPRR20</b>	- 2000w (extreme) x 800d x 740h	£1,159	£1,804
<b>OPRR18</b>	- 1800w (extreme) x 800d x 740h	£1,048	£1,629



OPRDRH

### Optima Plus Fixed Height Reception Desk

- Standard lead times. • 2x 25mm top panels. • 850mm and 600mm ends are slightly curved.
- Wire managed legs as standard.

		MFC	Veneer
<b>OPRD... (LH or RH)</b>	- 1850w (extreme) x 1800d x 740h	£1,762	£2,546



OPLW8/6

### Optima Plus Fixed Height Linking Workstation

- Standard lead times. • 25mm top panel. • Links 800mm and 600mm deep desks.
- Wire managed legs as standard.

		MFC	Veneer
<b>OPLW8/6</b>	- Links 800d Ends - 1225w x 1225d x 740h	£852	£1,234
<b>OPLW8/4</b>	- Links 800d Ends - 1083w x 1083d x 740h	£822	£1,193
<b>OPLW6</b>	- Links 600d Ends - 1025w x 1025d x 740h	£792	£1,145



# Optima Plus

## Returns and Extensions

<b>MFC:</b>	Available in Ash, Autumn Cherry, Beech, Chester Oak, English Walnut, Grey, Grey Nebraska Oak, Laurentii Wenge, Natural Nebraska Oak and White
<b>Veneer:</b>	Available in Oak and Walnut ( <i>3 Week Lead Time</i> )
<b>Edging:</b>	Add £36 for Wenge and Black per top - Add £46 for Plywood Effect per top - Edging on 25mm White MFC only
<b>Metalwork:</b>	Add 0% for Silver, Black Graphite and White - Add 15% for Chrome Effect



OPLU90R

### Optima Plus Curved Linking Extension

- Standard lead times.
- 25mm top panel.
- Links 800mm deep workstations.

	MFC	Veneer
<b>OPLU90R</b> - Links 800d Ends - 800w x 800d x 740h	£264	£381



OPLU8L

### Optima Plus Square Linking Extension

- Standard lead times.
- 25mm top panel.
- Links 800mm deep workstations.

	MFC	Veneer
<b>OPLU8L</b> - Links 800d Ends - 800w x 800d x 740h	£264	£381



OPSR10/6RH

### Optima Plus Fixed Height Secretarial Return

- Standard lead times.
- 25mm top panel.
- Wire managed legs as standard.
- Compatible with rectangular, bow fronted rectangular and 'D' ended desks only.

	MFC	Veneer
<b>OPSR10/6... (LH or RH)</b> - 1000w x 600d x 740h	£418	£603



OPSCMT16

### Optima Plus Meeting Extension

- Standard lead times.
- 25mm top panel.
- Complete with 120mm diameter support leg on 300mm diameter base.

	MFC	Veneer
<b>OPSCMT16</b> - For 1600d Ends - 1600w x 660d x 740h	£792	£1,151
<b>OPSCMT12</b> - For 1200d Ends - 1200w x 600d x 740h	£765	£1,102
<b>OPSCMT8</b> - For 800d Ends - 800w x 600d x 740h	£711	£1,033
<b>OPSCMT120</b> - For OP120 - 1600w x 660d x 740h	£792	£1,151
<b>OPDWSCMT18</b> - For 900d Double Wave Desks - 1800w x 800d x 740h	£921	£1,345



OPDWSCMT

### Optima Plus Meeting Extension

- Standard lead times.
- 25mm top panel.
- Complete with 2x 60mm diameter support legs.

	MFC	Veneer
<b>OPDWSCMT</b> - For 1000d Double Wave Desks - 2000w x 800d x 740h	£939	£1,362

# Optima Plus

## Accessories

**Metalwork:** Add 0% for Silver, Black Graphite and White - Add 15% for Chrome Effect

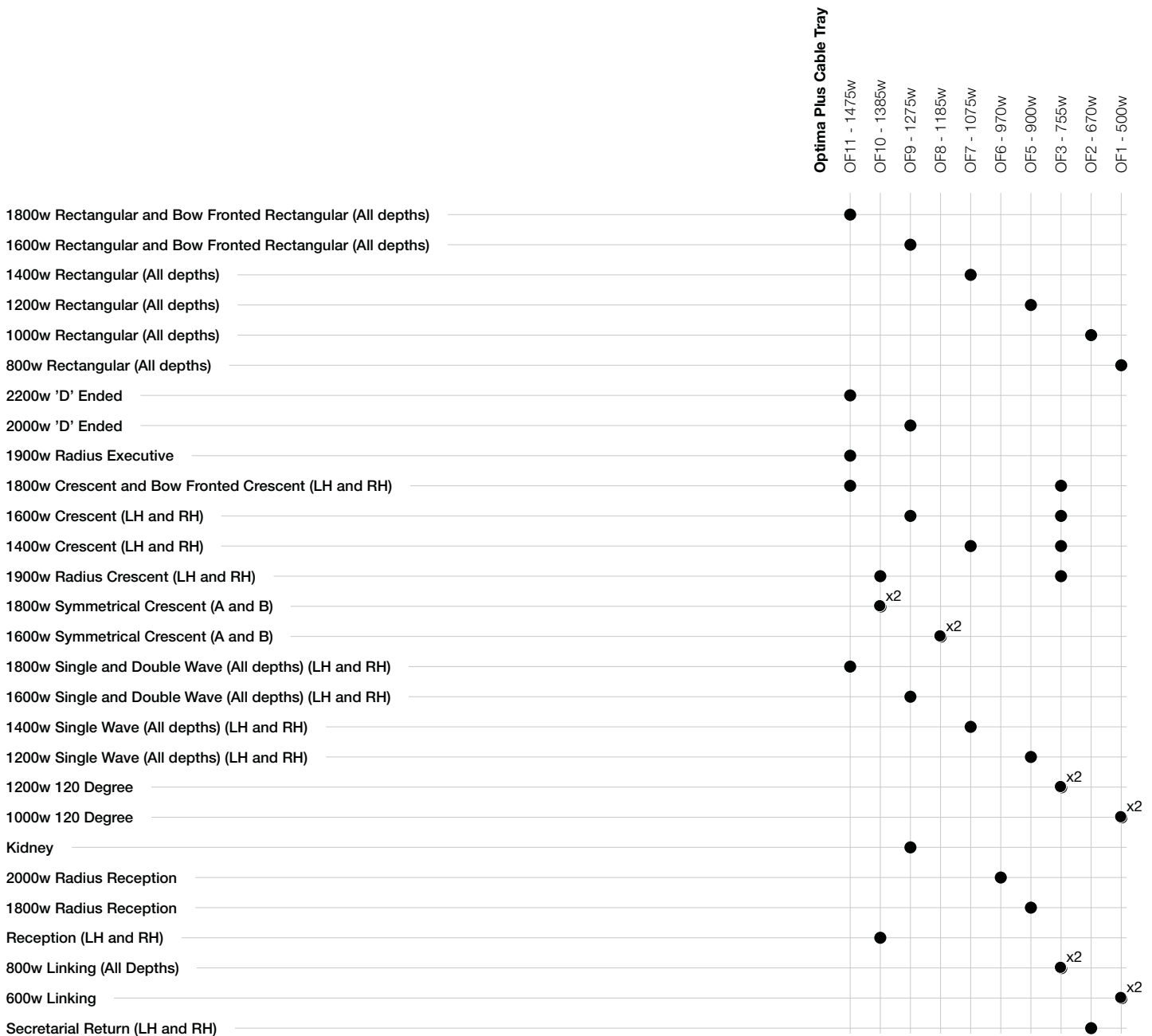


OF9

### Optima Plus Cable Tray

- Standard lead times.
- Cable trays are 100mm deep and 110mm high.
- For compatible desks, see below.

Model	Width	Price	Metalwork
OF11	1475w	£84	
OF10	1385w	£81	
OF9	1275w	£78	
OF8	1185w	£71	
OF7	1075w	£68	
OF6	970w	£66	
OF5	900w	£65	
OF3	755w	£61	
OF2	670w	£60	
OF1	500w	£55	



# Optima Plus


## Featured Compatible Items and Compatibility Breakdown

### Optima Plus Featured Compatible Items

				
<p><b>CPU Holder</b></p> <ul style="list-style-type: none"> <li>Includes mounting kit.</li> </ul>	<p><b>Maya Monitor Arm</b></p> <ul style="list-style-type: none"> <li>Clamp On and Bolt Through Desk Fixings.</li> </ul>	<p><b>Maya Dual Monitor Arm</b></p> <ul style="list-style-type: none"> <li>Clamp On and Bolt Through Desk Fixings.</li> </ul>	<p><b>Maya Laptop Stand</b></p> <ul style="list-style-type: none"> <li>Attaches onto Maya Monitor Arms.</li> </ul>	<p><b>Slinky Cable Riser</b></p> <ul style="list-style-type: none"> <li>Suitable for all desk ranges.</li> </ul>
<p><b>CPU (Black)</b> - £188 <b>CPU/W (White)</b> - £188</p>	<p><b>MMA1/W (White)</b> - £200 <b>MMA1/B (Black)</b> - £200</p>	<p><b>MMA2/W (White)</b> - £275 <b>MMA2/B (Black)</b> - £275</p>	<p><b>MMA/LS/B (Black)</b> - £57</p>	<p><b>SCR/S (Silver)</b> - £54 <b>SCR/B (Black)</b> - £54 <b>SCR/W (White)</b> - £54</p>
<p>See page 316 for details.</p>	<p>See page 312 for details.</p>	<p>See page 312 for details.</p>	<p>See page 312 for details.</p>	<p>See page 316 for details.</p>

### Optima Plus Compatibility Breakdown

- **Black** - Compatible
- **Orange** - Non-standard position required
- **Blue** - Conflict when using screens without .../V



# Optima Plus

## Conference Tables

**MFC:** Available in Ash, Autumn Cherry, Beech, Chester Oak, English Walnut, Grey, Grey Nebraska Oak, Laurentii Wenge, Natural Nebraska Oak and White  
**Veneer:** Available in Oak and Walnut (3 Week Lead Time)  
**Edging:** Add £36 for Wenge and Black per top - Add £46 for Plywood Effect per top - Edging on 25mm White MFC only  
**Metalwork:** Add 0% for Silver, Black Graphite and White - Add 15% for Chrome Effect  
 Add 12% for Praline, Olive Green, Atlantic Blue, Sapphire Blue, Mustard Yellow, Terracotta and Conker Brown (2 Week Lead Time)



OPCONF3

### Optima Plus Double 'D' Ended Conference Table

• Standard lead times. • 25mm top panel. • 'I' frame leg configuration with modesty panel.

**OPCONF3** - 4800w x 1200d x 740h  
 2x 1700mm and 1x 1400mm Sections - Seating up to 14 People

MFC	Veneer
£2,940	£4,560



OPCONF2

### Optima Plus Double 'D' Ended Conference Table

• Standard lead times. • 25mm top panel. • 'I' frame leg configuration with modesty panel.

**OPCONF2** - 3400w x 1200d x 740h  
 2x 1700mm Sections - Seating up to 10 People

MFC	Veneer
£2,300	£3,568



OPCONF1B

### Optima Plus Double 'D' Ended Conference Table

• Standard lead times. • 25mm top panel. • 'I' frame leg configuration with modesty panel.

**OPCONF1B** - 2400w x 1200d x 740h  
 1x 2400mm Section - Seating up to 8 People

MFC	Veneer
£1,378	£2,141

**OPCONF1A** - 2000w x 1200d x 740h  
 1x 2000mm Section - Seating up to 8 People

MFC	Veneer
£1,151	£1,782

# Optima Plus

## Conference and Meeting Tables

**MFC:** Available in Ash, Autumn Cherry, Beech, Chester Oak, English Walnut, Grey, Grey Nebraska Oak, Laurentii Wenge, Natural Nebraska Oak and White  
**Veneer:** Available in Oak and Walnut (3 Week Lead Time)  
**Edging:** Add £36 for Wenge and Black per top - Add £46 for Plywood Effect per top - Edging on 25mm White MFC only  
**Metalwork:** Add 0% for Silver, Black Graphite and White - Add 15% for Chrome Effect  
 Add 12% for Praline, Olive Green, Atlantic Blue, Sapphire Blue, Mustard Yellow, Terracotta and Conker Brown (2 Week Lead Time)



OPCONF1CB

### Optima Plus Double 'D' Ended Conference Table

- Standard lead times. • 25mm top panel. • 120mm diameter legs on 685mm diameter bases.

	MFC	Veneer
<b>OPCONF1CB</b> - 2400w x 1200d x 740h 1x 2400mm Section - Seating up to 8 People	£1,378	£2,141
<b>OPCONF1CA</b> - 2000w x 1200d x 740h 1x 2000mm Section - Seating up to 6 People	£1,151	£1,782



OPCONF1SB

### Optima Plus Rectangular Conference Table

- Standard lead times. • 25mm top panel. • Supplied with MT01 bases.
- Wire managed base, 80mm aperture, located within the column. • 100mm square column.
- Heavy duty weighted 505mm square x 15mm deep base. • Levelling feet.

	MFC	Veneer
<b>OPCONF1SB</b> - 2400w x 1200d x 740h 1x 2400mm Section - Seating up to 8 People	£1,378	£2,141
<b>OPCONF1SA</b> - 2000w x 1200d x 740h 1x 2000mm Section - Seating up to 8 People	£1,151	£1,782



OPDDMT24

### Optima Plus Double 'D' Ended Meeting Table

- Standard lead times. • 25mm top panel. • 'I' frame leg configuration with modesty panel.

	MFC	Veneer
<b>OPDDMT26</b> - 2600w x 800d x 740h	£1,007	-
<b>OPDDMT24</b> - 2400w x 800d x 740h	£986	£1,423
<b>OPDDMT22</b> - 2200w x 800d x 740h	£970	£1,404
<b>OPDDMT20</b> - 2000w x 800d x 740h	£947	£1,372



OPDMT20

### Optima Plus 'D' Ended Meeting Table

- Standard lead times. • 25mm top panel. • 'I' frame leg configuration with modesty panel.

	MFC	Veneer
<b>OPDMT22</b> - 2200w x 800d x 740h	£921	£1,331
<b>OPDMT20</b> - 2000w x 800d x 740h	£900	£1,309
<b>OPDMT18</b> - 1800w x 800d x 740h	£884	£1,275
<b>OPDMT16</b> - 1600w x 800d x 740h	£863	£1,250



OPRMT16

### Optima Plus Rectangular Meeting Table

- Standard lead times. • 25mm top panel. • 'I' frame leg configuration with modesty panel.

	MFC	Veneer
<b>OPRMT18</b> - 1800w x 800d x 740h	£696	£1,007
<b>OPRMT16</b> - 1600w x 800d x 740h	£676	£980
<b>OPRMT14</b> - 1400w x 800d x 740h	£659	£955
<b>OPRMT12</b> - 1200w x 800d x 740h	£637	£924

# Callisto

Fixed Height Workstations and Meeting



A simplistic design provides the structure of Callisto, supporting an almost invisible wire management system. Cables can be routed from the base of the leg upright via an attractive and removable cable riser, to an optional horizontal cable tray, to carry high capacity wires under the desk top. The simple and well-engineered design of Callisto, ensures a swift and efficient installation.



# Callisto

## Fixed Height Workstations

**MFC:** Available in Ash, Autumn Cherry, Beech, Chester Oak, English Walnut, Grey, Grey Nebraska Oak, Laurentii Wenge, Natural Nebraska Oak and White  
**Veneer:** Available in Oak and Walnut (3 Week Lead Time)  
**Edging:** Add £36 for Wenge and Black per top - Add £46 for Plywood Effect per top - Edging on 25mm White MFC only  
**Metalwork:** Add 0% for Silver, Black Graphite and White - Add 15% for Chrome Effect



CR16

### Callisto Rectangular Desk

- Standard lead times. • 25mm top panel.
- Horizontal cable clips and 2x vertical cable risers as standard.

		MFC	Veneer
<b>CR18</b>	- 1800w x 800d x 740h	£654	£950
<b>CR16</b>	- 1600w x 800d x 740h	£630	£916
<b>CR14</b>	- 1400w x 800d x 740h	£612	£885
<b>CR12</b>	- 1200w x 800d x 740h	£594	£856
<b>CR10</b>	- 1000w x 800d x 740h	£571	£829
<b>CR18/6</b>	- 1800w x 600d x 740h	£630	£916
<b>CR16/6</b>	- 1600w x 600d x 740h	£616	£890
<b>CR14/6</b>	- 1400w x 600d x 740h	£597	£862
<b>CR12/6</b>	- 1200w x 600d x 740h	£583	£836
<b>CR10/6</b>	- 1000w x 600d x 740h	£560	£806



CRB16

### Callisto Bow Fronted Rectangular Desk

- Standard lead times. • 25mm top panel.
- Horizontal cable clips and 2x vertical cable risers as standard.

		MFC	Veneer
<b>CRB18</b>	- 1800w x 900d x 740h	£909	£1,316
<b>CRB16</b>	- 1600w x 900d x 740h	£887	£1,279



CR20DRH

### Callisto 'D' Ended Desk

- Standard lead times. • 25mm top panel.
- Horizontal cable clips and 2x vertical cable risers as standard.

		MFC	Veneer
<b>CR22D... (LH or RH)</b>	- 2200w x 800d x 740h	£964	£1,396
<b>CR20D... (LH or RH)</b>	- 2000w x 800d x 740h	£947	£1,372



CRE19RH

### Callisto Radius Executive Desk

- Standard lead times. • 25mm top panel.
- Horizontal cable clips and 2x vertical cable risers as standard.

		MFC	Veneer
<b>CRE19... (LH or RH)</b>	- 1900w x 1000d x 740h	£909	£1,316



CC16RH

### Callisto Crescent Workstation

- Standard lead times. • 25mm top panel.
- Horizontal cable clips and 2x vertical cable risers as standard. • 600mm return.

		MFC	Veneer
<b>CC18... (LH or RH)</b>	- 1800w x 1200d x 740h	£971	£1,410
<b>CC16... (LH or RH)</b>	- 1600w x 1200d x 740h	£932	£1,351
<b>CC14... (LH or RH)</b>	- 1400w x 1200d x 740h	£902	£1,303

# Callisto

## Fixed Height Workstations

**MFC:** Available in Ash, Autumn Cherry, Beech, Chester Oak, English Walnut, Grey, Grey Nebraska Oak, Laurentii Wenge, Natural Nebraska Oak and White  
**Veneer:** Available in Oak and Walnut (3 Week Lead Time)  
**Edging:** Add £36 for Wenge and Black per top - Add £46 for Plywood Effect per top - Edging on 25mm White MFC only  
**Metalwork:** Add 0% for Silver, Black Graphite and White - Add 15% for Chrome Effect



CCB18RH

### Callisto Bow Fronted Crescent Workstation

- Standard lead times. • 25mm top panel.
- Horizontal cable clips and 2x vertical cable risers as standard. • 600mm return.

	<b>MFC</b>	<b>Veneer</b>
<b>CCB18... (LH or RH)</b> - 1800w x 1300d x 740h	£1,225	£1,770

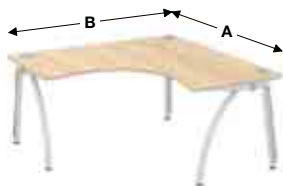


CRC19RH

### Callisto Radius Crescent Workstation

- Standard lead times. • 25mm top panel.
- Horizontal cable clips and 2x vertical cable risers as standard. • 600mm return.

	<b>MFC</b>	<b>Veneer</b>
<b>CRC19... (LH or RH)</b> - 1900w x 1200d x 740h	£1,225	£1,770



CSC16A

### Callisto Symmetrical Crescent Workstation

- Standard lead times. • 25mm top panel.
- Horizontal cable clips and 2x vertical cable risers as standard. • 2x 800mm ends.
- The grain direction is shown as 'A' and 'B'.

	<b>MFC</b>	<b>Veneer</b>
<b>CSC18A</b> - 1800w x 1800d x 740h	£1,225	£1,770
<b>CSC18B</b> - 1800w x 1800d x 740h	£1,225	£1,770
<b>CSC16A</b> - 1600w x 1600d x 740h	£1,152	£1,664
<b>CSC16B</b> - 1600w x 1600d x 740h	£1,152	£1,664



CW16RH

### Callisto Single Wave Desk

- Standard lead times. • 25mm top panel.
- Horizontal cable clips and 2x vertical cable risers as standard.

	<b>MFC</b>	<b>Veneer</b>
<b>CW18... (LH or RH)</b> - 1800w x 1000-800d x 740h	£787	£1,138
<b>CW16... (LH or RH)</b> - 1600w x 1000-800d x 740h	£764	£1,098
<b>CW14... (LH or RH)</b> - 1400w x 1000-800d x 740h	£737	£1,065
<b>CW12... (LH or RH)</b> - 1200w x 1000-800d x 740h	£703	£1,018
<b>CW18/6... (LH or RH)</b> - 1800w x 800-600d x 740h	£750	£1,085
<b>CW16/6... (LH or RH)</b> - 1600w x 800-600d x 740h	£726	£1,045
<b>CW14/6... (LH or RH)</b> - 1400w x 800-600d x 740h	£701	£1,015
<b>CW12/6... (LH or RH)</b> - 1200w x 800-600d x 740h	£670	£967



CDW16/9

### Callisto Double Wave Desk

- Standard lead times. • 25mm top panel.
- Horizontal cable clips and 2x vertical cable risers as standard.

	<b>MFC</b>	<b>Veneer</b>
<b>CDW18/10</b> - 900d Centre - 1800w x 1000d x 740h	£817	£1,166
<b>CDW16/10</b> - 900d Centre - 1600w x 1000d x 740h	£788	£1,131
<b>CDW18/9</b> - 800d Centre - 1800w x 900d x 740h	£811	£1,159
<b>CDW16/9</b> - 800d Centre - 1600w x 900d x 740h	£782	£1,126



# Callisto

## Fixed Height Workstations, Extensions and Accessories

**MFC:** Available in Ash, Autumn Cherry, Beech, Chester Oak, English Walnut, Grey, Grey Nebraska Oak, Laurentii Wenge, Natural Nebraska Oak and White  
**Veneer:** Available in Oak and Walnut (*3 Week Lead Time*)  
**Edging:** Add £36 for Wenge and Black per top - Add £46 for Plywood Effect per top - Edging on 25mm White MFC only  
**Metalwork:** Add 0% for Silver, Black Graphite and White - Add 15% for Chrome Effect



C120

### Callisto 120 Degree Workstation

- Standard lead times. • 25mm top panel.
- Can be configured as a single workstation or in modules of 3, 6, 9, etc.
- Horizontal cable clips and 2x vertical cable risers as standard.

		MFC	Veneer
<b>C120</b>	- 2078w (extreme) x 740h (1200w back edge x 800d return)	£967	£1,397
<b>C120/6</b>	- 1732w (extreme) x 740h (1000w back edge x 600d return)	£870	£1,250



CK20

### Callisto Kidney Desk

- Standard lead times. • 25mm top panel.
- Horizontal cable clips and 2x vertical cable risers as standard.

		MFC	Veneer
<b>CK20</b>	- 2000w (extreme) x 800d x 740h	£967	£1,397



CRR18

### Callisto Radius Reception Desk

- Standard lead times. • 25mm top panel.
- Horizontal cable clips and 2x vertical cable risers as standard.

		MFC	Veneer
<b>CRR20</b>	- 2000w (extreme) x 800d x 740h	£1,159	£1,804
<b>CRR18</b>	- 1800w (extreme) x 800d x 740h	£1,048	£1,629



CRDRH

### Callisto Reception Desk

- Standard lead times. • 2x 25mm top panels. • 850mm and 600mm ends are slightly curved.
- Horizontal cable clips and 2x vertical cable risers as standard.

		MFC	Veneer
<b>CRD... (LH or RH)</b>	- 1850w (extreme) x 1800d x 740h	£1,762	£2,546



CSCMT16

### Callisto Meeting Extension

- Standard lead times. • 25mm top panel. • Complete with fixing beams.

		MFC	Veneer
<b>CSCMT16</b>	- For 1600d Ends - 1600w x 660d x 740h	£703	£1,018
<b>CSCMT12</b>	- For 1200d Ends - 1200w x 600d x 740h	£676	£980
<b>CSCMT8</b>	- For 800d Ends - 800w x 600d x 740h	£451	£649
<b>CSCMT120</b>	- For C120 - 1600w x 660d x 740h	£703	£1,018



CMP16  
Illustrated in red

### Callisto Steel Modesty Panel

- Standard lead times. • Modesty panels are 400mm high.

			Metalwork
<b>CMP18</b>	- For 1800w Workstations - 1400w		£200
<b>CMP16</b>	- For 1600w Workstations - 1200w		£195
<b>CMP14</b>	- For 1400w Workstations - 1000w		£191
<b>CMP12</b>	- For 1200w Workstations - 800w		£190
<b>CMP10</b>	- For 1000w Workstations - 600w		£181
<b>CRMP20</b>	- For CRR20 - Curved		£248
<b>CRMP18</b>	- For CRR18 - Curved		£237
<b>CKMP</b>	- For CK20 - Curved		£244

# Callisto

## Accessories, Featured Compatible Items and Compatibility Breakdown

**Metalwork:** Add 0% for Silver, Black Graphite and White - Add 15% for Chrome Effect



CWMT16  
Illustrated in red

### Callisto Cable Tray

- Standard lead times.
- High capacity cable tray to conceal power, data and telecom cables through a hinged tray.
- Cable trays are 130mm deep and 75mm high.

Model	Power Rating	Price	Metalwork
CWMT18	- For 1800w Workstations - 1300w	£143	
CWMT16	- For 1600w Workstations - 1100w	£127	
CWMT14	- For 1400w Workstations - 900w	£107	
CWMT12	- For 1200w Workstations - 700w	£92	
CWMT10	- For 1000w Workstations - 500w	£74	

### Callisto Featured Compatible Items



#### CPU Holder

- Includes mounting kit.

CPU (Black) - £188  
CPU/W (White) - £188

See page 316 for details.



#### Maya Monitor Arm

- Clamp On and Bolt Through Desk Fixings.

MMA1/W (White) - £200  
MMA1/B (Black) - £200

See page 312 for details.



#### Maya Dual Monitor Arm

- Clamp On and Bolt Through Desk Fixings.

MMA2/W (White) - £275  
MMA2/B (Black) - £275

See page 312 for details.



#### Maya Laptop Stand

- Attaches onto Maya Monitor Arms.

MMA/LS/B (Black) - £57

See page 312 for details.



#### Slinky Cable Riser

- Suitable for all desk ranges.

SCR/S (Silver) - £54  
SCR/B (Black) - £54  
SCR/W (White) - £54

See page 316 for details.

### Callisto Compatibility Breakdown

- **Black** - Compatible
- **Blue** - Conflict when using screens without .../V

Callisto Item	Kaspa, page 300	Prime, page 300	Boardroom, page 301	Conus, page 302	Peak, page 303	Escalate, page 303	Wireless Charging Unit, page 304	Port Hole, page 305	Pix, page 305	Pluto, page 306	Inca, page 306	Flex, page 307	Boost, page 307	Capsule, page 308	Plaza, page 309	Wieland Socket Boxes, page 309
Callisto - Rectangular, 'D' Ended and Radius Executive	●	●				●	●	●	●	●	●	●	●	●	●	●
Callisto - Bow Fronted Rectangular and Crescent	●	●				●	●	●	●	●	●	●	●	●	●	●
Callisto - Crescent, Radius Crescent and Symmetrical Crescent	●	●				●	●	●	●	●	●	●	●	●	●	●
Callisto - Single and Double Wave	●	●				●	●	●	●	●	●	●	●	●	●	●
Callisto - 120 Degree	●	●				●	●	●	●	●	●	●	●	●	●	●
Callisto - Kidney, Radius Reception and Reception	●	●				●	●	●	●	●	●	●	●	●	●	●
Callisto - Linking	●	●				●	●	●	●	●	●	●	●	●	●	●
Callisto - Secretarial Return								●	●			●		●		
Callisto - Meeting / Conference	●	●	●	●	●	●	●	●	●	●	●	●	●	●	●	●

# Callisto

## Conference and Meeting Tables

**MFC:** Available in Ash, Autumn Cherry, Beech, Chester Oak, English Walnut, Grey, Grey Nebraska Oak, Laurentii Wenge, Natural Nebraska Oak and White  
**Veneer:** Available in Oak and Walnut (3 Week Lead Time)  
**Edging:** Add £36 for Wenge and Black per top - Add £46 for Plywood Effect per top - Edging on 25mm White MFC only  
**Metalwork:** Add 0% for Silver, Black Graphite and White - Add 15% for Chrome Effect  
 Add 12% for Praline, Olive Green, Atlantic Blue, Sapphire Blue, Mustard Yellow, Terracotta and Conker Brown (2 Week Lead Time)



CSCT



CSCTI

### Callisto Segué Conference Table

• Standard lead times. • 25mm top panel. • 'A' frame style leg configuration. • Optional infill panel. **MFC** **Veneer**

**CSCT** - 4830w (extreme) x 2470d (extreme) x 740h £4,368 £6,317  
 6x Curved Sections and 2x Curved Corner Sections - Seating up to 16 People

**CSCTI** - Infill Panel Only £699 £1,009



CSMT



CSMTI

### Callisto Segué Meeting Table

• Standard lead times. • 25mm top panel. • 'A' frame style leg configuration. • Optional infill panel. **MFC** **Veneer**

**CSMT** - 2830w (extreme) x 2755d (extreme) x 740h £3,912 £5,663  
 3x Curved Sections and 3x Curved Corner Sections - Seating up to 12 People

**CSMTI** - Infill Panel Only £572 £833



COCT24


### Callisto Oval Conference Table

• Standard lead times. • 25mm top panel. • 'A' frame style leg configuration. **MFC** **Veneer**

**COCT24** - 2400w x 1200d x 740h £1,630 £2,363  
 1x 2400mm Section - Seating up to 8 People

# Windsor

Fixed Height Workstations and Meeting



Windsor features panel ended workstations, delivering a distinct and executive finish. The traditional appearance offers a clean, premium feel within the set environment. Windsor offers a vast number of configurations and footprints meeting the demands of a flexible workspace. These include single desks, managerial workstations, reception units and meeting and conference tables.



# Windsor

## Fixed Height Workstations

**MFC:** Available in Ash, Autumn Cherry, Beech, Chester Oak, English Walnut, Grey, Grey Nebraska Oak, Laurentii Wenge, Natural Nebraska Oak and White  
**Veneer:** Available in Oak and Walnut (*3 Week Lead Time*)  
**Edging:** Add £36 for Wenge and Black per top - Add £46 for Plywood Effect per top - *Edging on 25mm White MFC only*  
**Metalwork:** Add 0% for Silver



WR16

### Windsor Rectangular Desk

• Standard lead times. • 25mm top panel.

		MFC	Veneer
<b>WR18</b>	- 1800w x 800d x 740h	£567	£878
<b>WR16</b>	- 1600w x 800d x 740h	£546	£849
<b>WR14</b>	- 1400w x 800d x 740h	£523	£815
<b>WR12</b>	- 1200w x 800d x 740h	£504	£787
<b>WR10</b>	- 1000w x 800d x 740h	£485	£760



WRB16

### Windsor Bow Fronted Rectangular Desk

• Standard lead times. • 25mm top panel.

		MFC	Veneer
<b>WRB18</b>	- 1800w x 900d x 740h	£811	£1,254
<b>WRB16</b>	- 1600w x 900d x 740h	£787	£1,223



WC16RH

### Windsor Crescent Workstation

• Standard lead times. • 25mm top panel. • 600mm return.

		MFC	Veneer
<b>WC18... (LH or RH)</b>	- 1800w x 1200d x 740h	£763	£1,180
<b>WC16... (LH or RH)</b>	- 1600w x 1200d x 740h	£723	£1,119
<b>WC14... (LH or RH)</b>	- 1400w x 1200d x 740h	£690	£1,061



# Windsor

## Fixed Height Workstations, Returns and Extensions

**MFC:** Available in Ash, Autumn Cherry, Beech, Chester Oak, English Walnut, Grey, Grey Nebraska Oak, Laurentii Wenge, Natural Nebraska Oak and White  
**Veneer:** Available in Oak and Walnut (3 Week Lead Time)  
**Edging:** Add £36 for Wenge and Black per top - Add £46 for Plywood Effect per top - Edging on 25mm White MFC only  
**Metalwork:** Add 0% for Silver, Black Graphite and White



WCB18RH

### Windsor Bow Fronted Crescent Workstation

- Standard lead times.
- 25mm top panel.
- 600mm return.

<b>WCB18... (LH or RH)</b> - 1800w x 1300d x 740h	<b>MFC</b>	<b>Veneer</b>
	£890	£1,380



WW16RH

### Windsor Single Wave Desk

- Standard lead times.
- 25mm top panel.

<b>WW18... (LH or RH)</b> - 1800w x 1000-800d x 740h	<b>MFC</b>	<b>Veneer</b>
<b>WW16... (LH or RH)</b> - 1600w x 1000-800d x 740h	£699	£1,085
<b>WW14... (LH or RH)</b> - 1400w x 1000-800d x 740h	£673	£1,045
<b>WW12... (LH or RH)</b> - 1200w x 1000-800d x 740h	£653	£1,014
	£627	£970



WDW16/9

### Windsor Double Wave Desk

- Standard lead times.
- 25mm top panel.

<b>WDW18/10</b> - 900d Centre - 1800w x 1000d x 740h	<b>MFC</b>	<b>Veneer</b>
<b>WDW16/10</b> - 900d Centre - 1600w x 1000d x 740h	£766	£1,151
<b>WDW18/9</b> - 800d Centre - 1800w x 900d x 740h	£742	£1,113
<b>WDW16/9</b> - 800d Centre - 1600w x 900d x 740h	£721	£1,103
	£699	£1,068



WSR10/6RH

### Windsor Secretarial Return

- Standard lead times.
- 25mm top panel.
- Compatible with rectangular desks and crescent workstations only.

<b>WSR10/6... (LH or RH)</b> - 1000w x 600d x 740h	<b>MFC</b>	<b>Veneer</b>
	£378	£585



WSCMT16

### Windsor Meeting Extension

- Standard lead times.
- 25mm top panel.
- Complete with 120mm diameter support leg on 300mm diameter base.

<b>WSCMT16</b> - For 1600d Ends - 1600w x 800d x 740h	<b>MFC</b>	<b>Veneer</b>
<b>WSCMT12</b> - For 1200d Ends - 1200w x 600d x 740h	£792	£1,151
<b>WSCMT8</b> - For 800d Ends - 800w x 600d x 740h	£765	£1,102
<b>WDWSCMT18</b> - For 900d Double Wave Desks - 1800w x 800d x 740h	£711	£1,033
	£921	£1,345



WDWSCMT

### Windsor Meeting Extension

- Standard lead times.
- 25mm top panel.
- Complete with 2x 60mm diameter support legs.

<b>WDWSCMT</b> - For 1000d Double Wave Desks - 2000w x 800d x 740h	<b>MFC</b>	<b>Veneer</b>
	£939	£1,362

# Windsor

## Fixed Height Reception Workstations and Counter Tops

**MFC:** Available in Ash, Autumn Cherry, Beech, Chester Oak, English Walnut, Grey, Grey Nebraska Oak, Laurentii Wenge, Natural Nebraska Oak and White  
**Veneer:** Available in Oak and Walnut (3 Week Lead Time)  
**Edging:** Add £36 for Wenge and Black per top - Add £46 for Plywood Effect per top - Edging on 25mm White MFC only  
**Metalwork:** Add 0% for Silver, Black Graphite and White



WRU18RH

### Windsor Bow Fronted Reception Workstation

- Standard lead times.
- 25mm top panel.
- 600mm return.
- Desktop is 745mm high.

	MFC	Veneer
<b>WRU20... (LH or RH)</b> - 2000w x 1350d x 1100h	£2,277	£3,529
<b>WRU18... (LH or RH)</b> - 1800w x 1350d x 1100h	£2,183	£3,384



RRRH

### Windsor Radius Reception Desk with DDA Extension

- Standard lead times.
- 25mm top panel.
- Designed for wheelchair visitor access.
- Complete with kick plate (stainless steel only).
- Delivered assembled.
- Desktop is 745mm high.

	MFC	Veneer
<b>RR... (LH or RH)</b> - 2800w (extreme) x 800d x 745h	£2,822	£4,375



RR

### Windsor Radius Reception Desk

- Standard lead times.
- 25mm top panel.
- Complete with kick plate (stainless steel only).
- Delivered assembled.
- Desktop is 745mm high.

	MFC	Veneer
<b>RR</b> - 1915w (extreme) x 800d x 745h	£2,463	£3,824



DCT

### Windsor Curved Double Counter Top

- Standard lead times.
- 25mm top panel.
- Windsor curved double counter top does not sit flush either end of Windsor radius reception desks due to its fixings.

	MFC	Veneer
<b>DCT</b> - 1800w (extreme) x 240d x 380h	£2,193	£3,396



SCT

### Windsor Curved Single Counter Top

- Standard lead times.
- 25mm top panel.
- Windsor curved single counter top can be positioned left, centre or right of the reception desk.

	MFC	Veneer
<b>SCT</b> - 980w x 240d x 380h	£1,162	£1,799

# Windsor

## Accessories and Featured Compatible Items

**Metalwork:** Add 0% for Silver, Black Graphite and White



OF9  
Illustrated in red


### Windsor Cable Tray

- Standard lead times.
- Cable trays are 100mm deep and 110mm high.
- For compatible desks, see below.

<b>OF11</b>	-	1475w
<b>OF9</b>	-	1275w
<b>OF7</b>	-	1075w
<b>OF5</b>	-	900w
<b>OF3</b>	-	755w
<b>OF2</b>	-	670w

### Metalwork

			£84
			£78
			£68
			£65
			£61
			£60



### Windsor Featured Compatible Items



#### CPU Holder

- Includes mounting kit.

<b>CPU</b> (Black)	-	£188
<b>CPU/W</b> (White)	-	£188

See page 316 for details.



#### Maya Monitor Arm

- Clamp On and Bolt Through Desk Fixings.

<b>MMA1/W</b> (White)	-	£200
<b>MMA1/B</b> (Black)	-	£200

See page 312 for details.



#### Maya Dual Monitor Arm

- Clamp On and Bolt Through Desk Fixings.

<b>MMA2/W</b> (White)	-	£275
<b>MMA2/B</b> (Black)	-	£275

See page 312 for details.



#### Maya Laptop Stand

- Attaches onto Maya Monitor Arms.

<b>MMA/LS/B</b> (Black)	-	£57
-------------------------	---	-----

See page 312 for details.



#### Slinky Cable Riser

- Suitable for all desk ranges.

<b>SCR/S</b> (Silver)	-	£54
<b>SCR/B</b> (Black)	-	£54
<b>SCR/W</b> (White)	-	£54

See page 316 for details.

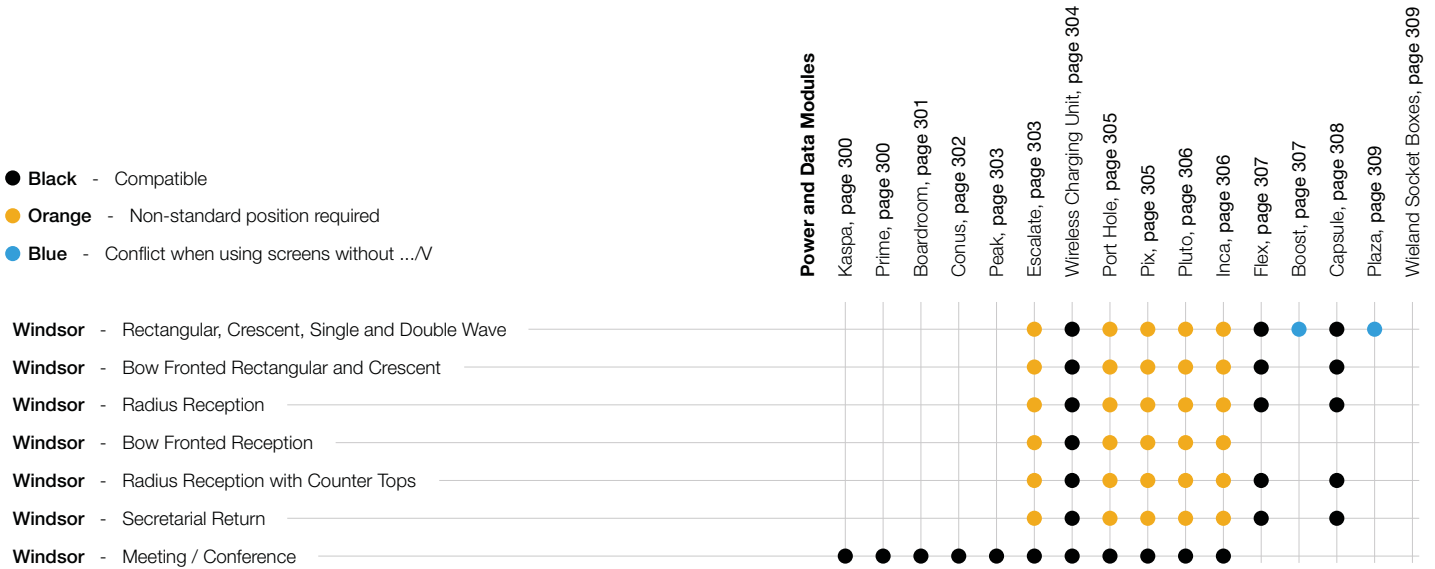


# Windsor

## Compatibility Breakdown and Conference Tables

**MFC:** Available in Ash, Autumn Cherry, Beech, Chester Oak, English Walnut, Grey, Grey Nebraska Oak, Laurentii Wenge, Natural Nebraska Oak and White  
**Veneer:** Available in Oak and Walnut (3 Week Lead Time)  
**Edging:** Add £36 for Wenge and Black per top - Add £46 for Plywood Effect per top - Edging on 25mm White MFC only  
**Metalwork:** Add 0% for Silver, Black Graphite and White

### Windsor Compatibility Breakdown



CONF2AL

#### Windsor Double 'D' Ended Conference Table

• Standard lead times. • 25mm top panel. • Arrowhead leg configuration with modesty panel.

**CONF2AL** - 3400w x 1200d x 740h  
 2x 1700mm Sections - Seating up to 10 People

**MFC**

**Veneer**

£2,425

£3,765



DDT24

#### Windsor Double 'D' Ended Conference Table

• Standard lead times. • 25mm top panel. • Arrowhead leg configuration with modesty panel.

**DDT24** - 2400w x 1200d x 740h  
 1x 2400mm Section - Seating up to 8 People

**MFC**

**Veneer**

£1,703

£2,639



OVT24

#### Windsor Oval Conference Table

• Standard lead times. • 25mm top panel. • Arrowhead leg configuration with modesty panel.

**OVT24** - 2400w x 1200d x 740h  
 1x 2400mm Section - Seating up to 8 People

**MFC**

**Veneer**

£1,703

£2,639



BST24

#### Windsor Barrel Conference Table

• Standard lead times. • 25mm top panel. • Arrowhead leg configuration with modesty panel.

**BST24** - 2400w x 1200d x 740h  
 1x 2400mm Section - Seating up to 8 People

**MFC**

**Veneer**

£1,703

£2,639

# Flexi

## Fixed Height Workstations



The Flexi range offers a slimline frame with a double upright cantilever leg. The range has been designed and engineered to offer a robust and durable solution. The leg frames are supported by an MFC modesty panel, integral to the structural integrity of the range. Vertical leg risers are compatible with the range to accommodate cables from the floor to the underside of the work surface. An optional horizontal cable tray can be positioned to the inside or outside of the modesty panel. This tray caters for cables under the work surface and access to the desktop via cable ports.



# Flexi

## Fixed Height Workstations

**MFC:** Available in Ash, Autumn Cherry, Beech, Chester Oak, English Walnut, Grey, Grey Nebraska Oak, Laurentii Wenge, Natural Nebraska Oak and White  
**Edging:** Add £36 for Wenge and Black per top - Add £46 for Plywood Effect per top - Edging on 25mm White MFC only  
**Metalwork:** Add 0% for Silver, Black Graphite and White



FR16

### Flexi Rectangular Desk

• Standard lead times. • 25mm top panel.

		<b>MFC</b>
<b>FR18</b>	- 1800w x 800d x 740h	£517
<b>FR16</b>	- 1600w x 800d x 740h	£495
<b>FR14</b>	- 1400w x 800d x 740h	£471
<b>FR12</b>	- 1200w x 800d x 740h	£445
<b>FR10</b>	- 1000w x 800d x 740h	£420
<b>FR8</b>	- 800w x 800d x 740h	£398
<b>FR18/6</b>	- 1800w x 600d x 740h	£502
<b>FR16/6</b>	- 1600w x 600d x 740h	£479
<b>FR14/6</b>	- 1400w x 600d x 740h	£454
<b>FR12/6</b>	- 1200w x 600d x 740h	£432
<b>FR10/6</b>	- 1000w x 600d x 740h	£409
<b>FR8/6</b>	- 800w x 600d x 740h	£387

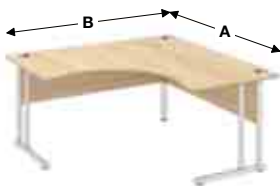


FC16RH

### Flexi Crescent Workstation

• Standard lead times. • 25mm top panel. • 600mm return.

		<b>MFC</b>
<b>FC18... (LH or RH)</b>	- 1800w x 1200d x 740h	£684
<b>FC16... (LH or RH)</b>	- 1600w x 1200d x 740h	£659
<b>FC14... (LH or RH)</b>	- 1400w x 1200d x 740h	£631



FSC16A

### Flexi Symmetrical Crescent Workstation

• Standard lead times. • 25mm top panel. • 2x 800mm ends. • The grain direction is shown as 'A' and 'B'.

		<b>MFC</b>
<b>FSC18A</b>	- 1800w x 1800d x 740h	£999
<b>FSC18B</b>	- 1800w x 1800d x 740h	£999
<b>FSC16A</b>	- 1600w x 1600d x 740h	£937
<b>FSC16B</b>	- 1600w x 1600d x 740h	£937



FW16RH

### Flexi Single Wave Desk

• Standard lead times. • 25mm top panel.

		<b>MFC</b>
<b>FW18... (LH or RH)</b>	- 1800w x 1000-800d x 740h	£612
<b>FW16... (LH or RH)</b>	- 1600w x 1000-800d x 740h	£586
<b>FW14... (LH or RH)</b>	- 1400w x 1000-800d x 740h	£565
<b>FW12... (LH or RH)</b>	- 1200w x 1000-800d x 740h	£539
<b>FW18/6... (LH or RH)</b>	- 1800w x 800-600d x 740h	£584
<b>FW16/6... (LH or RH)</b>	- 1600w x 800-600d x 740h	£560
<b>FW14/6... (LH or RH)</b>	- 1400w x 800-600d x 740h	£538
<b>FW12/6... (LH or RH)</b>	- 1200w x 800-600d x 740h	£515



FDW16/9

### Flexi Double Wave Desk

• Standard lead times. • 25mm top panel.

		<b>MFC</b>
<b>FDW18/9</b>	- 800d Centre - 1800w x 900d x 740h	£631
<b>FDW16/9</b>	- 800d Centre - 1600w x 900d x 740h	£612

# Flexi

## Fixed Height Workstations, Linking, Returns, Pedestals and Accessories

**MFC:** Available in Ash, Autumn Cherry, Beech, Chester Oak, English Walnut, Grey, Grey Nebraska Oak, Laurentii Wenge, Natural Nebraska Oak and White  
**Edging:** Add £36 for Wenge and Black per top - Add £46 for Plywood Effect per top - *Edging on 25mm White MFC only*  
**Metalwork:** Add 0% for Silver, Black Graphite and White



F120

### Flexi 120 Degree Workstation

- Standard lead times. • 25mm top panel.
- Can be a single workstation or configured as a 3, 6, 9, etc, person module.

**MFC**

**F120** - 2078w (extreme) x 740h (1200w back edge x 800d return) £731

**F120/6** - 1732w (extreme) x 740h (1000w back edge x 600d return) £693



FLW8/6

### Flexi Linking Workstation

- Standard lead times. • 25mm top panel. • Links 800mm and 600mm deep desks.

**MFC**

**FLW8/6** - Links 800d Ends - 1225w x 1225d x 740h £731

**FLW8/4** - Links 800d Ends - 1083w x 1083d x 740h £705

**FLW6** - Links 600d Ends - 1025w x 1025d x 740h £692



FSR10/6RH

### Flexi Secretarial Return for Rectangular Desks

- Standard lead times. • 25mm top panel. • Compatible with rectangular desks only.

**MFC**

**FSR10/6... (LH or RH)** - 1000w x 600d x 740h £349



FFPF

### 2 Drawer Fixed Under Desk Pedestal

- Standard lead times. • Lockable, includes 2x keys. • Alternative handles available (page 228).
- Compatible with 800mm deep Flexi rectangular desking only.

**MFC**

1x Single and 1x Filing Drawer

**FFPF** - 418w x 600d x 430h £279



FFP3

### 3 Drawer Fixed Under Desk Pedestal

- Standard lead times. • Lockable, includes 2x keys. • Alternative handles available (page 228).
- Compatible with 800mm deep Flexi rectangular desking only.

**MFC**

3x Single Drawers

**FFP3** - 418w x 600d x 430h £279



FLCR

### Flexi Cable Risers

- Standard lead times. • Can be retrofitted. • Single channel cable riser. • Sold in pairs.

**Metalwork**

**FLCR** £52

# Flexi

## Accessories

**Metalwork:** Add 0% for Silver, Black Graphite and White



FCC

### Flexi Cable Clip

- Standard lead times.
- Three channel cable clip allows Flexi desking to comply with BS6396 electrical standards.
- Easy clip-on mount.
- Grey plastic finish.

**Price**

**FCC** \_\_\_\_\_ £20




OF9

### Flexi Cable Tray

- Standard lead times.
- Cable trays are 100mm deep and 110mm high.
- For compatible desks, see below.

**Metalwork**

<b>OF11</b> - 1475w	_____	£84
<b>OF9</b> - 1275w	_____	£78
<b>OF7</b> - 1075w	_____	£68
<b>OF5</b> - 900w	_____	£65
<b>OF3</b> - 755w	_____	£61
<b>OF2</b> - 670w	_____	£60
<b>OF1</b> - 500w	_____	£55



# Flexi

## Featured Compatible Items and Compatibility Breakdown

### Flexi Featured Compatible Items



#### CPU Holder

- Includes mounting kit.

**CPU** (Black) - £188  
**CPU/W** (White) - £188

See page 316 for details.



#### Maya Monitor Arm

- Clamp On and Bolt Through Desk Fixings.

**MMA1/W** (White) - £200  
**MMA1/B** (Black) - £200

See page 312 for details.



#### Maya Dual Monitor Arm

- Clamp On and Bolt Through Desk Fixings.

**MMA2/W** (White) - £275  
**MMA2/B** (Black) - £275

See page 12 for details.



#### Maya Laptop Stand

- Attaches onto Maya Monitor Arms.

**MMA/LS/B** (Black) - £57

See page 312 for details.



#### Slinky Cable Riser

- Suitable for all desk ranges.

**SCR/S** (Silver) - £54  
**SCR/B** (Black) - £54  
**SCR/W** (White) - £54

See page 316 for details.

### Flexi Compatibility Breakdown


- **Black** - Compatible
- **Blue** - Conflict when using screens without .../V
- **Green** - Unspecified

- Flexi** - Rectangular, Crescent and Symmetrical Crescent
- Flexi** - Single and Double Wave and 120 Degree
- Flexi** - Secretarial Return
- Flexi** - Linking

	Power and Data Modules															
	Kaspa, page 300	Prime, page 300	Boardroom, page 301	Conus, page 302	Peak, page 303	Escalate, page 303	Wireless Charging Unit, page 304	Port Hole, page 305	Pix, page 305	Pluto, page 306	Inca, page 306	Flex, page 307	Boost, page 307	Capsule, page 308	Plaza, page 309	Wieland Socket Boxes, page 309
Flexi - Rectangular, Crescent and Symmetrical Crescent						●	●	●	●	●	●	●	●	●	●	●
Flexi - Single and Double Wave and 120 Degree						●	●	●	●	●	●	●	●	●	●	●
Flexi - Secretarial Return							●	●	●	●	●	●	●	●	●	●
Flexi - Linking							●	●	●	●	●	●	●	●	●	●

# Desk Extensions

## Universal Desktop Meeting Extensions



Extension tables are the perfect solution for extending existing desk space, to suit informal meetings. Within the modular tables portfolio, we offer six variations including a bow, circular, standard and teardrop shaped top, supported by a circular steel base. An eclipse shaped unit is available for radius executive and radius crescent desks, with a static circular steel base.



# Desk Extensions

## Extension Meeting Tables

**MFC:** Available in Ash, Autumn Cherry, Beech, Chester Oak, English Walnut, Grey, Grey Nebraska Oak, Laurentii Wenge, Natural Nebraska Oak and White  
**Veneer:** Available in Oak and Walnut (*3 Week Lead Time*)  
**Edging:** Add £36 for Wenge and Black per top - Add £46 for Plywood Effect per top - *Edging on 25mm White MFC only*  
**Metalwork:** Add 0% for Silver, Black Graphite and White - Add 15% for Chrome Effect - Add 5% for Raw



BEXTLH

### Bow Extension Meeting Table

- Standard lead times. • 25mm top panel. • 90mm diameter leg on 300mm diameter base.
- Not compatible with Linena and Matrix+ ranges.

**MFC**

**BEXT... (LH or RH)** - 950w x 1160d x 740h £792

**Compatibility:** For use with the Windsor range (suffix .../X)  
 For use with all other compatible ranges (no suffix)



CMT12

### Circular Meeting Table

- Standard lead times. • 25mm top panel. • 90mm diameter leg on 300mm diameter base.
- Not compatible with Linena and Matrix+ ranges.

**MFC**

**Veneer**

**CMT12** - 1200w (dia) x 740h £733 £1,061

**Compatibility:** For use with the Windsor range (suffix .../X)  
 For use with all other compatible ranges (no suffix)



DEXTLH

### 'D' Ended Extension Meeting Table

- Standard lead times. • 25mm top panel. • 90mm diameter leg on 300mm diameter base.
- Not compatible with Linena and Matrix+ ranges.

**MFC**

**Veneer**

**DEXT... (LH or RH)** - 1600w x 800d x 740h £792 £1,151

**Compatibility:** For use with the Windsor range (suffix .../X)  
 For use with all other compatible ranges (no suffix)



TD12LH

### Teardrop Ended Extension Meeting Table

- Standard lead times. • 25mm top panel. • 90mm diameter leg on 300mm diameter base.
- Not compatible with Linena and Matrix+ ranges.

**MFC**

**Veneer**

**TD12... (LH or RH)** - 1200w (dia) x 740h £733 £1,061  
**TD09... (LH or RH)** - 900w (dia) x 740h £673 £971

**Compatibility:** For use with the Windsor range (suffix .../X)  
 For use with all other compatible ranges (no suffix)



SET10

### Static Eclipse Extension Meeting Table

- Standard lead times. • 25mm top panel. • 90mm diameter leg on 300mm diameter base.
- Compatible with radius executive and radius crescent desking only.

**MFC**

**Veneer**

**SET10** - 1000w (dia) x 740h £726 £1,045  
**SET09** - 900w (dia) x 740h £673 £971



# Call Centre

Fixed Height Workstations, Storage and Screens



Call Centre offers a highly functional solution, supported by a full steel sub-frame, offering significant levels of strength and stability. The product features a central hub capable of housing complex, high capacity cable installations that can be easily accessed via removable steel panels. The system is practical, flexible and delivers multiple workstations in clusters for improved communication. There are six configurations available for 3, 4, 5, 6 or 8 users. Pedestals can be located over the horizontal section of the supporting leg frames and screen panels are compatible and available in MFC and fabric options to provide privacy, if required. A full range of accessories are compatible including CPU holders, and desktop electrics.



# Call Centre

## Fixed Height Call Centres

**MFC:** Available in Ash, Autumn Cherry, Beech, Chester Oak, English Walnut, Grey, Grey Nebraska Oak, Laurentii Wenge, Natural Nebraska Oak and White  
**Edging:** Add £36 for Wenge and Black per top - Add £46 for Plywood Effect per top - *Edging on 25mm White MFC only*  
**Metalwork:** Add 0% for Silver, Black Graphite and White



8CC

### 8 Person Circular Call Centre

- Standard lead times.
- 25mm top panel.
- 8 piece top.
- Each workspace segment measures 1200w x 1020d.

**8CC** - 3135w (extreme) x 3135d (extreme) x 725h

**MFC**

£5,389



6CC

### 6 Person Circular Call Centre

- Standard lead times.
- 25mm top panel.
- 6 piece top.
- Each workspace segment measures 1460w x 950d.

**6CC** - 2920w (extreme) x 2660d (extreme) x 725h

**MFC**

£4,252



5CC

### 5 Person Circular Call Centre

- Standard lead times.
- 25mm top panel.
- 5 piece top.
- Each workspace segment measures 1655w x 860d.

**5CC** - 2720w (extreme) x 2625d (extreme) x 725h

**MFC**

£3,648



4CC

### 4 Person Circular Call Centre

- Standard lead times.
- 25mm top panel.
- 4 piece top.
- Each workspace segment measures 1920w x 796d.

**4CC** - 2710w (extreme) x 2710d (extreme) x 725h

**MFC**

£3,120



4CCH

### 4 Person Semi-Circular Call Centre

- Standard lead times.
- 25mm top panel.
- 4 piece top.
- Each workspace segment measures 1200w x 1020d.
- Designed to be positioned against a wall.
- This model will only accept 3x Call Centre pedestals.

**4CCH** - 3135w (extreme) x 1568d (extreme) x 725h

**MFC**

£3,472



3CCH

### 3 Person Semi-Circular Call Centre

- Standard lead times.
- 25mm top panel.
- 3 piece top.
- Each workspace segment measures 1460w x 950d.
- Designed to be positioned against a wall.
- This model will only accept 2x Call Centre pedestals.

**3CCH** - 2920w (extreme) x 1330d (extreme) x 725h

**MFC**

£2,897

# Call Centre

## Pedestals

**MFC:** Available in Ash, Autumn Cherry, Beech, Chester Oak, English Walnut, Grey, Grey Nebraska Oak, Laurentii Wenge, Natural Nebraska Oak and White  
**Metalwork:** Add 0% for Silver, Black Graphite and White



CCMPO

### Call Centre Open Fronted Narrow Mobile Pedestal

- Standard lead times.
- 25mm top panel.
- Fits over Call Centre legs.
- Open fronted for PC tower storage.
- Ventilated back panel.

Open Fronted

**CCMPO** - 298w x 600d x 640h

**MFC**

£401



CCMPF

### Call Centre 3 Drawer Narrow Mobile Pedestal

- Standard lead times.
- 25mm top panel.
- Fits over Call Centre legs.
- Lockable, includes 2x keys.
- Alternative handles available (page 228).

2x Single and 1x Filing Drawers

**CCMPF** - 298w x 600d x 640h

**MFC**

£401



CCMP4

### Call Centre 4 Drawer Narrow Mobile Pedestal

- Standard lead times.
- 25mm top panel.
- Fits over Call Centre legs.
- Lockable, includes 2x keys.
- Alternative handles available (page 228).

4x Single Drawers

**CCMP4** - 298w x 600d x 640h

**MFC**

£401



Fixing Plate

### Internal Power Module Fixing Plate

- Included as standard on each desk position.
- Can accommodate 2x power modules and 4x data / telecommunication sockets.
- Power modules and data sockets are not included as standard (page 131).



# Call Centre

## Accessories and Compatibility Breakdown



SK3/U/CC

### Wieland Socket Box

- Standard lead times.
- Compatible with Call Centre workstations only.
- 3.15 amp Individually fused unswitched black sockets.
- Complete with 250mm earth lead to M5 ring terminal.
- Requires a separate mains lead if connecting directly into a socket (see below).

	Price
<b>SK2/U/CC</b> - 2 Gang - Black	£45
<b>SK3/U/CC</b> - 3 Gang - Black	£54



RJ45/3M

### Data / Telecommunication Cable

- Standard lead times.

	Price
<b>RJ45/3M</b> - RJ45 Data Cable with 3m Flylead	£34



5M

### Wieland Mains Cable

- Standard lead time.
- Black cable and plug.
- 13amp fused.

	Price
<b>7M</b> - 7000w	£30
<b>5M</b> - 5000w	£25
<b>3M</b> - 3000w	£20
<b>2M</b> - 2000w	£18



CL10

### Wieland Interconnection Cable

- Standard lead time.
- Black cable and interconnection plugs.
- Male and female connectors.

	Price
<b>CL20</b> - 2000w	£16
<b>CL10</b> - 1000w	£14
<b>CL5</b> - 500w	£13



IEC90/5

### IEC 90 Degree Power Cable

- Standard lead time.
- Black cable and plug.
- 13amp fused.

	Price
<b>IEC90/7</b> - 7000w	£30
<b>IEC90/5</b> - 5000w	£25
<b>IEC90/3</b> - 3000w	£20
<b>IEC90/2</b> - 2000w	£18

## Call Centre Compatibility Breakdown

● Black - Compatible

Call Centre - Circular and Semi-circular

Power and Data Modules	Compatibility
Kaspa, page 300	
Prime, page 300	
Boardroom, page 301	
Conus, page 302	
Peak, page 303	
Escalate, page 303	
Wireless Charging Unit, page 304	●
Port Hole, page 305	●
Pix, page 305	●
Pluto, page 306	●
Inca, page 306	●
Flex, page 307	●
Boost, page 307	●
Capsule, page 308	●
Plaza, page 309	●
Wieland Socket Boxes, page 309	●

# Call Centre

## Desk Mounted System, Acoustic and Contract Screens

<b>Fabric:</b>	Fully upholstered surface - <i>See below for pricing groups</i>			
<b>MFC:</b>	Available in Ash, Autumn Cherry, Beech, Chester Oak, English Walnut, Grey, Grey Nebraska Oak, Laurentii Wenge, Natural Nebraska Oak and White			
<b>Metalwork:</b>	Add 0% for Anodised Silver, Black Graphite and White			
<b>Fabric Groups:</b>	Add £0 for Group 1	- Add £13 for Group 2	- Add £26 for Group 3	- Add £39 for Group 4
	Add £52 for Group 5	- Add £65 for Group 6	- Add £78 for Group 7	



ECCSSC/F



Fabric Finish

### Elite Desk Mounted System Screen for Call Centres

- Standard lead time.
- Curved or wave dividing screens.
- Screen is bracketed to the centre console.
- Link post not required.

Curved System Screen

**ECCSSC/F** - 1070w x 27d x 400-200h

**Fabric Group 1**

£407

Wave System Screen

**ECCSSW/F** - 1070w x 27d x 400-200h

£407



ACCCSC/F



Fabric Finish

### Elite Desk Mounted Acoustic Screen for Call Centres

- Standard lead time.
- Curved and wave dividing screens faced with 6mm polyester fibre insulation board.
- Screen is bracketed to the centre console.
- Link post not required.
- Class B certified in accordance with International Standards: ISO 354:2003, ISO 11654:1997 and ISO 9613-1:1993

Curved Acoustic Screen

**ACCCSC/F** - 1070w x 38d x 400-200h

**Fabric Group 1**

£509

Wave Acoustic Screen

**ACCCSW/F** - 1070w x 38d x 400-200h

£509



CCCSC/F



Fabric Finish

### Call Centre Desk Mounted Contract Screen for Call Centres

- Standard lead time.
- Curved or wave dividing screens.
- Screen is bracketed to the centre console.
- Link post not required.

Curved Contract Screen

**CCCSC/F** - 1070w x 27d x 400-200h

**Fabric Group 1**

£320

Wave Contract Screen

**CCCWS/F** - 1070w x 27d x 400-200h

£320



CCSC/MFC



MFC Finish

### Call Centre Desk Mounted Contract Screen for Call Centres

- Standard lead time.
- Curved or wave dividing screens.
- Screen is bracketed to the centre console.
- Link post not required.

Curved Contract Screen

**CCSC/MFC** - 1070w x 25d x 400-200h

**MFC**

£142

Wave Contract Screen

**CCSW/MFC** - 1070w x 25d x 400-200h

£142

# Interact

Fixed Height Collaborative Tables



With the emerging trend to promote collaborative working, the aim of Interact is to provide you with an agile, dynamic and interactive workspace solution that benefits from easy and reliable connectivity of all personal devices and meets the high standard expected from workspace furniture today. Interact creates a positive first impression with customers and an area to share visual information with clients and colleagues. In addition, it provides technology enabled boardroom environments where colleagues can discuss ideas and collaborate around a shared screen and instant meeting spaces with no impact on existing infrastructure. The business and education community are embracing the collaborative approach as part of their agile working methods, with the possibility of accommodating between 4 and 10 people. The primary focus being around improving the productivity of meetings.



**MFC:** Available in Ash, Autumn Cherry, Beech, Chester Oak, English Walnut, Grey, Grey Nebraska Oak, Laurentii Wenge, Natural Nebraska Oak and White  
**Edging:** Add £36 for Wenge and Black per top - Add £46 for Plywood Effect per top - Edging on 25mm White MFC only  
**Metalwork:** Add 0% for Silver, Black Graphite and White - Foot and Lower Support Rail in Black Graphite



IB08/L

### Interact Blade Table

- 6 week lead time.
- 25mm top panel.
- Encourages group focus towards the screens.
- Two height options available (730mm and 1050mm).
- Optional CPU storage.
- Table top supplied with 80mm cable port for surface cable connectivity.
- 2x power included within the leg upright (2x 3.15a sockets).
- Secure TV bracket included and accommodates screens up to a maximum of 65".
- Standard interface plate provides four cable options (page 135).

			<b>MFC</b>
<b>IB08/L</b>	- For 8 People	- 1445w x 2905d x 730h	£14,960
<b>IB06/L</b>	- For 6 People	- 1420w x 2300d x 730h	£11,935
<b>IB04/L</b>	- For 4 People	- 1420w x 1950d x 730h	£11,333
<b>IB08/H</b>	- For 8 People	- 1445w x 2905d x 1050h	£14,960
<b>IB06/H</b>	- For 6 People	- 1420w x 2300d x 1050h	£11,935
<b>IB04/H</b>	- For 4 People	- 1420w x 1950d x 1050h	£11,333



IP09/L

### Interact Plectrum Table

- 6 week lead time.
- 25mm top panel.
- Ergonomically designed and promotes group focus.
- Two height options available (730mm and 1050mm).
- Optional CPU storage.
- Table top supplied with 80mm cable port for surface cable connectivity.
- 2x power included within the leg upright (2x 3.15a sockets).
- Secure TV bracket included and accommodates screens up to a maximum of 65".
- Standard interface plate provides four cable options (page 135).

			<b>MFC</b>
<b>IP09/L</b>	- For 9 People	- 2028w x 3072d x 730h	£14,960
<b>IP06/L</b>	- For 6 People	- 1440w x 1924d x 730h	£11,935
<b>IP06/H</b>	- For 6 People	- 1440w x 1924d x 1050h	£11,935



IQ08/L

### Interact Quad Table

- 6 week lead time.
- 25mm top panel.
- Classic shape, ideal for face-to-face meetings.
- Two height options available (730mm and 1050mm).
- Optional CPU storage.
- Table top supplied with 80mm cable port for surface cable connectivity.
- 2x power included within the leg upright (2x 3.15a sockets).
- Secure TV bracket included and accommodates screens up to a maximum of 65".
- Standard interface plate provides four cable options (page 135).

			<b>MFC</b>
<b>IQ10/L</b>	- For 10 People	- 1500w x 3661d x 730h	£15,866
<b>IQ08/L</b>	- For 8 People	- 1020w x 3111d x 730h	£14,960
<b>IQ06/L</b>	- For 6 People	- 1020w x 2421d x 730h	£11,935
<b>IQ04/L</b>	- For 4 People	- 1020w x 1772d x 730h	£11,333
<b>IQ10/H</b>	- For 10 People	- 1500w x 3661d x 1050h	£15,866
<b>IQ08/H</b>	- For 8 People	- 1020w x 3111d x 1050h	£14,960
<b>IQ06/H</b>	- For 6 People	- 1020w x 2421d x 1050h	£11,935
<b>IQ04/H</b>	- For 4 People	- 1020w x 1772d x 1050h	£11,333



Standard Data Interface Plate

**Standard Data Interface Plate**

- 1x power outlet
- 4x USB connections
- 1x switcher for connectivity leads within the desktop.



Standard Cable Port

**Standard Cable Port**

- Cables will be situated within the Interact table cable tray and will be accessible via the 80mm cable port.
- 4x connectivity leads within the desktop
- 1x space for on-board PC USB connections from PC if required.

**Standard Configuration**

- 1x HDMI
- 1x Mini Display Port
- 1x USB (Type C)
- 1x USB (Lightning)



**Metalwork:** Add 0% for Silver, Black Graphite and White



IQ08/L

**Adjustable Non-Lockable CPU Holder**

- 6 week lead time.
- Secures to the underside of the table.
- Width and height adjustable / non locking.
- Steel fabricated CPU holder.

**Price**

I/CPU - 145-220w x 460d x 325-500h

£74



IQ08/L

**Adjustable Lockable CPU Holder**

- 6 week lead time.
- Lockable, includes 2x keys.
- Client to provide CPU dimensions as this unit is manufactured to order requirements.
- Secures to the underside of the table.
- Steel fabricated CPU holder.
- High security lock.

**Price**


I/CPUL

£224

**Interact Compatibility Breakdown**


- **Black** - Compatible
- **Orange** - Non-standard position required
- **Blue** - Conflict when using screens without .../V
- **Purple** - Conflict when using cable tray
- **Green** - Unspecified
- **Red** - May not support larger modules

**Interact** - Blade, Plectrum and Quad



# Reception

Connect and Windsor Ranges and Universal Shelves



For the environment your visitors first encounter, it's important the reception area captures your organisation's culture and vision. New to the Reception portfolio, Connect provides the freedom to create a unique arrangement that takes advantage of the space available, combining an alliance between the practicality and visual appearance of the reception desk. A range of 19 modular units, available in multiple configurations, naturally incorporates all the aspects needed to ensure compliance with accessibility and visitors of all capabilities.

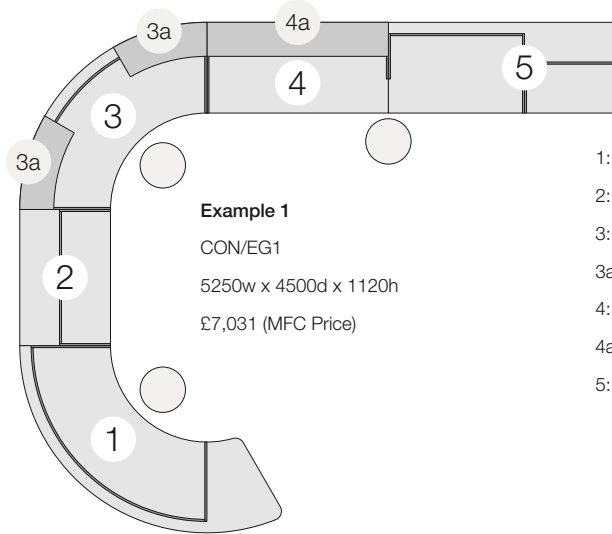
For a less bespoke offering, our reception portfolio also offers 3 standalone units that take inspiration from the design of our core furniture range, Windsor.



# Reception

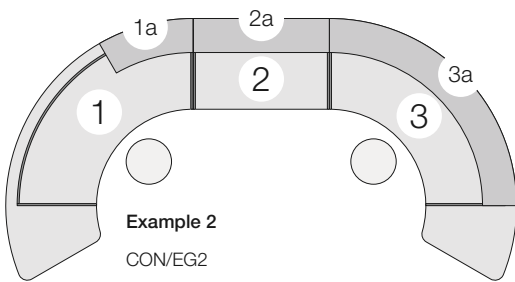
## Connect Examples

2 Week Lead Time



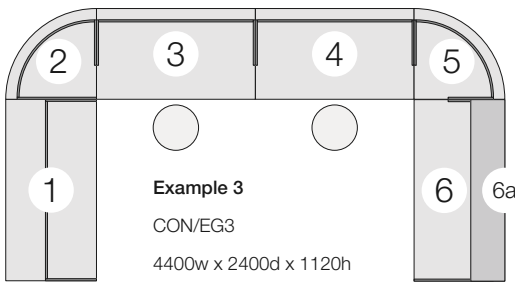
**Example 1**  
CON/EG1  
5250w x 4500d x 1120h  
£7,031 (MFC Price)

- |     |                |  |
|-----|----------------|--|
| 1:  | CONCV/AELH     | Curved Workstation with Accessibility Extension                  |
| 2:  | CONR12/AE      | Rectangular Workstation with Accessibility Extension             |
| 3:  | CONCV          | Curved Workstation   |
| 3a: | CON/CTCV/T38   | Curved Third Counter Top   |
| 4:  | CONR16/INTLH   | Rectangular Workstation with Inset Leg                           |
| 4a: | CON/CTR16/38   | Rectangular Counter Top  |
| 5:  | CONR20/INTASRH | Rectangular Workstation with Inset Leg and Accessibility Section |



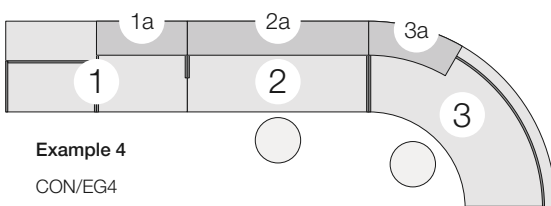
**Example 2**  
CON/EG2  
4500w x 2300d x 1220h  
£5,799 (MFC Price)

- |     |              |   |
|-----|--------------|---|
| 1:  | CONCV/AELH   | Curved Workstation with Accessibility Extension |
| 1a: | CON/CTCV/T48 | Curved Third Counter Top                        |
| 2:  | CONR12       | Rectangular Workstation                         |
| 2a: | CON/CTR12/48 | Rectangular Counter Top                         |
| 3:  | CONCV/AERH   | Curved Workstation with Accessibility Extension |
| 3a: | CON/CTCV/F48 | Curved Full Counter Top                         |



**Example 3**  
CON/EG3  
4400w x 2400d x 1120h  
£5,193 (MFC Price)

- |     |              |  |
|-----|--------------|--|
| 1:  | CONR16/AE    | Rectangular Workstation with Accessibility Extension |
| 2:  | CONCN/INTLH  | Corner Workstation with Inset Leg                    |
| 3:  | CONR14/INT   | Rectangular Workstation with Inset Leg               |
| 4:  | CONR14/INT   | Rectangular Workstation with Double Inset Legs       |
| 5:  | CONCN/INT    | Corner Workstation with Double Inset Legs            |
| 6:  | CONR16/INTRH | Rectangular Workstation with Inset Leg               |
| 6a: | CON/CTR16/38 | Rectangular Counter Top                              |



**Example 4**  
CON/EG4  
4850w x 1650d x 1220h  
£4,318 (MFC Price)

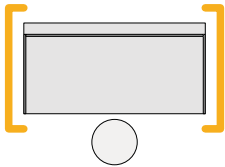
- |     |              |  |
|-----|--------------|--|
| 1:  | CONR16/ASLH  | Rectangular Workstation with Inset Leg and Accessibility Section |
| 1a: | CON/CTR8/48  | Rectangular Counter Top  |
| 2:  | CONR16/INTRH | Rectangular Workstation with Inset Leg                           |
| 2a: | CON/CTR16/48 | Rectangular Counter Top  |
| 3:  | CONCV        | Curved Workstation   |
| 3a: | CON/CTCV/T48 | Curved Third Counter Top   |

The dimensions illustrated in this document are not to scale. For accurate dimensions of any Elite product, please contact customer services.

**MFC:** Available in Ash, Autumn Cherry, Beech, Chester Oak, English Walnut, Grey, Grey Nebraska Oak, Laurentii Wenge, Natural Nebraska Oak and White  
**Nanotech:** Available in Black (2 Week Lead Time)  
**Edging:** Add £36 for Wenge and Black per top - Add £46 for Plywood Effect per top - Edging on 25mm White MFC and Black Nanotech only  
**Metalwork:** Add 0% for Silver, Black Graphite and White  
 Add 12% for Praline, Olive Green, Atlantic Blue, Sapphire Blue, Mustard Yellow, Terracotta and Conker Brown (2 Week Lead Time)



CONR16



### Connect Rectangular Reception Workstation

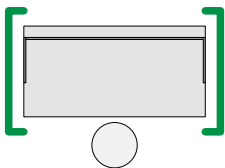
- 2 week lead time.
- 25mm top panel.
- Supplied with 2x full depth legs.
- Complete with kick plate (stainless steel only).
- Cable port access between workstations via legs.
- Compatible with DMSF/N/F... and DMSF/F... pedestals only (page 223).

		MFC	Nanotech
<b>CONR20</b>	- 2000w x 800d x 740h	£725	£1,225
<b>CONR18</b>	- 1800w x 800d x 740h	£643	£1,102
<b>CONR16</b>	- 1600w x 800d x 740h	£610	£1,031
<b>CONR14</b>	- 1400w x 800d x 740h	£581	£963
<b>CONR12</b>	- 1200w x 800d x 740h	£553	£899
<b>CONR10</b>	- 1000w x 800d x 740h	£526	£833
<b>CONR8</b>	- 800w x 800d x 740h	£495	£764

**ORANGE** - Can be attached to an adjoining workstation, be the end of sequence or be completely freestanding



CONR16/INT



### Connect Rectangular Reception Workstation with Double Inset Legs

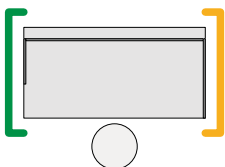
- This workstation must be attached to an adjoining workstation on both sides.
- 2 week lead time.
- 25mm top panel.
- Supplied with 2x inset legs.
- Complete with kick plate (stainless steel only).
- Cable port access between workstations via legs.
- Compatible with DMSF/N/F... and DMSF/F... pedestals only (page 223).

		MFC	Nanotech
<b>CONR20/INT</b>	- 2000w x 800d x 740h	£725	£1,225
<b>CONR18/INT</b>	- 1800w x 800d x 740h	£643	£1,102
<b>CONR16/INT</b>	- 1600w x 800d x 740h	£610	£1,031
<b>CONR14/INT</b>	- 1400w x 800d x 740h	£581	£963
<b>CONR12/INT</b>	- 1200w x 800d x 740h	£553	£899
<b>CONR10/INT</b>	- 1000w x 800d x 740h	£526	£833
<b>CONR8/INT</b>	- 800w x 800d x 740h	£495	£764

**GREEN** - Must be attached to an adjoining workstation



CONR16/INTRH



### Connect Rectangular Reception Workstation with Inset Leg

- This workstation must be attached to an adjoining workstation on its left side.
- 2 week lead time.
- 25mm top panel.
- Supplied with 1x left side inset leg and 1x right side full depth leg.
- Complete with kick plate (stainless steel only).
- Cable port access between workstations via legs.
- Compatible with DMSF/N/F... and DMSF/F... pedestals only (page 223).

		MFC	Nanotech
<b>CONR20/INTRH</b>	- 2000w x 800d x 740h	£725	£1,225
<b>CONR18/INTRH</b>	- 1800w x 800d x 740h	£643	£1,102
<b>CONR16/INTRH</b>	- 1600w x 800d x 740h	£610	£1,031
<b>CONR14/INTRH</b>	- 1400w x 800d x 740h	£581	£963
<b>CONR12/INTRH</b>	- 1200w x 800d x 740h	£553	£899
<b>CONR10/INTRH</b>	- 1000w x 800d x 740h	£526	£833
<b>CONR8/INTRH</b>	- 800w x 800d x 740h	£495	£764

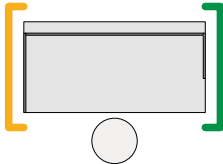
**GREEN** - Must be attached to an adjoining workstation

**ORANGE** - Can be attached to an adjoining workstation or be the end of sequence

**MFC:** Available in Ash, Autumn Cherry, Beech, Chester Oak, English Walnut, Grey, Grey Nebraska Oak, Laurentii Wenge, Natural Nebraska Oak and White  
**Nanotech:** Available in Black (2 Week Lead Time)  
**Edging:** Add £36 for Wenge and Black per top - Add £46 for Plywood Effect per top - Edging on 25mm White MFC and Black Nanotech only  
**Metalwork:** Add 0% for Silver, Black Graphite and White  
 Add 12% for Praline, Olive Green, Atlantic Blue, Sapphire Blue, Mustard Yellow, Terracotta and Conker Brown (2 Week Lead Time)



CONR16/INTLH



### Connect Rectangular Reception Workstation with Inset Leg

- This workstation must be attached to an adjoining workstation on its right side.
- 2 week lead time. • 25mm top panel. • Supplied with 1x left side full depth leg and 1x right side inset leg.
- Complete with kick plate (stainless steel only). • Cable port access between workstations via legs.
- Compatible with DMSF/N/F... and DMSF/F... pedestals only (page 223).

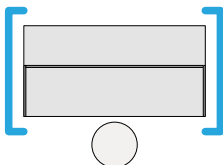
		MFC	Nanotech
<b>CONR20/INTLH</b>	- 2000w x 800d x 740h	£725	£1,225
<b>CONR18/INTLH</b>	- 1800w x 800d x 740h	£643	£1,102
<b>CONR16/INTLH</b>	- 1600w x 800d x 740h	£610	£1,031
<b>CONR14/INTLH</b>	- 1400w x 800d x 740h	£581	£963
<b>CONR12/INTLH</b>	- 1200w x 800d x 740h	£553	£899
<b>CONR10/INTLH</b>	- 1000w x 800d x 740h	£526	£833
<b>CONR8/INTLH</b>	- 800w x 800d x 740h	£495	£764

**GREEN** - Must be attached to an adjoining workstation

**ORANGE** - Can be attached to an adjoining workstation or be the end of sequence



CONR16/AE



### Connect Rectangular Reception Workstation with Accessibility Extension

- This workstation must be attached to an adjoining workstation with a full depth leg on at least one side.
- 2 week lead time. • 25mm top panel. • Compliant with the Equality Act. • Designed for wheelchair visitor access.
- Supplied with 2x AE legs. • Complete with kick plate (stainless steel only).
- Not compatible with Connect Rectangular Reception Counter Tops.

		MFC	Nanotech
<b>CONR20/AE</b>	- 2000w x 800d x 740h	£725	£1,225
<b>CONR18/AE</b>	- 1800w x 800d x 740h	£643	£1,102
<b>CONR16/AE</b>	- 1600w x 800d x 740h	£610	£1,031
<b>CONR14/AE</b>	- 1400w x 800d x 740h	£581	£963
<b>CONR12/AE</b>	- 1200w x 800d x 740h	£553	£899
<b>CONR10/AE</b>	- 1000w x 800d x 740h	£526	£833
<b>CONR8/AE</b>	- 800w x 800d x 740h	£495	£764

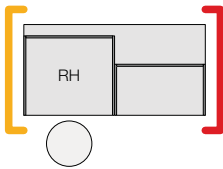
**BLUE** - One side must be attached to an adjoining workstation



**MFC:** Available in Ash, Autumn Cherry, Beech, Chester Oak, English Walnut, Grey, Grey Nebraska Oak, Laurentii Wenge, Natural Nebraska Oak and White  
**Nanotech:** Available in Black (2 Week Lead Time)  
**Edging:** Add £36 for Wenge and Black per top - Add £46 for Plywood Effect per top - Edging on 25mm White MFC and Black Nanotech only  
**Metalwork:** Add 0% for Silver, Black Graphite and White  
 Add 12% for Praline, Olive Green, Atlantic Blue, Sapphire Blue, Mustard Yellow, Terracotta and Conker Brown (2 Week Lead Time)



CONR16/ASRH



### Connect Rectangular Reception Workstation with Accessibility Section

- 2 week lead time. • 25mm top panel. • Compliant with the Equality Act. • Designed for wheelchair visitor access.
- Supplied with 1x AE leg and 2x full depth legs. • 800w accessibility sections.
- Complete with kick plate (stainless steel only). • Cable port access between workstations via legs.
- Compatible with DMSF/N/F... and DMSF/F... pedestals only (page 223).
- Connect Rectangular Reception Counter Tops compatible with non-accessibility sections only.

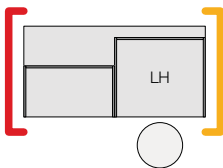
	MFC	Nanotech
CONR20/ASRH - 2000w x 800d x 740h	£1,035	£1,609
CONR18/ASRH - 1800w x 800d x 740h	£1,006	£1,541
CONR16/ASRH - 1600w x 800d x 740h	£976	£1,472

**ORANGE** - Can be attached to an adjoining workstation, be the end of sequence or be completely freestanding

**RED** - Must be the end of the sequence



CONR16/ASLH



### Connect Rectangular Reception Workstation with Accessibility Section

- 2 week lead time. • 25mm top panel. • Compliant with the Equality Act. • Designed for wheelchair visitor access.
- Supplied with 1x AE leg and 2x full depth legs. • 800w accessibility sections.
- Complete with kick plate (stainless steel only). • Cable port access between workstations via legs.
- Compatible with DMSF/N/F... and DMSF/F... pedestals only (page 223).
- Connect Rectangular Reception Counter Tops compatible with non-accessibility sections only.

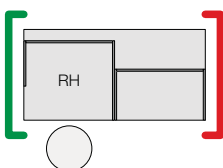
	MFC	Nanotech
CONR20/ASLH - 2000w x 800d x 740h	£1,035	£1,609
CONR18/ASLH - 1800w x 800d x 740h	£1,006	£1,541
CONR16/ASLH - 1600w x 800d x 740h	£976	£1,472

**ORANGE** - Can be attached to an adjoining workstation, be the end of sequence or be completely freestanding

**RED** - Must be the end of the sequence



CONR16/INTASRH



### Connect Rectangular Reception Workstation with Inset Leg and Accessibility Section

- **This workstation must be attached to an adjoining workstation on its Left side.**
- 2 week lead time. • 25mm top panel. • Compliant with the Equality Act. • Designed for wheelchair visitor access.
- Supplied with 1x left side inset leg, 1x middle full depth leg and 1x right side AE leg.
- 800w accessibility sections. • Complete with kick plate (stainless steel only).
- Cable port access between workstations via legs.
- Compatible with DMSF/N/F... and DMSF/F... pedestals only (page 223).
- Connect Rectangular Reception Counter Tops compatible with non-accessibility sections only.

	MFC	Nanotech
CONR20/INTASRH - 2000w x 800d x 740h	£1,035	£1,609
CONR18/INTASRH - 1800w x 800d x 740h	£1,006	£1,541
CONR16/INTASRH - 1600w x 800d x 740h	£976	£1,472

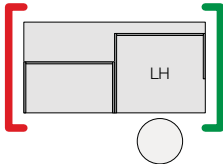
**GREEN** - Must be attached to an adjoining workstation

**RED** - Must be the end of the sequence

**MFC:** Available in Ash, Autumn Cherry, Beech, Chester Oak, English Walnut, Grey, Grey Nebraska Oak, Laurentii Wenge, Natural Nebraska Oak and White  
**Nanotech:** Available in Black (2 Week Lead Time)  
**Edging:** Add £36 for Wenge and Black per top - Add £46 for Plywood Effect per top - Edging on 25mm White MFC and Black Nanotech only  
**Metalwork:** Add 0% for Silver, Black Graphite and White  
 Add 12% for Praline, Olive Green, Atlantic Blue, Sapphire Blue, Mustard Yellow, Terracotta and Conker Brown (2 Week Lead Time)



CONR16/INTASLH



### Connect Rectangular Reception Workstation with Inset Leg and Accessibility Section

- This workstation must be attached to an adjoining workstation on its right side.
- 2 week lead time. • 25mm top panel. • Compliant with the Equality Act. • Designed for wheelchair visitor access.
- Supplied with 1x left side AE leg, 1x middle full depth leg and 1x right side inset leg.
- 800w accessibility sections. • Complete with kick plate (stainless steel only).
- Cable port access between workstations via legs.
- Compatible with DMSF/N/F... and DMSF/F... pedestals only (page 223).
- Connect Rectangular Reception Counter Tops compatible with non-accessibility sections only.

	MFC	Nanotech
<b>CONR20/INTASLH</b> - 2000w x 800d x 740h	£1,035	£1,609
<b>CONR18/INTASLH</b> - 1800w x 800d x 740h	£1,006	£1,541
<b>CONR16/INTASLH</b> - 1600w x 800d x 740h	£976	£1,472

**GREEN** - Must be attached to an adjoining workstation

**RED** - Must be the end of the sequence



CON/CTR16/38

### Connect Rectangular Counter Tops for Rectangular Workstations

- Workstation desktop needs to be removed to attach this product securely.
- 2 week lead time. • 25mm top panel. • Desktops are part drilled to accommodate reception counter tops.
- Compatible with Connect Rectangular Reception Workstations at the same width only.

	MFC	Nanotech
<b>CON/CTR20/48</b> - 2000w x 280d x 480h	£293	£497
<b>CON/CTR18/48</b> - 1800w x 280d x 480h	£278	£465
<b>CON/CTR16/48</b> - 1600w x 280d x 480h	£267	£435
<b>CON/CTR14/48</b> - 1400w x 280d x 480h	£252	£402
<b>CON/CTR12/48</b> - 1200w x 280d x 480h	£238	£373
<b>CON/CTR10/48</b> - 1000w x 280d x 480h	£228	£344
<b>CON/CTR8/48</b> - 800w x 280d x 480h	£213	£311

<b>CON/CTR20/38</b> - 2000w x 280d x 380h	£278	£453
<b>CON/CTR18/38</b> - 1800w x 280d x 380h	£267	£425
<b>CON/CTR16/38</b> - 1600w x 280d x 380h	£253	£399
<b>CON/CTR14/38</b> - 1400w x 280d x 380h	£242	£372
<b>CON/CTR12/38</b> - 1200w x 280d x 380h	£231	£345
<b>CON/CTR10/38</b> - 1000w x 280d x 380h	£217	£315
<b>CON/CTR8/38</b> - 800w x 280d x 380h	£205	£287



CON/CTR8/38

### Connect Rectangular Counter Tops for Rectangular Workstations with Accessibility Section

- Workstation desktop needs to be removed to attach this product securely.
- 2 week lead time. • 25mm top panel. • Desktops are part drilled to accommodate reception counter tops.
- Compatible on non-accessibility section on Connect Rectangular Reception Workstations with Accessibility Section only.

	MFC	Nanotech
<b>CON/CTR12/48</b> - For 2000w Workstations - 1200w x 280d x 480h	£238	£373
<b>CON/CTR10/48</b> - For 1800w Workstations - 1000w x 280d x 480h	£228	£344
<b>CON/CTR8/48</b> - For 1600w Workstations - 800w x 280d x 480h	£213	£311
<b>CON/CTR12/38</b> - For 2000w Workstations - 1200w x 280d x 380h	£231	£345
<b>CON/CTR10/38</b> - For 1800w Workstations - 1000w x 280d x 380h	£217	£315
<b>CON/CTR8/38</b> - For 1600w Workstations - 800w x 280d x 380h	£205	£287



OF11  
Illustrated in red

### Connect Cable Tray

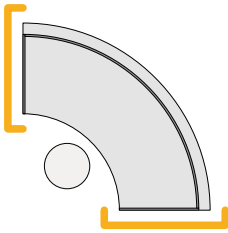
- Standard lead time. • Cable trays are 100mm deep and 110mm high.
- Not compatible with Curved or Corner Workstations.

	Metalwork
<b>OF13</b> - For 2000w Rectangular Reception Workstations - 1775w	£112
<b>OF12</b> - For 1800w Rectangular Reception Workstations - 1675w	£98
<b>OF11</b> - For 1600w Rectangular Reception Workstations - 1475w	£83
<b>OF9</b> - For 1400w Rectangular Reception Workstations - 1275w	£77
<b>OF7</b> - For 1200w Rectangular Reception Workstations - 1075w	£67
<b>OF5</b> - For 1000w Rectangular Reception Workstations - 900w	£64
<b>OF3</b> - For 800w Rectangular Reception Workstations - 755w	£60

**MFC:** Available in Ash, Autumn Cherry, Beech, Chester Oak, English Walnut, Grey, Grey Nebraska Oak, Laurentii Wenge, Natural Nebraska Oak and White  
**Nanotech:** Available in Black (2 Week Lead Time)  
**Edging:** Add £36 for Wenge and Black per top - Add £46 for Plywood Effect per top - Edging on 25mm White MFC and Black Nanotech only  
**Metalwork:** Add 0% for Silver, Black Graphite and White  
 Add 12% for Praline, Olive Green, Atlantic Blue, Sapphire Blue, Mustard Yellow, Terracotta and Conker Brown (2 Week Lead Time)



CONCV



### Connect Curved Reception Workstation

- 2 week lead time.
- 25mm top panel.
- Supplied with 2x full depth legs.
- Complete with kick plate (stainless steel only).
- Cable port access between workstations via legs.
- Connect Curved Reception Counter Tops compatible with this product.
- Pedestals not compatible with this product.
- Delivered part assembled.
- Nanotech Curved Workstations will have Nanotech top and sides and require a specified standard MFC finish for the front curved panel.

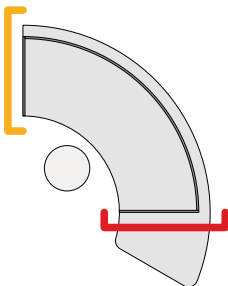
**CONCV** - 1650w x 1650d x 740h

	MFC	Nanotech Non-Curved Surfaces Only
CONCV	£1,490	£2,324

**ORANGE** - Can be attached to an adjoining workstation, be the end of sequence or be completely freestanding



CONCV/AERH



### Connect Curved Reception Workstation with Accessibility Extension

- 2 week lead time.
- 25mm top panel.
- Compliant with the Equality Act.
- Designed for wheelchair visitor access.
- Supplied with 2x full depth legs.
- Complete with kick plate (stainless steel only).
- Cable port access between workstations via legs.
- Connect Curved Reception Counter Tops compatible with this product.
- Pedestals not compatible with this product.
- Delivered part assembled.
- Nanotech Curved Workstations will have Nanotech top and sides and require a specified standard MFC finish for the front curved panel.

**CONCV/AE... (LH or RH)** - 2300w x 1650d x 740h

	MFC	Nanotech Non-Curved Surfaces Only
CONCV/AE... (LH or RH)	£1,644	£2,577

**ORANGE** - Can be attached to an adjoining workstation, be the end of sequence or be completely freestanding

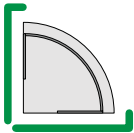
**RED** - Must be the end of the sequence



**MFC:** Available in Ash, Autumn Cherry, Beech, Chester Oak, English Walnut, Grey, Grey Nebraska Oak, Laurentii Wenge, Natural Nebraska Oak and White  
**Nanotech:** Available in Black (2 Week Lead Time)  
**Edging:** Add £36 for Wenge and Black per top - Add £46 for Plywood Effect per top - Edging on 25mm White MFC and Black Nanotech only  
**Metalwork:** Add 0% for Silver, Black Graphite and White  
 Add 12% for Praline, Olive Green, Atlantic Blue, Sapphire Blue, Mustard Yellow, Terracotta and Conker Brown (2 Week Lead Time)



CONCN/INT



### Connect Corner Reception Workstation with Double Inset Legs

- This workstation must be attached to an adjoining workstation on both sides.
- 2 week lead time. • 25mm top panel. • Supplied with 2x inset legs. • Complete with kick plate (stainless steel only).
- Cable port access between workstations via legs. • Delivered assembled.
- Nanotech Curved Workstations will have Nanotech top and sides and require a specified standard MFC finish for the front curved panel.

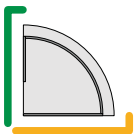
CONCN/INT - 800w x 800d x 740h

MFC	Nanotech Non-Curved Surfaces Only
£1,279	£1,553

**GREEN** - Must be attached to an adjoining workstation



CONCN/INTRH



### Connect Corner Reception Workstation with Inset Leg

- This workstation must be attached to an adjoining workstation on its left side.
- 2 week lead time. • 25mm top panel. • Supplied with 1x left side inset leg and 1x right side full depth leg.
- Complete with kick plate (stainless steel only). • Cable port access between workstations via legs.
- Delivered assembled.
- Nanotech Curved Workstations will have Nanotech top and sides and require a specified standard MFC finish for the front curved panel.

CONCN/INTRH - 800w x 800d x 740h

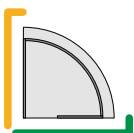
MFC	Nanotech Non-Curved Surfaces Only
£1,279	£1,553

**GREEN** - Must be attached to an adjoining workstation

**ORANGE** - Can be attached to an adjoining workstation or be the end of sequence



CONCN/INTLH



### Connect Corner Reception Workstation with Inset Leg

- This workstation must be attached to an adjoining workstation on its right side.
- 2 week lead time. • 25mm top panel. • Supplied with 1x left side full depth leg and 1x right side inset leg.
- Complete with kick plate (stainless steel only). • Cable port access between workstations via legs.
- Delivered assembled.
- Nanotech Curved Workstations will have Nanotech top and sides and require a specified standard MFC finish for the front curved panel.

CONCN/INTLH - 800w x 800d x 740h

MFC	Nanotech Non-Curved Surfaces Only
£1,279	£1,553

**GREEN** - Must be attached to an adjoining workstation

**ORANGE** - Can be attached to an adjoining workstation or be the end of sequence

**MFC:** Available in Ash, Autumn Cherry, Beech, Chester Oak, English Walnut, Grey, Grey Nebraska Oak, Laurentii Wenge, Natural Nebraska Oak and White  
**Nanotech:** Available in Black (2 Week Lead Time)  
**Edging:** Add £36 for Wenge and Black per top - Add £46 for Plywood Effect per top - Edging on 25mm White MFC and Black Nanotech only  
**Metalwork:** Add 0% for Silver, Black Graphite and White  
 Add 12% for Praline, Olive Green, Atlantic Blue, Sapphire Blue, Mustard Yellow, Terracotta and Conker Brown (2 Week Lead Time)



CON/CTCV/F38

**Connect Curved Reception Counter Tops**

- Workstation desktop needs to be removed to attach this product securely.
- 2 week lead time. • 25mm top panel. • Desktops are part drilled to accommodate reception counter tops.
- Compatible with Connect Curved Reception Workstations.
- Nanotech Curved Workstations will have Nanotech top and sides and require a specified standard MFC finish for the front curved panel.

	<b>MFC</b>	<b>Nanotech Non-Curved Surfaces Only</b>
<b>CON/CTCV/F48</b> - 2335w (extreme) x 280d x 480h	£958	£1,311
<b>CON/CTCV/F38</b> - 2335w (extreme) x 280d x 380h	£899	£1,245



CON/CTCV/T38

**Connect Curved Reception Third Counter Tops**

- Workstation desktop needs to be removed to attach this product securely.
- 2 week lead time. • 25mm top panel. • Desktops are part drilled to accommodate reception counter tops.
- Compatible with Connect Curved Reception Workstations.
- Nanotech Curved Workstations will have Nanotech top and sides and require a specified standard MFC finish for the front curved panel.

	<b>MFC</b>	<b>Nanotech Non-Curved Surfaces Only</b>
<b>CON/CTCV/T48</b> - 850w (extreme) x 280d x 480h	£762	£840
<b>CON/CTCV/T38</b> - 850w (extreme) x 280d x 380h	£723	£802



CON/CTCN/T38

**Connect Corner Reception Counter Tops**

- Workstation desktop needs to be removed to attach this product securely.
- 2 week lead time. • 25mm top panel. • Desktops are part drilled to accommodate reception counter tops.
- Compatible with Connect Corner Reception Workstations.
- Nanotech Curved Workstations will have Nanotech top and sides and require a specified standard MFC finish for the front curved panel.

	<b>MFC</b>	<b>Nanotech Non-Curved Surfaces Only</b>
<b>CON/CTCN/48</b> - 1140w x 280d x 480h	£801	£926
<b>CON/CTCN/38</b> - 1140w x 280d x 380h	£743	£859

# Reception

## Windsor

**MFC:** Available in Ash, Autumn Cherry, Beech, Chester Oak, English Walnut, Grey, Grey Nebraska Oak, Laurentii Wenge, Natural Nebraska Oak and White  
**Veneer:** Available in Oak and Walnut (3 Week Lead Time)  
**Edging:** Add £36 for Wenge and Black per top - Add £46 for Plywood Effect per top - Edging on 25mm White MFC only  
**Metalwork:** Add 0% for Silver, Black Graphite and White



WRU18RH

### Windsor Bow Fronted Reception Workstation

- Standard lead times.
- 25mm top panel.
- 600mm return.
- Desktop is 745mm high.

	MFC	Veneer
<b>WRU20... (LH or RH)</b> - 2000w x 1350d x 1100h	£2,277	£3,529
<b>WRU18... (LH or RH)</b> - 1800w x 1350d x 1100h	£2,183	£3,384



RRRH

### Windsor Radius Reception Desk with DDA Extension

- Standard lead times.
- 25mm top panel.
- Designed for wheelchair visitor access.
- Complete with kick plate (stainless steel only).
- Delivered assembled.
- Desktop is 745mm high.

	MFC	Veneer
<b>RR... (LH or RH)</b> - 2800w (extreme) x 800d x 745h	£2,822	£4,375



RR

### Windsor Radius Reception Desk

- Standard lead times.
- 25mm top panel.
- Complete with kick plate (stainless steel only).
- Delivered assembled.
- Desktop is 745mm high.

	MFC	Veneer
<b>RR</b> - 1915w (extreme) x 800d x 745h	£2,463	£3,824



DCT

### Windsor Curved Double Counter Top

- Standard lead times.
- 25mm top panel.
- Windsor curved double counter top does not sit flush either end of Windsor radius reception desks due to its fixings.

	MFC	Veneer
<b>DCT</b> - 1800w (extreme) x 240d x 380h	£2,193	£3,396



SCT

### Windsor Curved Single Counter Top

- Standard lead times.
- 25mm top panel.
- Windsor curved single counter top can be positioned left, centre or right of the reception desk.

	MFC	Veneer
<b>SCT</b> - 980w x 240d x 380h	£1,162	£1,799

# Reception

## Accessories and Compatibility Breakdown

**MFC:** Available in Ash, Autumn Cherry, Beech, Chester Oak, English Walnut, Grey, Grey Nebraska Oak, Laurentii Wenge, Natural Nebraska Oak and White  
**Veneer:** Available in Oak and Walnut (*3 Week Lead Time*)  
**Edging:** Add £36 for Wenge and Black per top - Add £46 for Plywood Effect per top - Edging on 25mm White MFC only  
**Metalwork:** Add 0% for Silver, Black Graphite and White



RS12

### Oval Reception Shelf

- Standard lead times. • 25mm top panel.

**RS14** - 1400w x 300d x 225h  
**RS12** - 1200w x 300d x 225h  
**RS10** - 1000w x 300d x 225h

MFC	Veneer
£435	£629
£421	£612
£412	£597



RSG12

### Oval Reception Shelf

- Standard lead times. • 10mm toughened clear glass.

**RSG14** - 1400w x 300d x 215h  
**RSG12** - 1200w x 300d x 215h  
**RSG10** - 1000w x 300d x 215h

Glass
£676
£651
£629



RSRH

### 'L' Shaped Reception Shelf

- Standard lead times. • 25mm top panel.
- Compatible with Kassini, Optima Plus and Callisto Reception Desks.

**RS... (LH or RH)** - 1850w x 1650d x 225h

MFC	Veneer
£850	£1,226



RSGRH

### 'L' Shaped Reception Shelf

- Standard lead times. • 10mm toughened clear glass.
- Compatible with Kassini, Optima Plus and Callisto Reception Desks.

**RSG... (LH or RH)** - 1850w x 1650d x 215h

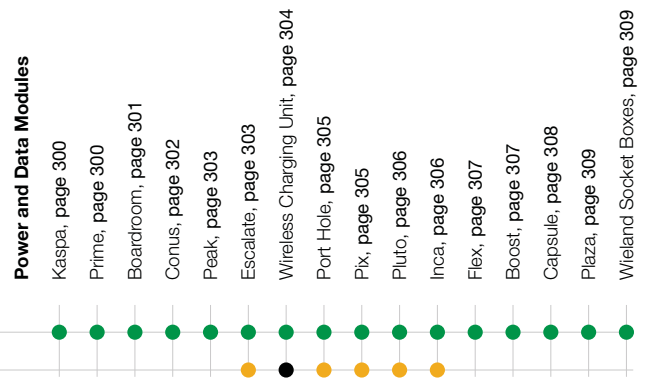
Glass
£1,141

## Reception Compatibility Breakdown

- **Black** - Compatible
- **Orange** - Non-standard position required
- **Green** - Unspecified

**Reception** - Connect

**Reception** - Windsor Bow Fronted Reception



## Conference / Meeting Tables

Various Conference / Meeting Ranges, Storage and Accessories



Taking inspiration from our core desking ranges, the Conference / Meeting portfolio delivers solutions and options that offer full flexibility, modern finishes and budgets to suit. Each table within the collection can be specified with wire management options and surface mounted power, data, and USB charging modules.

The introduction of timber framework into the portfolio with Lux Boardroom tables provides clients with a contemporary option to complement their workspace and make a lasting impression. The elegant Progress Plus Sit-Stand conference room table available in two configurations, with height adjustment of 650mm to 1280mm by use of a surface mounted touchpad, capable of accommodating up to 10 or 14 people.



# Conference / Meeting

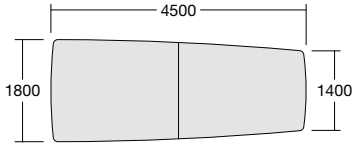
## Progress Plus Height Adjustable Conference Tables

3 Week Lead Time

**MFC:** Available in Ash, Autumn Cherry, Beech, Chester Oak, English Walnut, Grey, Grey Nebraska Oak, Laurentii Wenge, Natural Nebraska Oak and White  
**Nanotech:** Available in Black (2 Week Lead Time)  
**Edging:** Add £36 for Wenge and Black per top - Add £46 for Plywood Effect per top - Edging on 25mm White MFC and Black Nanotech only  
**Metalwork:** Add 0% for Silver, Black Graphite and White



PPCONF45



### Progress Plus Electric Height Adjustable Half-Barrel Conference Table

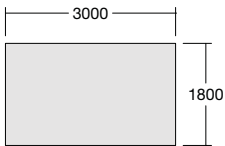
- 3 week lead time.
- 2x 25mm top panels.
- Complete with horizontal cable trays.
- Sit / stand height adjustment of 650mm-1280mm via electronic up / down keypad situated on the desktop.
- Anti-collision as standard.

**PPCONF45** - 4500w x 1800/1400d x 650-1280h  
 2x 2250mm Sections - Seating up to 14 People

MFC	Nanotech
£8,702	£9,568



PPCONF30



### Progress Plus Electric Height Adjustable Rectangular Conference Table

- 3 week lead time.
- 1x 25mm top panels.
- Complete with horizontal cable trays.
- Sit / stand height adjustment of 650mm-1280mm via electronic up / down keypad situated on the desktop.
- Anti-collision as standard.

**PPCONF30** - 3000w x 1800d x 650-1280h  
 1x 3000mm Sections - Seating up to 10 People

MFC
£5,673



# Conference / Meeting

## Aerofoil Fixed Height Conference Tables

**MFC:** Available in Ash, Autumn Cherry, Beech, Chester Oak, English Walnut, Grey, Grey Nebraska Oak, Laurentii Wenge, Natural Nebraska Oak and White  
**Nanotech:** Available in Black (2 Week Lead Time) - Nanotech on 25mm Desktops only  
**Veneer:** Available in Oak and Walnut (3 Week Lead Time)  
**Edging:** Add £36 for Wenge and Black per top - Add £46 for Plywood Effect per top - Edging on 25mm White MFC and Black Nanotech only  
**Metalwork:** Add 0% for Silver, Black Graphite and White  
 Add 12% for Praline, Olive Green, Atlantic Blue, Sapphire Blue, Mustard Yellow, Terracotta and Conker Brown (2 Week Lead Time)



ABT32

### Aerofoil Boardroom Table

- Standard lead times. • 2x 25mm top panels. • Horizontal and vertical cable management.
- Barrel shaped top with elliptical base and silver extruded uprights.

		MFC	Nanotech Desktop Only	Veneer
<b>ABT40</b>	- 4000w x 1300d x 740h 2x 2000mm Sections - Seating up to 14 People	£4,241	£4,796	£6,146
<b>ABT38</b>	- 3800w x 1300d x 740h 2x 1900mm Sections - Seating up to 12 People	£4,159	£4,687	£6,032
<b>ABT36</b>	- 3600w x 1300d x 740h 2x 1800mm Sections - Seating up to 12 People	£4,080	£4,579	£5,914
<b>ABT34</b>	- 3400w x 1300d x 740h 2x 1700mm Sections - Seating up to 10 People	£4,002	£4,474	£5,800
<b>ABT32</b>	- 3200w x 1300d x 740h 2x 1600mm Sections - Seating up to 10 People	£3,921	£4,366	£5,686



ABT26

### Aerofoil Boardroom Table

- Standard lead times. • 25mm top panel. • Horizontal and vertical cable management.
- Barrel shaped top with elliptical base and silver extruded uprights.

		MFC	Nanotech Desktop Only	Veneer
<b>ABT30</b>	- 3000w x 1300d x 740h 1x 3000mm Section - Seating up to 10 People	£2,990	-	-
<b>ABT28</b>	- 2800w x 1300d x 740h 1x 2800mm Section - Seating up to 8 People	£2,869	-	-
<b>ABT26</b>	- 2600w x 1300d x 740h 1x 2600mm Section - Seating up to 8 People	£2,770	£3,130	£4,044

# Conference / Meeting

## Lux Conference and Meeting Tables

2 Week Lead Time

<b>MFC:</b>	Available in Ash, Autumn Cherry, Beech, Chester Oak, English Walnut, Grey, Grey Nebraska Oak, Laurentii Wenge, Natural Nebraska Oak and White
<b>Nanotech:</b>	Available in Black (2 Week Lead Time)
<b>Veneer:</b>	Available in Oak and Walnut (3 Week Lead Time)
<b>Edging:</b>	Add £36 for Wenge and Black per top - Add £46 for Plywood Effect per top - Edging on 25mm White MFC and Black Nanotech only
<b>Metalwork:</b>	Add 0% for Silver, Black Graphite and White
<b>Additional:</b>	Add £0 for standard corners (no suffix) - Add £71 for radiused corners (suffix .../RC (page 52))



LUXOCT2800/ASL

### Lux Octagonal Conference Table

- 2 week lead time. • 25mm top panel.
- Tapered legs with adjustable levelling feet and steel sub-frame.

		MFC	Nanotech	Veneer
<b>LUXOCT2800...</b>	- 2800w x 1200d x 740h 1x 2800mm Section - Seating up to 10 People	£2,568	-	-
<b>LUXOCT2600...</b>	- 2600w x 1200d x 740h 1x 2600mm Section - Seating up to 8 People	£2,470	£2,804	£2,962
<b>LUXOCT2400...</b>	- 2400w x 1000d x 740h 1x 2400mm Section - Seating up to 8 People	£2,393	£2,648	£2,869

**Finishes:** Add £0 for Ash (.../ASL) Legs  
Add £68 for Stained Walnut (.../WAL), Stained Espresso (.../ESL), Stained Wenge (.../WEL),  
Stained Grey (.../GYL) and Stained Black (.../BKL) Legs  
Add £86 for White (.../WHL) Legs



LUXMT32/12/ASL

### Lux Rectangular Meeting Table

- 2 week lead time. • 2x 25mm top panels.
- Tapered legs with adjustable levelling feet and steel sub-frame.
- Available with radiused corners (see 'Additional' above).

		MFC	Nanotech	Veneer
<b>LUXMT48/16...</b>	- 2x Sections - 4800w x 1600d x 740h	£4,304	£5,125	£5,164
<b>LUXMT44/16...</b>	- 2x Sections - 4400w x 1600d x 740h	£4,161	£4,912	£4,988
<b>LUXMT40/16...</b>	- 2x Sections - 4000w x 1600d x 740h	£4,013	£4,695	£4,817
<b>LUXMT36/16...</b>	- 2x Sections - 3600w x 1600d x 740h	£3,869	£4,485	£4,641
<b>LUXMT32/16...</b>	- 2x Sections - 3200w x 1600d x 740h	£3,722	£4,267	£4,468
<b>LUXMT30/16...</b>	- 2x Sections - 3000w x 1600d x 740h	£3,652	£4,148	£4,380
<b>LUXMT48/14...</b>	- 2x Sections - 4800w x 1400d x 740h	£4,144	£4,863	£4,973
<b>LUXMT44/14...</b>	- 2x Sections - 4400w x 1400d x 740h	£4,001	£4,659	£4,797
<b>LUXMT40/14...</b>	- 2x Sections - 4000w x 1400d x 740h	£3,853	£4,452	£4,626
<b>LUXMT36/14...</b>	- 2x Sections - 3600w x 1400d x 740h	£3,709	£4,247	£4,450
<b>LUXMT32/14...</b>	- 2x Sections - 3200w x 1400d x 740h	£3,562	£4,041	£4,277
<b>LUXMT30/14...</b>	- 2x Sections - 3000w x 1400d x 740h	£3,492	£3,940	£4,189
<b>LUXMT48/12...</b>	- 2x Sections - 4800w x 1200d x 740h	£3,985	£4,600	£4,781
<b>LUXMT44/12...</b>	- 2x Sections - 4400w x 1200d x 740h	£3,839	£4,402	£4,606
<b>LUXMT40/12...</b>	- 2x Sections - 4000w x 1200d x 740h	£3,694	£4,205	£4,434
<b>LUXMT36/12...</b>	- 2x Sections - 3600w x 1200d x 740h	£3,549	£4,011	£4,261
<b>LUXMT32/12...</b>	- 2x Sections - 3200w x 1200d x 740h	£3,404	£3,813	£4,085
<b>LUXMT30/12...</b>	- 2x Sections - 3000w x 1200d x 740h	£3,316	£3,701	£3,998
<b>LUXMT48/10...</b>	- 2x Sections - 4800w x 1000d x 740h	£3,825	£4,338	£4,590
<b>LUXMT44/10...</b>	- 2x Sections - 4400w x 1000d x 740h	£3,680	£4,149	£4,416
<b>LUXMT40/10...</b>	- 2x Sections - 4000w x 1000d x 740h	£3,535	£3,962	£4,243
<b>LUXMT36/10...</b>	- 2x Sections - 3600w x 1000d x 740h	£3,389	£3,773	£4,066
<b>LUXMT32/10...</b>	- 2x Sections - 3200w x 1000d x 740h	£3,246	£3,587	£3,893
<b>LUXMT30/10...</b>	- 2x Sections - 3000w x 1000d x 740h	£3,172	£3,493	£3,807

**Finishes:** Add £0 for Ash (.../ASL) Legs  
Add £102 for Stained Walnut (.../WAL), Stained Espresso (.../ESL), Stained Wenge (.../WEL),  
Stained Grey (.../GYL) and Stained Black (.../BKL) Legs  
Add £129 for White (.../WHL) Legs



# Conference / Meeting

## Lux Meeting Tables

2 Week Lead Time

<b>MFC:</b>	Available in Ash, Autumn Cherry, Beech, Chester Oak, English Walnut, Grey, Grey Nebraska Oak, Laurentii Wenge, Natural Nebraska Oak and White
<b>Nanotech:</b>	Available in Black (2 Week Lead Time)
<b>Veneer:</b>	Available in Oak and Walnut (3 Week Lead Time)
<b>Edging:</b>	Add £36 for Wenge and Black per top - Add £46 for Plywood Effect per top - Edging on 25mm White MFC and Black Nanotech only
<b>Metalwork:</b>	Add 0% for Silver, Black Graphite and White
<b>Additional:</b>	Add £0 for standard corners (no suffix) - Add £71 for radiused corners (suffix .../RC (page 52))



LUXMT16/12/ASL

### Lux Rectangular Meeting Table

- 2 week lead time. • 25mm top panel.
- Tapered legs with adjustable levelling feet and steel sub-frame.
- Available with radiused corners (see 'Additional' above).

			MFC	Nanotech	Veneer
LUXMT28/14...	- 1x Section - 2800w x 1400d x 740h	£2,681	-	-	
LUXMT26/14...	- 1x Section - 2600w x 1400d x 740h	£2,601	£3,046	£3,119	
LUXMT24/14...	- 1x Section - 2400w x 1400d x 740h	£2,517	£2,929	£3,020	
LUXMT22/14...	- 1x Section - 2200w x 1400d x 740h	£2,354	£2,731	£2,824	
LUXMT20/14...	- 1x Section - 2000w x 1400d x 740h	£2,193	£2,534	£2,632	
LUXMT18/14...	- 1x Section - 1800w x 1400d x 740h	£2,028	£2,335	£2,435	
LUXMT28/14...	- 1x Section - 2800w x 1400d x 740h	£2,608	-	-	
LUXMT26/14...	- 1x Section - 2600w x 1400d x 740h	£2,528	£2,916	£3,031	
LUXMT24/14...	- 1x Section - 2400w x 1400d x 740h	£2,444	£2,804	£2,932	
LUXMT22/14...	- 1x Section - 2200w x 1400d x 740h	£2,281	£2,610	£2,736	
LUXMT20/14...	- 1x Section - 2000w x 1400d x 740h	£2,120	£2,419	£2,544	
LUXMT18/14...	- 1x Section - 1800w x 1400d x 740h	£1,955	£2,224	£2,347	
LUXMT16/14...	- 1x Section - 1600w x 1400d x 740h	£1,792	£2,031	£2,151	
LUXMT28/12...	- 1x Section - 2800w x 1200d x 740h	£2,534	-	-	
LUXMT26/12...	- 1x Section - 2600w x 1200d x 740h	£2,452	£2,786	£2,945	
LUXMT24/12...	- 1x Section - 2400w x 1200d x 740h	£2,374	£2,681	£2,849	
LUXMT22/12...	- 1x Section - 2200w x 1200d x 740h	£2,211	£2,493	£2,651	
LUXMT20/12...	- 1x Section - 2000w x 1200d x 740h	£2,046	£2,302	£2,458	
LUXMT18/12...	- 1x Section - 1800w x 1200d x 740h	£1,882	£2,114	£2,258	
LUXMT16/12...	- 1x Section - 1600w x 1200d x 740h	£1,722	£1,928	£2,063	
LUXMT14/12...	- 1x Section - 1400w x 1200d x 740h	£1,649	£1,827	£1,978	
LUXMT28/10...	- 1x Section - 2800w x 1000d x 740h	£2,462	-	-	
LUXMT26/10...	- 1x Section - 2600w x 1000d x 740h	£2,379	£2,657	£2,858	
LUXMT24/10...	- 1x Section - 2400w x 1000d x 740h	£2,299	£2,555	£2,758	
LUXMT22/10...	- 1x Section - 2200w x 1000d x 740h	£2,133	£2,368	£2,561	
LUXMT20/10...	- 1x Section - 2000w x 1000d x 740h	£1,976	£2,189	£2,369	
LUXMT18/10...	- 1x Section - 1800w x 1000d x 740h	£1,811	£2,003	£2,173	
LUXMT16/10...	- 1x Section - 1600w x 1000d x 740h	£1,649	£1,820	£1,978	
LUXMT14/10...	- 1x Section - 1400w x 1000d x 740h	£1,577	£1,726	£1,892	
LUXMT12/10...	- 1x Section - 1200w x 1000d x 740h	£1,502	£1,629	£1,804	

**Finishes:** Add £0 for Ash (.../ASL) Legs  
 Add £68 for Stained Walnut (.../WAL), Stained Espresso (.../ESL), Stained Wenge (.../WEL),  
 Stained Grey (.../GYL) and Stained Black (.../BKL) Legs  
 Add £86 for White (.../WHL) Legs



LUXMT16/16/ASL

### Lux Square Meeting Table

- 2 week lead time. • 25mm top panel.
- Tapered legs with adjustable levelling feet and steel sub-frame.
- Available with radiused corners (see 'Additional' above).

		MFC	Nanotech	Veneer
LUXMT20/20...	- 2000w x 2000d x 740h	£2,240	£2,668	£2,686
LUXMT18/18...	- 1800w x 1800d x 740h	£2,078	£2,424	£2,492
LUXMT16/16...	- 1600w x 1600d x 740h	£1,913	£2,186	£2,295
LUXMT14/14...	- 1400w x 1400d x 740h	£1,749	£1,958	£2,099
LUXMT12/12...	- 1200w x 1200d x 740h	£1,586	£1,740	£1,902
LUXMT10/10...	- 1000w x 1000d x 740h	£1,422	£1,530	£1,710

**Finishes:** Add £0 for Ash (.../ASL) Legs  
 Add £68 for Stained Walnut (.../WAL), Stained Espresso (.../ESL), Stained Wenge (.../WEL),  
 Stained Grey (.../GYL) and Stained Black (.../BKL) Legs  
 Add £86 for White (.../WHL) Legs

# Conference / Meeting

## Lux Meeting Tables

2 Week Lead Time

**MFC:** Available in Ash, Autumn Cherry, Beech, Chester Oak, English Walnut, Grey, Grey Nebraska Oak, Laurentii Wenge, Natural Nebraska Oak and White  
**Nanotech:** Available in Black (2 Week Lead Time)  
**Veneer:** Available in Oak and Walnut (3 Week Lead Time)  
**Edging:** Add £36 for Wenge and Black per top - Add £46 for Plywood Effect per top - Edging on 25mm White MFC and Black Nanotech only  
**Metalwork:** Add 0% for Silver, Black Graphite and White



LUXMT/CIR16/ASL

### Lux Circular Meeting Table

- 2 week lead time.
- 25mm top panel.
- Tapered legs with adjustable levelling feet and steel sub-frame.

		MFC	Nanotech	Veneer
<b>LUXMT/CIR20...</b>	- 2000w (dia) x 740h	£2,363	£2,790	£2,815
<b>LUXMT/CIR18...</b>	- 1800w (dia) x 740h	£2,184	£2,530	£2,619
<b>LUXMT/CIR16...</b>	- 1600w (dia) x 740h	£2,002	£2,276	£2,404
<b>LUXMT/CIR14...</b>	- 1400w (dia) x 740h	£1,863	£2,072	£2,236
<b>LUXMT/CIR12...</b>	- 1200w (dia) x 740h	£1,586	£1,740	£1,902
<b>LUXMT/CIR10...</b>	- 1000w (dia) x 740h	£1,458	£1,566	£1,749

#### Finishes:

Add £0 for Ash (.../ASL) Legs  
 Add £68 for Stained Walnut (.../WAL), Stained Espresso (.../ESL), Stained Wenge (.../WEL),  
 Stained Grey (.../GYL) and Stained Black (.../BKL) Legs  
 Add £86 for White (.../WHL) Legs



LUXB16/16/ASL/RC

### Lux Optional Radiused Corners

- 2 week lead time.
- Adds a radius to 4 corners of specific Lux workstations.
- Suffix .../RC to the end of relevant Lux codes.

.../RC	Price
- Radiused Corners	£71



# Conference / Meeting

## Reflex Conference and Meeting Tables

2 Week Lead Time

**MFC:** Available in Ash, Autumn Cherry, Beech, Chester Oak, English Walnut, Grey, Grey Nebraska Oak, Laurentii Wenge, Natural Nebraska Oak and White  
**Nanotech:** Available in Black (2 Week Lead Time)  
**Veneer:** Available in Oak and Walnut (3 Week Lead Time)  
**Edging:** Add £36 for Wenge and Black per top - Add £46 for Plywood Effect per top - Edging on 25mm White MFC and Black Nanotech only  
**Metalwork:** Add 0% for Silver, Black Graphite and White - Add 15% for Chrome Effect - Add 5% for Raw  
 Add 12% for Praline, Olive Green, Atlantic Blue, Sapphire Blue, Mustard Yellow, Terracotta and Conker Brown



ROCT3000

### Reflex Octagonal Conference Table

- 2 week lead time.
- 25mm top panel.
- Shared centre legs.
- Tapered angled legs with steel sub-frame.
- Adjustable levelling feet.

	MFC	Veneer
<b>ROCT3000</b> - 3000w x 1400d x 740h	£3,707	-
1x 3000mm Section - Seating up to 10 People		



ROCT2800

### Reflex Octagonal Conference Table

- 2 week lead time.
- 25mm top panel.
- Tapered angled legs with steel sub-frame.
- Adjustable levelling feet.

	MFC	Nanotech	Veneer
<b>ROCT2800</b> - 2800w x 1200d x 740h	£2,568	-	-
1x 2800mm Section - Seating up to 10 People			
<b>ROCT2600</b> - 2600w x 1200d x 740h	£2,470	£2,804	£2,962
1x 2600mm Section - Seating up to 8 People			
<b>ROCT2400</b> - 2400w x 1000d x 740h	£2,393	£2,648	£2,869
1x 2400mm Section - Seating up to 8 People			



RMT32/12

### Reflex Rectangular Meeting Table

- 2 week lead time.
- 2x 25mm top panels.
- Shared centre legs.
- Tapered angled legs with steel sub-frame.
- Adjustable levelling feet.

	MFC	Nanotech	Veneer
<b>RMT48/14</b> - 2x Sections - 4800w x 1400d x 740h	£4,144	£4,863	£4,973
<b>RMT44/14</b> - 2x Sections - 4400w x 1400d x 740h	£4,001	£4,659	£4,797
<b>RMT40/14</b> - 2x Sections - 4000w x 1400d x 740h	£3,853	£4,452	£4,626
<b>RMT36/14</b> - 2x Sections - 3600w x 1400d x 740h	£3,709	£4,247	£4,450
<b>RMT32/14</b> - 2x Sections - 3200w x 1400d x 740h	£3,562	£4,041	£4,277
<b>RMT30/14</b> - 2x Sections - 3000w x 1400d x 740h	£3,492	£3,940	£4,189
<b>RMT48/12</b> - 2x Sections - 4800w x 1200d x 740h	£3,985	£4,600	£4,781
<b>RMT44/12</b> - 2x Sections - 4400w x 1200d x 740h	£3,839	£4,402	£4,606
<b>RMT40/12</b> - 2x Sections - 4000w x 1200d x 740h	£3,694	£4,205	£4,434
<b>RMT36/12</b> - 2x Sections - 3600w x 1200d x 740h	£3,549	£4,011	£4,261
<b>RMT32/12</b> - 2x Sections - 3200w x 1200d x 740h	£3,404	£3,813	£4,085
<b>RMT30/12</b> - 2x Sections - 3000w x 1200d x 740h	£3,316	£3,701	£3,998
<b>RMT48/10</b> - 2x Sections - 4800w x 1000d x 740h	£3,825	£4,338	£4,590
<b>RMT44/10</b> - 2x Sections - 4400w x 1000d x 740h	£3,680	£4,149	£4,416
<b>RMT40/10</b> - 2x Sections - 4000w x 1000d x 740h	£3,535	£3,962	£4,243
<b>RMT36/10</b> - 2x Sections - 3600w x 1000d x 740h	£3,389	£3,773	£4,066
<b>RMT32/10</b> - 2x Sections - 3200w x 1000d x 740h	£3,245	£3,586	£3,893
<b>RMT30/10</b> - 2x Sections - 3000w x 1000d x 740h	£3,172	£3,493	£3,807



# Conference / Meeting

## Reflex Meeting Tables

2 Week Lead Time

**MFC:** Available in Ash, Autumn Cherry, Beech, Chester Oak, English Walnut, Grey, Grey Nebraska Oak, Laurentii Wenge, Natural Nebraska Oak and White  
**Nanotech:** Available in Black (2 Week Lead Time)  
**Veneer:** Available in Oak and Walnut (3 Week Lead Time)  
**Edging:** Add £36 for Wenge and Black per top - Add £46 for Plywood Effect per top - Edging on 25mm White MFC and Black Nanotech only  
**Metalwork:** Add 0% for Silver, Black Graphite and White - Add 15% for Chrome Effect - Add 5% for Raw  
 Add 12% for Praline, Olive Green, Atlantic Blue, Sapphire Blue, Mustard Yellow, Terracotta and Conker Brown



RMT16/12

### Reflex Rectangular Meeting Table

- 2 week lead time. • 25mm top panel.
- Tapered angled legs with steel sub-frame. • Adjustable levelling feet.

				MFC	Nanotech	Veneer
<b>RMT28/14</b>	- 1x Section	- 2800w x 1400d x 740h	_____	£2,608	-	-
<b>RMT26/14</b>	- 1x Section	- 2600w x 1400d x 740h	_____	£2,528	£2,916	£3,031
<b>RMT24/14</b>	- 1x Section	- 2400w x 1400d x 740h	_____	£2,444	£2,804	£2,932
<b>RMT22/14</b>	- 1x Section	- 2200w x 1400d x 740h	_____	£2,281	£2,610	£2,736
<b>RMT20/14</b>	- 1x Section	- 2000w x 1400d x 740h	_____	£2,120	£2,419	£2,544
<b>RMT18/14</b>	- 1x Section	- 1800w x 1400d x 740h	_____	£1,955	£2,224	£2,347
<b>RMT16/14</b>	- 1x Section	- 1600w x 1400d x 740h	_____	£1,792	£2,031	£2,151
<b>RMT28/12</b>	- 1x Section	- 2800w x 1200d x 740h	_____	£2,534	-	-
<b>RMT26/12</b>	- 1x Section	- 2600w x 1200d x 740h	_____	£2,452	£2,786	£2,945
<b>RMT24/12</b>	- 1x Section	- 2400w x 1200d x 740h	_____	£2,374	£2,681	£2,849
<b>RMT22/12</b>	- 1x Section	- 2200w x 1200d x 740h	_____	£2,211	£2,493	£2,651
<b>RMT20/12</b>	- 1x Section	- 2000w x 1200d x 740h	_____	£2,046	£2,302	£2,458
<b>RMT18/12</b>	- 1x Section	- 1800w x 1200d x 740h	_____	£1,882	£2,114	£2,258
<b>RMT16/12</b>	- 1x Section	- 1600w x 1200d x 740h	_____	£1,722	£1,928	£2,063
<b>RMT14/12</b>	- 1x Section	- 1400w x 1200d x 740h	_____	£1,649	£1,827	£1,978
<b>RMT28/10</b>	- 1x Section	- 2800w x 1000d x 740h	_____	£2,462	-	-
<b>RMT26/10</b>	- 1x Section	- 2600w x 1000d x 740h	_____	£2,379	£2,657	£2,858
<b>RMT24/10</b>	- 1x Section	- 2400w x 1000d x 740h	_____	£2,299	£2,555	£2,758
<b>RMT22/10</b>	- 1x Section	- 2200w x 1000d x 740h	_____	£2,133	£2,368	£2,561
<b>RMT20/10</b>	- 1x Section	- 2000w x 1000d x 740h	_____	£1,976	£2,189	£2,369
<b>RMT18/10</b>	- 1x Section	- 1800w x 1000d x 740h	_____	£1,811	£2,003	£2,173
<b>RMT16/10</b>	- 1x Section	- 1600w x 1000d x 740h	_____	£1,649	£1,820	£1,978
<b>RMT14/10</b>	- 1x Section	- 1400w x 1000d x 740h	_____	£1,577	£1,726	£1,892
<b>RMT12/10</b>	- 1x Section	- 1200w x 1000d x 740h	_____	£1,502	£1,629	£1,804



RMT16/16

### Reflex Square Meeting Table

- 2 week lead time. • 25mm top panel.
- Tapered angled legs with steel sub-frame. • Adjustable levelling feet.

				MFC	Nanotech	Veneer
<b>RMT20/20</b>	- 2000w x 2000d x 740h	_____		£2,240	£2,668	£2,686
<b>RMT18/18</b>	- 1800w x 1800d x 740h	_____		£2,078	£2,424	£2,492
<b>RMT16/16</b>	- 1600w x 1600d x 740h	_____		£1,913	£2,186	£2,295
<b>RMT14/14</b>	- 1400w x 1400d x 740h	_____		£1,749	£1,958	£2,099
<b>RMT12/12</b>	- 1200w x 1200d x 740h	_____		£1,586	£1,740	£1,902
<b>RMT10/10</b>	- 1000w x 1000d x 740h	_____		£1,422	£1,530	£1,710



RMT/CIR16

### Reflex Circular Meeting Table

- 2 week lead time. • 25mm top panel.
- Tapered angled legs with steel sub-frame. • Adjustable levelling feet.

				MFC	Nanotech	Veneer
<b>RMT/CIR20</b>	- 2000w (dia) x 740h	_____		£2,351	£2,779	£2,821
<b>RMT/CIR18</b>	- 1800w (dia) x 740h	_____		£2,184	£2,530	£2,619
<b>RMT/CIR16</b>	- 1600w (dia) x 740h	_____		£2,002	£2,276	£2,404
<b>RMT/CIR14</b>	- 1400w (dia) x 740h	_____		£1,863	£2,072	£2,236
<b>RMT/CIR12</b>	- 1200w (dia) x 740h	_____		£1,586	£1,740	£1,902
<b>RMT/CIR10</b>	- 1000w (dia) x 740h	_____		£1,458	£1,566	£1,749

# Conference / Meeting

Reflex and Lux Accessories

2 Week Lead Time

**Metalwork:** Add 0% for Silver, Black Graphite and White - Add 15% for Chrome Effect - Add 5% for Raw  
Add 12% for Praline, Olive Green, Atlantic Blue, Sapphire Blue, Mustard Yellow, Terracotta and Conker Brown



LCTR16  
Illustrated in red

## Lux and Reflex Meeting Cable Tray

- 2 week lead time. • Compatible with all Lux and Reflex conference / meeting tables.
- High capacity cable management system neatly conceals power, data and telecom cables through a hinged cable management tray. • Cable trays are 230mm deep and 80mm high.

			<b>Metalwork</b>
<b>LCTO30</b>	- For ROCT3000	- 1200w (2x)	£252
<b>LCTO28</b>	- For LUXOCT2800 and ROCT2800	- 1100w (2x)	£244
<b>LCTO26</b>	- For LUXOCT2600 and ROCT2600	- 1000w (2x)	£234
<b>LCTO24</b>	- For LUXOCT2400 and ROCT2400	- 900w (2x)	£212
<b>LCTR48</b>	- For 4800w Rectangular Meeting	- 900w (4x)	£424
<b>LCTR44</b>	- For 4400w Rectangular Meeting	- 800w (4x)	£396
<b>LCTR40</b>	- For 4000w Rectangular Meeting	- 1500w (2x)	£278
<b>LCTR36</b>	- For 3600w Rectangular Meeting	- 1300w (2x)	£260
<b>LCTR32</b>	- For 3200w Rectangular Meeting	- 1100w (2x)	£244
<b>LCTR30</b>	- For 3000w Rectangular Meeting	- 1000w (2x)	£234
<b>LCTR28</b>	- For 2800w Rectangular Meeting	- 1100w (2x)	£244
<b>LCTR26</b>	- For 2600w Rectangular Meeting	- 1000w (2x)	£234
<b>LCTR24</b>	- For 2400w Rectangular Meeting	- 900w (2x)	£212
<b>LCTR22</b>	- For 2200w Rectangular Meeting	- 800w (2x)	£198
<b>LCTR20</b>	- For 2000w Rectangular Meeting	- 1500w	£139
<b>LCTR18</b>	- For 1800w Rectangular Meeting	- 1300w	£130
<b>LCTR16</b>	- For 1600w Rectangular Meeting	- 1100w	£122
<b>LCTR14</b>	- For 1400w Rectangular Meeting	- 900w	£106
<b>LCTR12</b>	- For 1200w Rectangular Meeting	- 700w	£90
<b>LCTS20</b>	- For 2000w Square Meeting	- 1500w	£139
<b>LCTS18</b>	- For 1800w Square Meeting	- 1300w	£130
<b>LCTS16</b>	- For 1600w Square Meeting	- 1100w	£122
<b>LCTS14</b>	- For 1400w Square Meeting	- 900w	£106
<b>LCTS12</b>	- For 1200w Square Meeting	- 700w	£90
<b>LCTS10</b>	- For 1000w Square Meeting	- 500w	£71
<b>LCTC18</b>	- For 2000w and 1800w Circular Meeting	- 900w	£106
<b>LCTC16</b>	- For 1600w Circular Meeting	- 700w	£90
<b>LCTC14</b>	- For 1400w Circular Meeting	- 600w	£80
<b>LCTC12</b>	- For 1200w Circular Meeting	- 500w	£71



# Conference / Meeting

## Qube Fixed Height Meeting Tables

<b>MFC:</b>	Available in Ash, Autumn Cherry, Beech, Chester Oak, English Walnut, Grey, Grey Nebraska Oak, Laurentii Wenge, Natural Nebraska Oak and White
<b>Nanotech:</b>	Available in Black (2 Week Lead Time)
<b>Veneer:</b>	Available in Oak and Walnut (3 Week Lead Time)
<b>Edging:</b>	Add £36 for Wenge and Black per top - Add £46 for Plywood Effect per top - Edging on 25mm White MFC and Black Nanotech only
<b>Metalwork:</b>	Add 0% for Silver, Black Graphite and White



QUBR32/16

### Qube Rectangular Meeting Table with Double Square Base

- Standard lead times. • 2x 25mm top panels and 2x bases. • Metal corner upright.
- Column base finished in the same MFC as specified for table top.
- Wire managed base, 2x 80mm apertures, located within the column.

	MFC	Nanotech	Veneer
<b>QUBR32/16</b> - 3200w x 1600d x 740h	£1,848	£3,047	£3,542
<b>QUBR32/14</b> - 3200w x 1400d x 740h	£1,590	£2,596	£3,016



QUBR32/12

### Qube Rectangular Meeting Table with Triple Square Base

- Standard lead times. • 2x 25mm top panels and 3x bases. • Metal corner upright.
- Column base finished in the same MFC as specified for table top.
- Wire managed base, 3x 80mm apertures, located within the column.

	MFC	Nanotech	Veneer
<b>QUBR32/12</b> - 3200w x 1200d x 740h	£1,809	£2,823	£3,248
<b>QUBR32/10</b> - 3200w x 1000d x 740h	£1,604	£2,389	£2,725



QUBR28/12

### Qube Rectangular Meeting Table with Double Square Base

- Standard lead times. • 25mm top panel. • Metal corner upright.
- Column base finished in the same MFC as specified for table top.
- Wire managed base, 2x 80mm apertures, located within the column.

	MFC	Nanotech	Veneer
<b>QUBR28/16</b> - 2800w x 1600d x 740h	£1,747	-	-
<b>QUBR24/16</b> - 2400w x 1600d x 740h	£1,675	£2,733	£3,174
<b>QUBR28/14</b> - 2800w x 1400d x 740h	£1,505	-	-
<b>QUBR24/14</b> - 2400w x 1400d x 740h	£1,419	£2,301	£2,674
<b>QUBR28/12</b> - 2800w x 1200d x 740h	£1,278	-	-
<b>QUBR24/12</b> - 2400w x 1200d x 740h	£1,207	£1,921	£2,230
<b>QUBR28/10</b> - 2800w x 1000d x 740h	£1,042	-	-
<b>QUBR24/10</b> - 2400w x 1000d x 740h	£988	£1,544	£1,791



QUBR20/12

### Qube Rectangular Meeting Table

- Standard lead times. • 25mm top panel. • Metal corner upright.
- Column base finished in the same MFC as specified for table top.
- Wire managed base, 80mm aperture, located within the column.

	MFC	Nanotech	Veneer
<b>QUBR20/16</b> - 2000w x 1600d x 740h	£1,393	£2,293	£2,673
<b>QUBR20/14</b> - 2000w x 1400d x 740h	£1,265	£2,073	£2,417
<b>QUBR20/12</b> - 2000w x 1200d x 740h	£1,151	£1,868	£2,177
<b>QUBR20/10</b> - 2000w x 1000d x 740h	£1,006	£1,632	£1,906



QUBS12/12

### Qube Square Meeting Table

- Standard lead times. • 25mm top panel. • Metal corner upright.
- Column base finished in the same MFC as specified for table top.
- Wire managed base, 80mm aperture, located within the column.

	MFC	Nanotech	Veneer
<b>QUBS16/16</b> - 1600w x 1600d x 740h	£922	£1,527	£1,793
<b>QUBS14/14</b> - 1400w x 1400d x 740h	£824	£1,300	£1,516
<b>QUBS12/12</b> - 1200w x 1200d x 740h	£652	£1,012	£1,184
<b>QUBS10/10</b> - 1000w x 1000d x 740h	£510	£769	£902

# Conference / Meeting

Progress Conference and Meeting Tables and Accessories

6 Week Lead Time

**MFC:** Available in Ash, Autumn Cherry, Beech, Chester Oak, English Walnut, Grey, Grey Nebraska Oak, Laurentii Wenge, Natural Nebraska Oak and White  
**Nanotech:** Available in Black (2 Week Lead Time)  
**Veneer:** Available in Oak and Walnut (3 Week Lead Time)  
**Edging:** Add £36 for Wenge and Black per top - Add £46 for Plywood Effect per top - Edging on 25mm White MFC and Black Nanotech only  
**Metalwork:** Add 0% for Silver and White



PCONF2

## Progress Fixed Height Rectangular Conference Table

• 6 week lead time. • 2x 25mm top panels.

**PCONF2** - 3400w x 1200d x 740h  
 2x 1700mm Sections - Seating up to 10 People

MFC	Nanotech	Veneer
£2,319	£2,681	£2,897



PCONF1A

## Progress Fixed Height Rectangular Conference Table

• 6 week lead time. • 25mm top panel.

**PCONF1B** - 2400w x 1200d x 740h  
 1x 2400mm Sections - Seating up to 8 People

MFC	Nanotech	Veneer
£1,368	£1,624	£1,712

**PCONF1A** - 2000w x 1200d x 740h  
 1x 2000mm Sections - Seating up to 8 People

MFC	Nanotech	Veneer
£1,174	£1,388	£1,470



PRMT20/10

## Progress Fixed Height Rectangular Meeting Table

• 6 week lead time. • 25mm top panel.

**PRMT22/10** - 2200w x 1000d x 740h

**PRMT20/10** - 2000w x 1000d x 740h

**PRMT20/8** - 2000w x 800d x 740h

MFC	Nanotech	Veneer
£1,214	£1,410	£1,517
£1,145	£1,324	£1,431

MFC	Nanotech	Veneer
£1,083	£1,225	£1,352



PRCT20  
 Illustrated in red

## Progress Meeting Cable Tray

• Standard lead time. • Compatible with Progress conference and meeting tables only.  
 • Meeting cable trays are 100mm deep and 110mm high.

**PRCT34** - For PCONF2 - Sold in 2x Sections - 2x 900w

**PRCT24** - For PCONF1B - 1300w

**PRCT22** - For 2200w Meeting Tables - 1100w

**PRCT20** - For PCONF1A and 2000w Meeting Tables - 900w

**Metalwork**

£251

£164

£143

£126

# Conference / Meeting

## Linnea Fixed Height Conference and Meeting Tables

<b>MFC:</b>	Available in Ash, Autumn Cherry, Beech, Chester Oak, English Walnut, Grey, Grey Nebraska Oak, Laurentii Wenge, Natural Nebraska Oak and White
<b>Nanotech:</b>	Available in Black (2 Week Lead Time)
<b>Veneer:</b>	Available in Oak and Walnut (3 Week Lead Time)
<b>Edging:</b>	Add £36 for Wenge and Black per top - Add £46 for Plywood Effect per top - Edging on 25mm White MFC and Black Nanotech only
<b>Metalwork:</b>	Add 0% for Silver, Black Graphite and White - Add 15% for Chrome Effect - Add 5% for Raw
	Add 12% for Praline, Olive Green, Atlantic Blue, Sapphire Blue, Mustard Yellow, Terracotta and Conker Brown (2 Week Lead Time)
<b>Additional:</b>	Add £0 for standard legs (no suffix) - Add £0 for 90 degree legs (suffix .../90 (page 68))



LCONF48

### Linnea Double 'D' Ended Conference Table

- Standard lead times. • 25mm top panel.
- Available with 90 degree Linnea leg (see 'Additional' above).

	<b>MFC</b>	<b>Nanotech</b>	<b>Veneer</b>
<b>LCONF48</b> - 4800w x 1200d x 740h 2x 1700mm and 1x 1400mm Sections - Seating up to 16 People	£3,267	£3,872	£4,900



LCONF34

### Linnea Double 'D' Ended Conference Table

- Standard lead times. • 25mm top panel.
- Available with 90 degree Linnea leg (see 'Additional' above).

	<b>MFC</b>	<b>Nanotech</b>	<b>Veneer</b>
<b>LCONF44</b> - 4400w x 1200d x 740h 2x 2200mm Sections - Seating up to 14 People	£2,914	£3,882	£4,368
<b>LCONF34</b> - 3400w x 1200d x 740h 2x 1700mm Sections - Seating up to 10 People	£2,464	£2,898	£3,699



LCONF24

### Linnea Double 'D' Ended Conference Table

- Standard lead times. • 25mm top panel.
- Available with 90 degree Linnea leg (see 'Additional' above).

	<b>MFC</b>	<b>Nanotech</b>	<b>Veneer</b>
<b>LCONF24</b> - 2400w x 1200d x 740h 1x 2400mm Section - Seating up to 8 People	£1,715	£2,022	£2,575
<b>LCONF20</b> - 2000w x 1200d x 740h 1x 2000mm Section - Seating up to 6 People	£1,419	£1,675	£2,129



LMT16/12

### Linnea Meeting Table

- Standard lead times. • 25mm top panel.
- Available with 90 degree Linnea leg (see 'Additional' above).

	<b>MFC</b>	<b>Nanotech</b>	<b>Veneer</b>
<b>LMT22/16</b> - 2200w x 1600d x 740h	£1,126	£1,496	£1,689
<b>LMT20/16</b> - 2000w x 1600d x 740h	£1,108	£1,444	£1,662
<b>LMT18/16</b> - 1800w x 1600d x 740h	£1,090	£1,392	£1,635
<b>LMT16/16</b> - 1600w x 1600d x 740h	£1,072	£1,341	£1,609
<b>LMT14/16</b> - 1400w x 1600d x 740h	£1,054	£1,289	£1,582
<b>LMT12/16</b> - 1200w x 1600d x 740h	£1,036	£1,238	£1,555
<b>LMT22/14</b> - 2200w x 1400d x 740h	£1,110	£1,433	£1,665
<b>LMT20/14</b> - 2000w x 1400d x 740h	£1,094	£1,388	£1,641
<b>LMT18/14</b> - 1800w x 1400d x 740h	£1,077	£1,342	£1,616
<b>LMT16/14</b> - 1600w x 1400d x 740h	£1,061	£1,296	£1,592
<b>LMT14/14</b> - 1400w x 1400d x 740h	£1,043	£1,249	£1,565
<b>LMT12/14</b> - 1200w x 1400d x 740h	£1,026	£1,202	£1,540
<b>LMT22/12</b> - 2200w x 1200d x 740h	£1,078	£1,355	£1,617
<b>LMT20/12</b> - 2000w x 1200d x 740h	£1,066	£1,318	£1,601
<b>LMT18/12</b> - 1800w x 1200d x 740h	£1,055	£1,282	£1,581
<b>LMT16/12</b> - 1600w x 1200d x 740h	£1,037	£1,239	£1,556
<b>LMT14/12</b> - 1400w x 1200d x 740h	£1,021	£1,197	£1,534
<b>LMT12/12</b> - 1200w x 1200d x 740h	£1,006	£1,157	£1,507
<b>LMT20/10</b> - 2000w x 1000d x 740h	£806	£1,016	£1,209
<b>LMT18/10</b> - 1800w x 1000d x 740h	£788	£977	£1,185
<b>LMT16/10</b> - 1600w x 1000d x 740h	£776	£944	£1,164
<b>LMT14/10</b> - 1400w x 1000d x 740h	£765	£912	£1,144
<b>LMT12/10</b> - 1200w x 1000d x 740h	£748	£874	£1,126
<b>LMT10/10</b> - 1000w x 1000d x 740h	£737	£842	£1,102
<b>LMT20/8</b> - 2000w x 800d x 740h	£789	£957	£1,186
<b>LMT18/8</b> - 1800w x 800d x 740h	£778	£929	£1,166
<b>LMT16/8</b> - 1600w x 800d x 740h	£765	£899	£1,144
<b>LMT14/8</b> - 1400w x 800d x 740h	£746	£864	£1,119
<b>LMT12/8</b> - 1200w x 800d x 740h	£733	£834	£1,098
<b>LMT10/8</b> - 1000w x 800d x 740h	£717	£801	£1,079



# Conference / Meeting

## Linnea Fixed Height Meeting Tables and Accessories

<b>MFC:</b>	Available in Ash, Autumn Cherry, Beech, Chester Oak, English Walnut, Grey, Grey Nebraska Oak, Laurentii Wenge, Natural Nebraska Oak and White
<b>Nanotech:</b>	Available in Black (2 Week Lead Time)
<b>Veneer:</b>	Available in Oak and Walnut (3 Week Lead Time)
<b>Edging:</b>	Add £36 for Wenge and Black per top - Add £46 for Plywood Effect per top - Edging on 25mm White MFC and Black Nanotech only
<b>Metalwork:</b>	Add 0% for Silver, Black Graphite and White - Add 15% for Chrome Effect - Add 5% for Raw Add 12% for Praline, Olive Green, Atlantic Blue, Sapphire Blue, Mustard Yellow, Terracotta and Conker Brown (2 Week Lead Time)
<b>Additional:</b>	Add £0 for standard legs (no suffix) - Add £0 for 90 degree legs (suffix .../90 (page 68))



LMT16/12/INT

### Linnea Meeting Table with Shared Inset Leg

- Standard lead times. • 25mm top panel.
- Available with 90 degree Linnea leg (see 'Additional' above).

	MFC	Nanotech	Veneer
<b>LMT22/16/INT</b> - 2200w x 1600d x 740h	£1,072	£1,442	£1,635
<b>LMT20/16/INT</b> - 2000w x 1600d x 740h	£1,054	£1,390	£1,608
<b>LMT18/16/INT</b> - 1800w x 1600d x 740h	£1,036	£1,338	£1,581
<b>LMT16/16/INT</b> - 1600w x 1600d x 740h	£1,018	£1,287	£1,555
<b>LMT14/16/INT</b> - 1400w x 1600d x 740h	£1,000	£1,235	£1,528
<b>LMT12/16/INT</b> - 1200w x 1600d x 740h	£982	£1,184	£1,501
<b>LMT22/14/INT</b> - 2200w x 1400d x 740h	£1,056	£1,379	£1,611
<b>LMT20/14/INT</b> - 2000w x 1400d x 740h	£1,040	£1,334	£1,587
<b>LMT18/14/INT</b> - 1800w x 1400d x 740h	£1,023	£1,288	£1,562
<b>LMT16/14/INT</b> - 1600w x 1400d x 740h	£1,007	£1,242	£1,538
<b>LMT14/14/INT</b> - 1400w x 1400d x 740h	£989	£1,195	£1,511
<b>LMT12/14/INT</b> - 1200w x 1400d x 740h	£972	£1,148	£1,486
<b>LMT22/12/INT</b> - 2200w x 1200d x 740h	£1,024	£1,301	£1,563
<b>LMT20/12/INT</b> - 2000w x 1200d x 740h	£1,012	£1,264	£1,547
<b>LMT18/12/INT</b> - 1800w x 1200d x 740h	£1,001	£1,228	£1,527
<b>LMT16/12/INT</b> - 1600w x 1200d x 740h	£983	£1,185	£1,502
<b>LMT14/12/INT</b> - 1400w x 1200d x 740h	£967	£1,143	£1,480
<b>LMT12/12/INT</b> - 1200w x 1200d x 740h	£952	£1,103	£1,453
<b>LMT20/10/INT</b> - 2000w x 1000d x 740h	£752	£962	£1,155
<b>LMT18/10/INT</b> - 1800w x 1000d x 740h	£734	£923	£1,131
<b>LMT16/10/INT</b> - 1600w x 1000d x 740h	£722	£890	£1,110
<b>LMT14/10/INT</b> - 1400w x 1000d x 740h	£711	£858	£1,090
<b>LMT12/10/INT</b> - 1200w x 1000d x 740h	£694	£820	£1,072
<b>LMT10/10/INT</b> - 1000w x 1000d x 740h	£683	£788	£1,048

### Linnea Conference / Meeting Cable Tray

- Standard lead times. • Tray can be positioned to the users side of the workstation or towards the middle.

#### Metalwork



LINCTC24  
Illustrated in red

<b>LINCTC48</b> - For LCONF48 - 1030w x 116d (3x)	£303
<b>LINCTC44</b> - For LCONF44 - 1630w x 116d (2x)	£300
<b>LINCTC34</b> - For LCONF34 - 1030w x 116d (2x)	£202
<b>LINCTC24</b> - For LCONF24 - 1430w x 116d	£133
<b>LINCTC20</b> - For LCONF20 - 1030w x 116d	£101



LDCT16/14/16D  
Illustrated in red

<b>LDCT22/14/16D</b> - For 2200w and 1600d and 1400d Meeting Tables - 700w x 416d (2x)	£194
<b>LDCT20/14/16D</b> - For 2000w and 1600d and 1400d Meeting Tables - 1800w x 416d	£213
<b>LDCT18/14/16D</b> - For 1800w and 1600d and 1400d Meeting Tables - 1600w x 416d	£190
<b>LDCT16/14/16D</b> - For 1600w and 1600d and 1400d Meeting Tables - 1400w x 416d	£162
<b>LDCT14/14/16D</b> - For 1400w and 1600d and 1400d Meeting Tables - 1200w x 416d	£147
<b>LDCT12/14/16D</b> - For 1200w and 1600d and 1400d Meeting Tables - 1000w x 416d	£132



LDCT16/12D  
Illustrated in red

<b>LDCT22/12D</b> - For 2200w and 1200d Meeting Tables - 700w x 308d (2x)	£150
<b>LDCT20/12D</b> - For 2000w and 1200d Meeting Tables - 1800w x 308d	£173
<b>LDCT18/12D</b> - For 1800w and 1200d Meeting Tables - 1600w x 308d	£155
<b>LDCT16/12D</b> - For 1600w and 1200d Meeting Tables - 1400w x 308d	£131
<b>LDCT14/12D</b> - For 1400w and 1200d Meeting Tables - 1200w x 308d	£120
<b>LDCT12/12D</b> - For 1200w and 1200d Meeting Tables - 1000w x 308d	£99



LMCT16  
Illustrated in red

<b>LMCT20</b> - For 2000w and 1000d Meeting Tables - 1630w x 116d	£133
<b>LMCT18</b> - For 1800w and 1000d Meeting Tables - 1430w x 116d	£119
<b>LMCT16</b> - For 1600w and 1000d Meeting Tables - 1230w x 116d	£101
<b>LMCT14</b> - For 1400w and 1000d Meeting Tables - 1030w x 116d	£92
<b>LMCT12</b> - For 1200w and 1000d Meeting Tables - 830w x 116d	£76
<b>LMCT10</b> - For 1000w and 1000d Meeting Tables - 630w x 116d	£60



LRCT16  
Illustrated in red

<b>LRCT20</b> - For 2000w and 800d Meeting Tables - 1470w x 222d	£133
<b>LRCT18</b> - For 1800w and 800d Meeting Tables - 1270w x 222d	£119
<b>LRCT16</b> - For 1600w and 800d Meeting Tables - 1070w x 222d	£101
<b>LRCT14</b> - For 1400w and 800d Meeting Tables - 870w x 222d	£92
<b>LRCT12</b> - For 1200w and 800d Meeting Tables - 670w x 222d	£76
<b>LRCT10</b> - For 1000w and 800d Meeting Tables - 470w x 222d	£60

# Conference / Meeting

## Matrix+ Fixed Height Conference and Meeting Tables

**MFC:** Available in Ash, Autumn Cherry, Beech, Chester Oak, English Walnut, Grey, Grey Nebraska Oak, Laurentii Wenge, Natural Nebraska Oak and White  
**Nanotech:** Available in Black (2 Week Lead Time)  
**Edging:** Add £36 for Wenge and Black per top - Add £46 for Plywood Effect per top - Edging on 25mm White MFC and Black Nanotech only  
**Metalwork:** Add 0% for Silver, Black Graphite and White - Underframe in Black Graphite  
 Add 12% for Praline, Olive Green, Atlantic Blue, Sapphire Blue, Mustard Yellow, Terracotta and Conker Brown (2 Week Lead Time)



MPCONF34

### Matrix+ Fixed Height Rectangular Conference Table

• Standard lead times. • 25mm top panel. • Underframe in Black Graphite.

	MFC	Nanotech
<b>MPCONF34</b> - 3400w x 1200d x 740h 2x 1700mm Sections - Seating up to 10 People	£1,437	£1,865



MPMT16/12

### Matrix+ Meeting Table

• Standard lead times. • 25mm top panel. • Underframe in Black Graphite.

	MFC	Nanotech
<b>MPMT20/16</b> - 2000w x 1600d x 740h	£806	£1,142
<b>MPMT18/16</b> - 1800w x 1600d x 740h	£793	£1,095
<b>MPMT16/16</b> - 1600w x 1600d x 740h	£780	£1,049
<b>MPMT14/16</b> - 1400w x 1600d x 740h	£767	£1,002
<b>MPMT12/16</b> - 1200w x 1600d x 740h	£754	£956
<b>MPMT20/14</b> - 2000w x 1400d x 740h	£788	£1,082
<b>MPMT18/14</b> - 1800w x 1400d x 740h	£775	£1,040
<b>MPMT16/14</b> - 1600w x 1400d x 740h	£762	£997
<b>MPMT14/14</b> - 1400w x 1400d x 740h	£749	£955
<b>MPMT12/14</b> - 1200w x 1400d x 740h	£736	£912
<b>MPMT20/12</b> - 2000w x 1200d x 740h	£770	£1,022
<b>MPMT18/12</b> - 1800w x 1200d x 740h	£757	£984
<b>MPMT16/12</b> - 1600w x 1200d x 740h	£744	£946
<b>MPMT14/12</b> - 1400w x 1200d x 740h	£731	£907
<b>MPMT12/12</b> - 1200w x 1200d x 740h	£718	£869
<b>MPMT20/10</b> - 2000w x 1000d x 740h	£590	£800
<b>MPMT18/10</b> - 1800w x 1000d x 740h	£582	£771
<b>MPMT16/10</b> - 1600w x 1000d x 740h	£574	£742
<b>MPMT14/10</b> - 1400w x 1000d x 740h	£566	£713
<b>MPMT12/10</b> - 1200w x 1000d x 740h	£558	£684
<b>MPMT10/10</b> - 1000w x 1000d x 740h	£550	£655
<b>MPMT20/8</b> - 2000w x 800d x 740h	£580	£748
<b>MPMT18/8</b> - 1800w x 800d x 740h	£572	£723
<b>MPMT16/8</b> - 1600w x 800d x 740h	£564	£698
<b>MPMT14/8</b> - 1400w x 800d x 740h	£556	£674
<b>MPMT12/8</b> - 1200w x 800d x 740h	£548	£649
<b>MPMT10/8</b> - 1000w x 800d x 740h	£540	£624



# Conference / Meeting

## Matrix+ Fixed Height Meeting Tables and Accessories

**MFC:** Available in Ash, Autumn Cherry, Beech, Chester Oak, English Walnut, Grey, Grey Nebraska Oak, Laurentii Wenge, Natural Nebraska Oak and White  
**Nanotech:** Available in Black (2 Week Lead Time)  
**Edging:** Add £36 for Wenge and Black per top - Add £46 for Plywood Effect per top - Edging on 25mm White MFC and Black Nanotech only  
**Metalwork:** Add 0% for Silver, Black Graphite and White - Underframe in Black Graphite  
 Add 12% for Praline, Olive Green, Atlantic Blue, Sapphire Blue, Mustard Yellow, Terracotta and Conker Brown (2 Week Lead Time)



MPMT16/12/INT

### Matrix+ Meeting Table with Shared Inset Intermediate Leg

• Standard lead times. • 25mm top panel. • Underframe in Black Graphite.

		MFC	Nanotech
<b>MPMT20/16/INT</b>	- 2000w x 1600d x 740h	£730	£1,066
<b>MPMT18/16/INT</b>	- 1800w x 1600d x 740h	£717	£1,019
<b>MPMT16/16/INT</b>	- 1600w x 1600d x 740h	£704	£973
<b>MPMT14/16/INT</b>	- 1400w x 1600d x 740h	£691	£926
<b>MPMT12/16/INT</b>	- 1200w x 1600d x 740h	£678	£880
<b>MPMT20/14/INT</b>	- 2000w x 1400d x 740h	£718	£1,012
<b>MPMT18/14/INT</b>	- 1800w x 1400d x 740h	£705	£970
<b>MPMT16/14/INT</b>	- 1600w x 1400d x 740h	£692	£927
<b>MPMT14/14/INT</b>	- 1400w x 1400d x 740h	£679	£885
<b>MPMT12/14/INT</b>	- 1200w x 1400d x 740h	£666	£842
<b>MPMT20/12/INT</b>	- 2000w x 1200d x 740h	£706	£958
<b>MPMT18/12/INT</b>	- 1800w x 1200d x 740h	£693	£920
<b>MPMT16/12/INT</b>	- 1600w x 1200d x 740h	£680	£882
<b>MPMT14/12/INT</b>	- 1400w x 1200d x 740h	£667	£843
<b>MPMT12/12/INT</b>	- 1200w x 1200d x 740h	£654	£805
<b>MPMT20/10/INT</b>	- 2000w x 1000d x 740h	£561	£771
<b>MPMT18/10/INT</b>	- 1800w x 1000d x 740h	£553	£742
<b>MPMT16/10/INT</b>	- 1600w x 1000d x 740h	£545	£713
<b>MPMT14/10/INT</b>	- 1400w x 1000d x 740h	£537	£684
<b>MPMT12/10/INT</b>	- 1200w x 1000d x 740h	£529	£655
<b>MPMT10/10/INT</b>	- 1000w x 1000d x 740h	£521	£626
<b>MPMT20/8/INT</b>	- 2000w x 800d x 740h	£553	£721
<b>MPMT18/8/INT</b>	- 1800w x 800d x 740h	£545	£696
<b>MPMT16/8/INT</b>	- 1600w x 800d x 740h	£537	£671
<b>MPMT14/8/INT</b>	- 1400w x 800d x 740h	£529	£647
<b>MPMT12/8/INT</b>	- 1200w x 800d x 740h	£521	£622
<b>MPMT10/8/INT</b>	- 1000w x 800d x 740h	£513	£597



MPA7D  
Illustrated in red



MPA7  
Illustrated in red

### Matrix+ Conference / Meeting Cable Tray

• Standard lead times. • Tray can be positioned to the users side of the workstation or towards the middle.

		Metalwork
<b>MPA8D</b>	- For MPCONF34 - 1630w x 175d (2x)	£258
<b>MPA10D</b>	- For 2000w and 1600d, 1400d and 1200d Meeting Tables - 1930w x 175d	£150
<b>MPA9D</b>	- For 1800w and 1600d, 1400d and 1200d Meeting Tables - 1730w x 175d	£136
<b>MPA7D</b>	- For 1600w and 1600d, 1400d and 1200d Meeting Tables - 1530w x 175d	£122
<b>MPA5D</b>	- For 1400w and 1400d and 1200d Meeting Tables - 1330w x 175d	£108
<b>MPA3D</b>	- For 1200w and 1200d Meeting Tables - 1130w x 175d	£94
<b>MPA10</b>	- For 2000w and 1000d and 800d Meeting Tables - 1600w x 100d	£75
<b>MPA9</b>	- For 1800w and 1000d and 800d Meeting Tables - 1400w x 100d	£70
<b>MPA7</b>	- For 1600w and 1000d and 800d Meeting Tables - 1200w x 100d	£65
<b>MPA5</b>	- For 1400w and 1000d and 800d Meeting Tables - 1000w x 100d	£60
<b>MPA3</b>	- For 1200w and 1000d and 800d Meeting Tables - 800w x 100d	£55
<b>MPA2</b>	- For 1000w and 1000d and 800d Meeting Tables - 600w x 100d	£50

# Conference / Meeting

## Optima Plus Conference and Meeting Tables

<b>MFC:</b>	Available in Ash, Autumn Cherry, Beech, Chester Oak, English Walnut, Grey, Grey Nebraska Oak, Laurentii Wenge, Natural Nebraska Oak and White
<b>Nanotech:</b>	Available in Black (2 Week Lead Time)
<b>Veneer:</b>	Available in Oak and Walnut (3 Week Lead Time)
<b>Edging:</b>	Add £36 for Wenge and Black per top - Add £46 for Plywood Effect per top - Edging on 25mm White MFC and Black Nanotech only
<b>Metalwork:</b>	Add 0% for Silver, Black Graphite and White - Add 15% for Chrome Effect Add 12% for Praline, Olive Green, Atlantic Blue, Sapphire Blue, Mustard Yellow, Terracotta and Conker Brown (2 Week Lead Time)



OPCONF3

### Optima Plus Double 'D' Ended Conference Table

- Standard lead times. • 25mm top panel.
- 'I' frame leg configuration with modesty panel.

	MFC	Nanotech	Veneer
<b>OPCONF3</b> - 4800w x 1200d x 740h 2x 1700mm and 1x 1400mm Sections - Seating up to 14 People	£2,940	£3,728	£4,560



OPCONF2

### Optima Plus Double 'D' Ended Conference Table

- Standard lead times. • 25mm top panel.
- 'I' frame leg configuration with modesty panel.

	MFC	Nanotech	Veneer
<b>OPCONF2</b> - 3400w x 1200d x 740h 2x 1700mm Sections - Seating up to 10 People	£2,300	£2,852	£3,568



OPCONF1B

### Optima Plus Double 'D' Ended Conference Table

- Standard lead times. • 25mm top panel.
- 'I' frame leg configuration with modesty panel.

	MFC	Nanotech	Veneer
<b>OPCONF1B</b> - 2400w x 1200d x 740h 1x 2400mm Section - Seating up to 8 People	£1,378	£1,764	£2,141
<b>OPCONF1A</b> - 2000w x 1200d x 740h 1x 2000mm Section - Seating up to 8 People	£1,151	£1,468	£1,782



OPCONF1CB

### Optima Plus Double 'D' Ended Conference Table

- Standard lead times. • 25mm top panel.
- 120mm diameter legs on 685mm diameter bases.

	MFC	Nanotech	Veneer
<b>OPCONF1CB</b> - 2400w x 1200d x 740h 1x 2400mm Section - Seating up to 8 People	£1,378	£1,635	£2,141
<b>OPCONF1CA</b> - 2000w x 1200d x 740h 1x 2000mm Section - Seating up to 6 People	£1,151	£1,364	£1,782



OPCONF1SB

### Optima Plus Rectangular Conference Table

- Standard lead times. • 25mm top panel. • Supplied with MT01 bases.
- Wire managed base, 80mm aperture, located within the column.
- 100mm square column. • Heavy duty weighted 505mm square x 15mm deep base.
- Levelling feet.

	MFC	Nanotech	Veneer
<b>OPCONF1SB</b> - 2400w x 1200d x 740h 1x 2400mm Section - Seating up to 8 People	£1,378	£1,635	£2,141
<b>OPCONF1SA</b> - 2000w x 1200d x 740h 1x 2000mm Section - Seating up to 8 People	£1,151	£1,364	£1,782



OPDDMT24

### Optima Plus Double 'D' Ended Meeting Table

- Standard lead times. • 25mm top panel.
- 'I' frame leg configuration with modesty panel.

	MFC	Nanotech	Veneer
<b>OPDDMT26</b> - 2600w x 800d x 740h	£1,007	£1,303	-
<b>OPDDMT24</b> - 2400w x 800d x 740h	£986	£1,256	£1,423
<b>OPDDMT22</b> - 2200w x 800d x 740h	£970	£1,215	£1,404
<b>OPDDMT20</b> - 2000w x 800d x 740h	£947	£1,166	£1,372

# Conference / Meeting

## Optima Plus and Callisto Conference and Meeting Tables

**MFC:** Available in Ash, Autumn Cherry, Beech, Chester Oak, English Walnut, Grey, Grey Nebraska Oak, Laurentii Wenge, Natural Nebraska Oak and White  
**Nanotech:** Available in Black (2 Week Lead Time)  
**Veneer:** Available in Oak and Walnut (3 Week Lead Time)  
**Edging:** Add £36 for Wenge and Black per top - Add £46 for Plywood Effect per top - Edging on 25mm White MFC and Black Nanotech only  
**Metalwork:** Add 0% for Silver, Black Graphite and White - Add 15% for Chrome Effect  
 Add 12% for Praline, Olive Green, Atlantic Blue, Sapphire Blue, Mustard Yellow, Terracotta and Conker Brown (2 Week Lead Time)



OPDMT20

### Optima Plus 'D' Ended Meeting Table

- Standard lead times. • 25mm top panel.
- 'I' frame leg configuration with modesty panel.

	MFC	Nanotech	Veneer
<b>OPDMT22</b> - 2200w x 800d x 740h	£921	£1,181	£1,331
<b>OPDMT20</b> - 2000w x 800d x 740h	£900	£1,134	£1,309
<b>OPDMT18</b> - 1800w x 800d x 740h	£884	£1,093	£1,275
<b>OPDMT16</b> - 1600w x 800d x 740h	£863	£1,046	£1,250



OPRMT16

### Optima Plus Rectangular Meeting Table

- Standard lead times. • 25mm top panel.
- 'I' frame leg configuration with modesty panel.

	MFC	Nanotech	Veneer
<b>OPRMT18</b> - 1800w x 800d x 740h	£696	£920	£1,007
<b>OPRMT16</b> - 1600w x 800d x 740h	£676	£874	£980
<b>OPRMT14</b> - 1400w x 800d x 740h	£659	£832	£955
<b>OPRMT12</b> - 1200w x 800d x 740h	£637	£784	£924



CSCT

### Callisto Segué Conference Table

- Standard lead times. • 25mm top panel. • 'A' frame style leg configuration.
- Optional infill panel.

	MFC	Nanotech	Veneer
<b>CSCT</b> - 4830w (extreme) x 2470d (extreme) x 740h 6x Curved Sections and 2x Curved Corner Sections Seating up to 16 People	£4,368	£5,369	£6,317



CSCTI

<b>CSCTI</b> - Infill Panel Only	£699	-	-
----------------------------------	------	---	---



CSMT

### Callisto Segué Meeting Table

- Standard lead times. • 25mm top panel. • 'A' frame style leg configuration.
- Optional infill panel.

	MFC	Nanotech	Veneer
<b>CSMT</b> - 2830w (extreme) x 2755d (extreme) x 740h 3x Curved Sections and 3x Curved Corner Sections Seating up to 12 People	£3,912	£4,667	£5,663



CSMTI

<b>CSMTI</b> - Infill Panel Only	£572	£715	£833
----------------------------------	------	------	------



COCT24

### Callisto Oval Conference Table

- Standard lead times. • 25mm top panel. • 'A' frame style leg configuration.

	MFC	Nanotech	Veneer
<b>COCT24</b> - 2400w x 1200d x 740h 1x 2400mm Section - Seating up to 8 People	£1,630	£1,937	£2,363

# Conference / Meeting

## Windsor Conference Tables

**MFC:** Available in Ash, Autumn Cherry, Beech, Chester Oak, English Walnut, Grey, Grey Nebraska Oak, Laurentii Wenge, Natural Nebraska Oak and White  
**Nanotech:** Available in Black (2 Week Lead Time)  
**Veneer:** Available in Oak and Walnut (3 Week Lead Time)  
**Edging:** Add £36 for Wenge and Black per top - Add £46 for Plywood Effect per top - Edging on 25mm White MFC and Black Nanotech only  
**Metalwork:** Add 0% for Silver, Black Graphite and White



CONF2AL

### Windsor Double 'D' Ended Conference Table

- Standard lead times. • 25mm top panel.
- Arrowhead leg configuration with modesty panel.

	MFC	Nanotech	Veneer
<b>CONF2AL</b> - 3400w x 1200d x 740h 2x 1700mm Sections - Seating up to 10 People	£2,425	£3,123	£3,765



DDT24

### Windsor Double 'D' Ended Conference Table

- Standard lead times. • 25mm top panel.
- Arrowhead leg configuration with modesty panel.

	MFC	Nanotech	Veneer
<b>DDT24</b> - 2400w x 1200d x 740h 1x 2400mm Section - Seating up to 8 People	£1,703	£2,205	£2,639



OVT24

### Windsor Oval Conference Table

- Standard lead times. • 25mm top panel.
- Arrowhead leg configuration with modesty panel.

	MFC	Nanotech	Veneer
<b>OVT24</b> - 2400w x 1200d x 740h 1x 2400mm Section - Seating up to 8 People	£1,703	£2,205	£2,639



BST24

### Windsor Barrel Conference Table

- Standard lead times. • 25mm top panel.
- Arrowhead leg configuration with modesty panel.

	MFC	Nanotech	Veneer
<b>BST24</b> - 2400w x 1200d x 740h 1x 2400mm Section - Seating up to 8 People	£1,703	£2,205	£2,639



# Conference / Meeting

## Flare Boardroom Storage Unit

**MFC:** Available in Ash, Autumn Cherry, Beech, Chester Oak, English Walnut, Grey, Grey Nebraska Oak, Laurentii Wenge, Natural Nebraska Oak and White  
**Nanotech:** Available in Black (2 Week Lead Time)  
**Veneer:** Available in Oak and Walnut (3 Week Lead Time)  
**Coloured:** Specific items available in Praline, Olive Green, Atlantic Blue, Sapphire Blue, Mustard Yellow, Terracotta and Conker Brown (2 Week Lead Time)  
**Edging:** Add £36 for Wenge and Black per top - Add £46 for Plywood Effect per top - Edging on 25mm White MFC and Black Nanotech only



FLA7/5/D4



FLA7/5/D3



FLA7/5/D2

### Flare Boardroom Storage Unit

- Standard lead time. • 25mm top panel. • 2 / 3 / 4x soft close hinged door mechanisms. • Lockable, includes 2x keys.
- All units supplied with 1 piece top and bottom. • Contrasting doors available on MFC and Black Nanotech only.
- Alternative handles available (page 228). • Additional shelves available (page 167).

		MFC	Nanotech	Veneer
<b>4 Doors with 2x Adjustable Shelves</b>				
<b>FLA9/6/D4...</b>	- 2000w x 600d x 900h	£1,579	£2,363	£2,290
<b>FLA9/5/D4...</b>	- 2000w x 500d x 900h	£1,486	£2,181	£2,155
<b>FLA7/6/D4...</b>	- 2000w x 600d x 740h	£1,419	£2,116	£2,070
<b>FLA7/5/D4...</b>	- 2000w x 500d x 740h	£1,336	£1,947	£1,936
<b>3 Doors with 2x Adjustable Shelves</b>				
<b>FLA9/6/D3...</b>	- 1500w x 600d x 900h	£1,255	£1,847	£1,820
<b>FLA9/5/D3...</b>	- 1500w x 500d x 900h	£1,179	£1,711	£1,710
<b>FLA7/6/D3...</b>	- 1500w x 600d x 740h	£1,135	£1,656	£1,635
<b>FLA7/5/D3...</b>	- 1500w x 500d x 740h	£1,069	£1,534	£1,531
<b>2 Doors with 1x Adjustable Shelf</b>				
<b>FLA9/6/D2...</b>	- 1000w x 600d x 900h	£908	£1,346	£1,271
<b>FLA9/5/D2...</b>	- 1000w x 500d x 900h	£855	£1,248	£1,197
<b>FLA7/6/D2...</b>	- 1000w x 600d x 740h	£818	£1,202	£1,149
<b>FLA7/5/D2...</b>	- 1000w x 500d x 740h	£775	£1,118	£1,082

**Finishes:** Add £0 for Silver (.../SF), Black Graphite (.../BGF) and White (.../WF) Legs  
 Add £22 for Raw Metalwork (.../RF) Legs  
 Add £52 for Black (.../BF), Praline (.../PLF), Olive Green (.../OVF), Atlantic Blue (.../ABF), Sapphire Blue (.../SBF), Mustard Yellow (.../MYF), Terracotta (.../TCF) and Conker Brown (.../CBF) Legs  
 Add £74 for Chrome Effect (.../CF) Legs

**Finishes:** Add £0 (on MFC) and £0 (on Nanotech) per door for Standard MFC Contrasting Door Finish (.../CON)  
 Add £26 (on MFC) and £0 (on Nanotech) per door for Coloured MFC Contrasting Door Finish (.../CON)  
 Add £30 (on MFC) and £0 (on Nanotech) per door for Nanotech Contrasting Door Finish (.../CON)  
 Further information required, contact Customer Services for a specification form

**Handles:** Add £0 per door for Standard Handles  
 Add £10 per door for Push release Open/Close Mechanism (.../PH)

**Additional:** Add £97 per Fridge Cut-Out on 600d Double Door Sections only (.../FDG) (page 167)



Showing Push release Open/Close Mechanism

# Conference / Meeting

## Combined Boardroom Storage Unit and Accessories

**MFC:** Available in Ash, Autumn Cherry, Beech, Chester Oak, English Walnut, Grey, Grey Nebraska Oak, Laurentii Wenge, Natural Nebraska Oak and White  
**Nanotech:** Available in Black (2 Week Lead Time)  
**Veneer:** Available in Oak and Walnut (3 Week Lead Time)  
**Coloured:** Specific items available in Praline, Olive Green, Atlantic Blue, Sapphire Blue, Mustard Yellow, Terracotta and Conker Brown (2 Week Lead Time)  
**Edging:** Add £36 for Wenge and Black per top - Add £46 for Plywood Effect per top - Edging on 25mm White MFC and Black Nanotech only



CSU7/5/D4



CSU7/5/D3



CSU7/5/D2

### Combined Storage Unit

- Standard lead time. • 25mm top panel. • 2 / 3 / 4x soft close hinged door mechanisms. • Lockable, includes 2x keys.
- 1000w and 1500w units supplied with 1 piece top and bottom. • 2000w units supplied with 1 piece top and 2 piece bottom.
- Contrasting doors available on MFC and Black Nanotech only.
- Alternative handles available (page 228). • Additional shelves available (see below).

	MFC	Nanotech	Veneer
<b>4 Doors with 2x Adjustable Shelves</b>			
<b>CSU9/6/D4</b> - 2000w x 600d x 900h	£1,396	£2,178	£2,105
<b>CSU9/5/D4</b> - 2000w x 500d x 900h	£1,302	£1,996	£1,971
<b>CSU7/6/D4</b> - 2000w x 600d x 740h	£1,236	£1,931	£1,885
<b>CSU7/5/D4</b> - 2000w x 500d x 740h	£1,152	£1,762	£1,752
<b>3 Doors with 2x Adjustable Shelves</b>			
<b>CSU9/6/D3</b> - 1500w x 600d x 900h	£1,070	£1,663	£1,635
<b>CSU9/5/D3</b> - 1500w x 500d x 900h	£996	£1,526	£1,525
<b>CSU7/6/D3</b> - 1500w x 600d x 740h	£950	£1,472	£1,450
<b>CSU7/5/D3</b> - 1500w x 500d x 740h	£886	£1,349	£1,346
<b>2 Doors with 1x Adjustable Shelf</b>			
<b>CSU9/6/D2</b> - 1000w x 600d x 900h	£723	£1,162	£1,088
<b>CSU9/5/D2</b> - 1000w x 500d x 900h	£670	£1,062	£1,011
<b>CSU7/6/D2</b> - 1000w x 600d x 740h	£633	£1,018	£966
<b>CSU7/5/D2</b> - 1000w x 500d x 740h	£590	£932	£896

**Finishes:** Add £0 (on MFC) and £0 (on Nanotech) per door for Standard MFC Contrasting Door Finish (.../CON)  
 Add £26 (on MFC) and £0 (on Nanotech) per door for Coloured MFC Contrasting Door Finish (.../CON)  
 Add £30 (on MFC) and £0 (on Nanotech) per door for Nanotech Contrasting Door Finish (.../CON)  
 Further information required, contact Customer Services for a specification form

**Handles:** Add £0 per door for Standard Handles  
 Add £10 per door for Push release Open/Close Mechanism (.../PH)

**Additional:** Add £97 per Fridge Cut-Out on 600d Double Door Sections only (.../FDG) (see below)




FLA7/6/D2/FDG1

### Flare Boardroom and Combined Storage Unit Cut-Out for Fridge

- Standard lead time. • Applies a cut-out to the chosen back section of the 600d Double Door Section of the unit only.
- Extra panels are added to divide the remaining internal space.
- To apply a fridge cut-out to the 600d Flare Boardroom and Combined Storage Units, suffix .../FDG to your chosen unit and refer to the '123' guide below. • Section numbers always start from left-hand section.

	Price
<b>.../FDG1</b> - Cut-Out in Section 1 on 2, 3 and 4 Door Units	£97
<b>.../FDG2</b> - Cut-Out in Section 2 on 2, 3 and 4 Door Units	£97
<b>.../FDG3</b> - Cut-Out in Section 3 on 4 Door Units	£97
<b>.../FDG4</b> - Cut-Out in Section 4 on 4 Door Units	£97



- A Section 1**
- B Section 2**
- C Section 3**
- D Section 4**



CSU/5/S/D2

### Flare Boardroom and Combined Storage Unit Adjustable Shelves

- Standard lead time.

	MFC	Nanotech	Veneer
<b>CSU/5/S/D1</b> - For Single Section 3 Door 500d Units - 472w x 408d x 18h	£24	£38	£36
<b>CSU/5/S/D2</b> - For 2 / 4 Door 500d Units - 963w x 408d x 18h	£44	£72	£72
<b>CSU/5/S/D3</b> - For Double Section 3 Door 500d Units - 972w x 408d x 18h	£44	£72	£72
<b>CSU/6/S/D1</b> - For Single Section 3 Door 600d Units - 472w x 508d x 18h	£26	£40	£38
<b>CSU/6/S/D2</b> - For 2 / 4 Door 600d Units - 963w x 508d x 18h	£52	£79	£76
<b>CSU/6/S/D3</b> - For Double Section 3 Door 600d Units - 972w x 508d x 18h	£52	£79	£76



# Conference / Meeting

## Switch Mobile Whiteboard TV Unit

4 Week Lead Time

**MFC:** Available in Ash, Autumn Cherry, Beech, Chester Oak, English Walnut, Grey, Grey Nebraska Oak, Laurentii Wenge, Natural Nebraska Oak and White  
**Coloured:** Available in Praline, Olive Green, Atlantic Blue, Sapphire Blue, Mustard Yellow, Terracotta and Conker Brown  
**Nanotech:** Available in Black (2 Week Lead Time)  
**Metalwork:** Add 0% for Silver, Black Graphite and White  
**Fabric:** Fully upholstered - See below for pricing groups



SWI/MTVU/TV




SWI/MTVU/TV

### Switch Mobile TV and Whiteboard Unit

- Compatible with TVs with a maximum weight of 16kg.
- 4 week lead time. • Supplied with 55" 4K TV (Branded), mounted by special hinged bracket.
- Flush mount surface power and media module (1x power socket, 1x USB twin charger (A+C), 1x HDMI and 1x USB (A)).
- Magnetic dry wipe whiteboard is 1310w x 1010h.
- Designer castors. • Power connection via side panel.
- Supplied with 3m 90 degree IEC power cable as standard.

	MFC and Fabric Group 1	Coloured MFC and Fabric Group 1	Nanotech and Fabric Group 1
<b>SWI/MWTVU/TV</b> - 1400w x 535d x 1890h	£7,878	£8,448	£8,448

Fabric Groups:	Add £0 for Group 1	Add £118 for Group 2	Add £248 for Group 3	Add £375 for Group 4
	Add £505 for Group 5	Add £683 for Group 6	Add £1,025 for Group 7	



### IEC 90 Degree Power Cable

- Above supplied with 3000w as standard - see alternative below.
- Standard lead time. • Black cable and plug. • 13amp fused.

	Price
<b>IEC90/7</b> - 7000mm	£30
<b>IEC90/5</b> - 5000mm	£25
<b>IEC90/2</b> - 2000mm	£18



IEC90/5

# Conference / Meeting

## Mobile Whiteboard Unit

**Metalwork:**

Add 0% for Silver, Black Graphite and White  
Add 12% for Praline, Olive Green, Atlantic Blue, Sapphire Blue, Mustard Yellow, Terracotta and Conker Brown (2 Week Lead Time)



MWBP

**Mobile Portrait Whiteboard Unit**

- Standard lead time.
- Mobile drywipe whiteboard.
- Portrait (900w x 1200h) orientation.
- 360 degree rotation.
- Magnetic.
- Storage tray.
- 2x locking castors.

**Price**

**MWBP** - 1000w x 620d x 1850h

£873



MWBL

**Mobile Landscape Whiteboard Unit**

- Standard lead time.
- Mobile drywipe whiteboard.
- Landscape (1200w x 900h) orientation.
- 360 degree rotation.
- Magnetic.
- Storage tray.
- 2x locking castors.

**Price**

**MWBL** - 1300w x 620d x 1700h

£904

# Conference / Meeting

## Power Modules

**Finishes:** **Kaspa:** Available in Silver with Black Inserts, Black with Black Inserts and Matt White with Black Inserts  
**Prime:** Available in Silver with Black Inserts, Black with Black Inserts and Matt White with Black Inserts  
**Guarantee:** 1 Year Guarantee on Electrical Items



POW/KAS/2P1T/S

### Kaspa Power and Media Module

- Standard lead time.
- 1x or 2x 3.15 amp individually fused sockets.
- 1x USB twin charger (type A+C).
- Integral colour coded fuse clips.
- 200mm power and connection lead to a Wieland connector.
- Fixing via 135w x 53d (1 gang) or 189w x 53d (2 gang) aperture.
- Requires a separate mains lead if connecting directly into a socket (page 177).

**POW/KAS/1P1T...** - 1x Power, 1x USB Twin Charger - 151w x 70d \_\_\_\_\_ **£219**

**POW/KAS/2P1T...** - 2x Power, 1x USB Twin Charger - 204w x 70d \_\_\_\_\_ **£245**

**Finishes:** Add £0 for Silver (.../S), Black (.../B) and White (.../W)



POW/KAS/1P1T/S  
Silver with Black Inserts



POW/KAS/1P1T/B  
Black with Black Inserts



POW/KAS/1P1T/W  
White with Black Inserts



POW/PRI/2P1T/S

### Prime Power and Media Module

- Standard lead time.
- 2x 3.15 amp individually fused sockets.
- 1x USB twin charger (type A+C).
- 200mm power and connection lead to a Wieland connector.
- Fixing via 225w x 60d aperture.
- Requires a separate mains lead if connecting directly into a socket (page 177).

**POW/PRI/2P1T...** - 2x Power, 1x USB Twin Charger - Without Cover - 241w x 73d \_\_\_\_\_ **£262**

**Finishes:** Add £0 for Silver (.../S), Black (.../B) and White (.../W)



POW/PRI/2P1T/S  
Silver with Black Inserts



POW/PRI/2P1T/B  
Black with Black Inserts



POW/PRI/2P1T/W  
White with Black Inserts



POW/PRI/2P1T/C/B

### Prime Power and Media Module With Cover

- Standard lead time.
- 2x 3.15 amp individually fused sockets.
- 1x USB twin charger (type A+C).
- 200mm power and connection lead to a Wieland connector.
- Fixing via 225w x 60d aperture.
- Casing provided to discretely protect cables and sockets.
- Requires a separate mains lead if connecting directly into a socket (page 177).

**POW/PRI/2P1T/C...** - 2x Power, 1x USB Twin Charger - With Cover - 257w x 88d \_\_\_\_\_ **£371**

**Finishes:** Add £0 for Silver (.../S), Black (.../B) and White (.../W)



POW/PRI/2P1T/C/S  
Silver with Black Inserts



POW/PRI/2P1T/C/B  
Black with Black Inserts



POW/PRI/2P1T/C/W  
White with Black Inserts

# Conference / Meeting

## Power Modules

3 Week Lead Time

**Finishes:**  
**Guarantee:**

**Boardroom:** Available in Silver with Grey Trim, Black with Black Trim and Matt White with Grey Trim (3 Week Lead Time on Black and White)  
1 Year Guarantee on Electrical Items



PPM2/S

### Boardroom Power Module

- 3 week lead time on black and white power modules. • BS6396 compliant. • 2x or 4x 3.15 amp individually fused sockets.
- Fixing via 272w x 132d (2 gang) or 430w x 132d (4 gang) aperture.
- Requires a separate mains lead if connecting directly into a socket (page 177).

**Price**

**PPM2...** - 2x Power - 300w x 150d \_\_\_\_\_ £295

**Finishes:** Add £0 for Silver (.../S)  
Add £37 for Black (.../B) and White (.../W)



PPM4/S

**PPM4...** - 4x Power - 460w x 150d \_\_\_\_\_ £413

**Finishes:** Add £0 for Silver (.../S)  
Add £37 for Black (.../B) and White (.../W)



PPMD2/S

### Boardroom Power and Data Module

- 3 week lead time on black and white power modules. • BS6396 compliant.
- 2x or 4x 3.15 amp individually fused sockets. • 2x Cat5e data sockets, includes 3 metre data cable.
- Fixing via 272w x 132d (2 gang) or 430w x 132d (4 gang) aperture.
- Requires a separate mains lead if connecting directly into a socket (page 177).

**Price**

**PPMD2...** - 2x Power, Data - 300w x 150d \_\_\_\_\_ £390

**Finishes:** Add £0 for Silver (.../S)  
Add £38 for Black (.../B) and White (.../W)



PPMD4/S

**PPMD4...** - 4x Power, Data - 460w x 150d \_\_\_\_\_ £500

**Finishes:** Add £0 for Silver (.../S)  
Add £38 for Black (.../B) and White (.../W)



PPMMD2/S

### Boardroom Power, Media and Data Module

- 3 week lead time on black and white power modules. • BS6396 compliant. • 2x or 4x 3.15 amp individually fused sockets.
- 2x Cat5e data sockets, includes 3 metre data cable. • 1x USB twin charger (type A+C).
- 1x VGA and 1x 3.5mm audio stereo connectors. • 1x HDMI 1.3 connector.
- Includes ratchet clips and earthing kit. • Fixing via 272w x 132d (2 gang) or 430w x 132d (4 gang) aperture.
- Requires a separate mains lead if connecting directly into a socket (page 177).

**Price**

**PPMMD2...** - 2x Power, Media, Data - 300w x 150d \_\_\_\_\_ £1,052

**Finishes:** Add £0 for Silver (.../S)  
Add £38 for Black (.../B) and White (.../W)



PPMMD4/S

**PPMMD4...** - 4x Power, Media, Data - 460w x 150d \_\_\_\_\_ £1,160

**Finishes:** Add £0 for Silver (.../S)  
Add £38 for Black (.../B) and White (.../W)



PPM2/S  
Silver Body with Grey Trim



PPM2/B  
Black Body with Black Trim  
(3 Week Lead Time)



PPM2/W  
White Body with Grey Trim  
(3 Week Lead Time)

# Conference / Meeting

## Power Modules

**Finishes:**  
**Guarantee:**

**Conus:** Available in Silver with Black Inserts, Black with Black Inserts and Matt White with Black Inserts  
1 Year Guarantee on Electrical Items



POW/CON/2P1D/S

### Conus Boardroom Power Module

- **Conus Data Options are required with this product (see below).**
- Standard lead time. • 2x or 4x 3.15 amp individually fused sockets.
- Available with 1x or 2x various additional data options (see below).
- Suffix 1x data option onto 2 Gang versions (e.g. POW/CON/2P1D/S/OP2) and 2x data options onto 4 Gang versions (e.g. POW/CON/4P2D/S/OP1/OP3).
- 200mm power and connection lead to a Wieland connector.
- Fixing via 230w x 138d (2 gang) or 369w x 138d (4 gang) aperture.
- Requires a separate mains lead if connecting directly into a socket (page 177).

**Price**

**POW/CON/2P1D...** - 2x Power, 1x Data Blank - 255w x 151d \_\_\_\_\_ £329

**POW/CON/4P2D...** - 4x Power, 2x Data Blanks - 387w x 151d \_\_\_\_\_ £407

**Finishes:** Add £0 for Silver (.../S), Black (.../B) and White (.../W)



POW/CON/2P1D/S  
Silver with Black Inserts



POW/CON/2P1D/B  
Black with Black Inserts



POW/CON/2P1D/W  
Matt White with Black Inserts

### Conus Data Options

- Standard lead time. • Suffix 1x data option onto 2 Gang versions (e.g. POW/CON/2P1D/S/OP2) and 2x data options onto 4 Gang versions (e.g. POW/CON/4P2D/S/OP1/OP3).

**Price**

**.../OP1** - HDMI Module with 3m Tails \_\_\_\_\_ £105

**.../OP2** - VGA and 3.5mm Combined Audio Extension Module with 3m Tails \_\_\_\_\_ £138

**.../OP3** - USB Twin Charger Module (Type A+C) \_\_\_\_\_ £107

**.../OP4** - 2x Cat6A Data Connector Module with 3m Tails \_\_\_\_\_ £115

**.../OP5** - Blank Module Plate \_\_\_\_\_ £4



.../OP1



.../OP2



.../OP3



.../OP4



.../OP5



# Conference / Meeting

## Power Modules

3 Week Lead Time

**Finishes:** **Peak:** Available in Stainless Steel Silver with Black Inserts, Black with Black Inserts and Matt White with Grey Inserts (3 Week Lead Time)  
**Escalate:** Available in Silver Only  
**Guarantee:** 1 Year Guarantee on Electrical Items



PEAPM60/S

### Peak Power and Media Module

- 3 week lead time.
- 4x or 6x 3.15 amp individually fused sockets.
- 2x USB twin charger (type A+C).
- Integral colour coded fuse clips.
- Hardwired 800mm lead to Wieland connector.
- Includes 4x screw clamps.
- Fixing via 194w x 134d (4 gang) or 274w x 134d (6 gang) aperture.
- Requires a separate mains lead if connecting directly into a socket (page 177).

**PEAPM60** - 4x Power, 2x USB Twin Charger - 220w x 155d \_\_\_\_\_ **£833**

**Finishes:** Add £0 for Silver (.../S)  
Add £32 for Black (.../B) and White (.../W)



PEAPM80/B

**PEAPM80** - 6x Power, 2x USB Twin Charger - 300w x 155d \_\_\_\_\_ **£893**

**Finishes:** Add £0 for Silver (.../S)  
Add £32 for Black (.../B) and White (.../W)



PEAPM60/S  
Stainless Steel Silver with Black Inserts



PEAPM80/B  
Black with Black Inserts



PEAPM80/W  
Matt White with Grey Inserts



POW/ESC/1P1T/S

### Escalate Power and Media Module

- Standard lead time.
- 1x 3.15 amp individually fused socket.
- 1x USB twin charger (type A+A).
- 500mm power and connection lead to Wieland connector.
- Fixing via 80w (dia) porthole aperture.
- Requires a separate mains lead if connecting directly into a socket (page 177).

**POW/ESC/1P1T/S** - 1x Power, 1x USB Twin Charger - Silver - 95w (dia) x 230h \_\_\_\_\_ **£225**



POW/ESC/1P1T/S

# Conference / Meeting

## Power Modules

**Finishes:**

**WCU:** Available in Black, Black with Aluminium Trim, Black Glass, White, White with Aluminium Trim and White Glass (3 Week Lead Time)

**Dual Pro WCU:** Available in Black Glass with Silver Base, White Glass with Silver Base, Black Glass with Black Base and White Glass with Black Base  
 1 Year Guarantee on Electrical Items

**Guarantee:**



WCU/BB

**Wireless Charging Unit**

- Standard lead time. • Charge smartphones and tablets wirelessly. • Fixing via 80w porthole aperture.
- Charging unit complete with 15W USB power plug.
- Wireless Charging Receiver required when device does not support wireless charging.

**Price**

**WCU...** - Charging Unit - 85w (dia) \_\_\_\_\_ £260

**Finishes:**

Add £0 for Black (.../BB) and White (.../WW)  
 Add £40 for Aluminium Black (.../AB) and Aluminium White (.../AW)  
 Add £20 for Black Glass (.../BG) and White Glass (.../WG)



WCU/BB  
Black



WCU/AB  
Black with Aluminium Trim



WCU/BG  
Black Glass



WCU/WW  
White



WCU/AW  
White with Aluminium Trim



WCU/WG  
White Glass



WCU/DP/BGB

**Dual Pro Wireless Charging Unit**

- Standard lead time. • Lid cover slides to reveal 3x USB chargers (type A+A+C).
- Charge smartphones and tablets wirelessly. • 65W laptop charging without a traditional brick power cord.
- Fixing via 80w porthole aperture. • Charging unit complete with USB power plug.
- Wireless Charging Receiver required when device does not support wireless charging.

**Price**

**WCU/DP...** - Dual Pro Charging Unit - 203w x 93d x 8h \_\_\_\_\_ £289

**Finishes:**

Add £0 for Black Glass with Silver Base (.../BGS), White Glass with Silver Base (.../WGS),  
 Black Glass with Black Base (.../BGB) and White Glass with Black Base (.../WGB)



WCU/DP/BGS  
Black Glass with Silver Base



WCU/DP/WGS  
White Glass with Silver Base



WCU/DP/BGB  
Black Glass with Black Base



WCU/DP/WGB  
White Glass with Black Base



WCU/WCR

**Wireless Charging Receiver**

- Standard lead time. • Charge smartphones and tablets wirelessly.
- Wireless Charging Unit required to support wireless charging.

**Price**

**WCU/WCR** - Wireless Charging Receiver \_\_\_\_\_ £111

# Conference / Meeting

## Power Modules

**Finishes:** **Port Hole:** Available in Grey, Black and White  
**Pix:** Available in Black with Silver Trim and White with White Trim  
**Guarantee:** 1 Year Guarantee on Electrical Items



PHPM/G

### Port Hole Power and Media Module

- Standard lead time. • 1x 3.15 amp individually fused socket. • 1x USB twin charger (type A+C).
- 1m connection lead. • Fixing via 80w porthole aperture.
- Requires a separate mains lead if connecting directly into a socket (page 177).

**PHPM** - 1x Power, 1x USB Twin Charger - 95w (dia)

**Price**

£198

**Finishes:** Add £0 for Grey (.../G), Black (.../B) and White (.../W)



PHPM/G  
Grey



PHPM/B  
Black



PHPM/W  
White



POW/PIX/1P1T/B

### Pix Power and Media Module

- Standard lead time. • 1x 3.15 amp individually fused socket. • 1x USB twin charger (type A+C).
- 800mm connection lead. • Fixing via 80w porthole aperture.
- Requires a separate mains lead if connecting directly into a socket (page 177).

**POW/PIX/1P1T...** - 1x Power, 1x USB Twin Charger - 90w (dia) x 16h

**Price**

£257

**Finishes:** Add £0 for Black (.../B) and White (.../W)



POW/PIX/1P1T/B  
Black



POW/PIX/1P1T/W  
White





# Conference / Meeting

## Power Modules

**Finishes:** **Pluto:** Available in Grey with Black Inserts, Black with Grey Inserts and White with Grey Inserts  
**Inca:** Available in Grey, Black and White

**Guarantee:** 1 Year Guarantee on Electrical Items



PLU/3P/G

### Pluto Power Module

- Standard lead time. • 3.15 amp individually fused sockets. • Optional USB twin charger (type A+C).
- Fixing via 80w porthole aperture. • Requires a separate mains lead if connecting directly into a socket (page 177).

**Price**

**PLU/3P...** - 3x Power - 140w (dia) x 73h \_\_\_\_\_ **£245**

**Finishes:** Add £0 for Grey with Black Inserts (.../G), Black with Grey Inserts (.../B) and White with Grey Inserts (.../W)



PLU/2P/1USB/G

**PLU/2P/1USB...** - 2x Power, 1x USB Twin Charger - 140w (dia) x 73h \_\_\_\_\_ **£390**

**Finishes:** Add £0 for Grey with Black Inserts (.../G), Black with Grey Inserts (.../B) and White with Grey Inserts (.../W)



PLU/2P/1USB/G  
Grey



PLU/2P/1USB/B  
Black



PLU/2P/1USB/W  
White



IPM/G

### Inca Power and Media Module

- Standard lead time. • 2x 3.15 amp individually fused sockets. • 2x USB twin chargers (type A+C).
- Power and connection lead to 3 pole connector. • Fixing via 80w porthole aperture.
- Requires a separate mains lead if connecting directly into a socket (page 177).

**Price**

**IPM...** - 2x Power, 2x USB Twin Charger - 140w x 140d x 72h \_\_\_\_\_ **£425**

**Finishes:** Add £0 for Grey (.../G), Black (.../B) and White (.../W)



IPM/G  
Grey



IPM/B  
Black



IPM/W  
White

# Conference / Meeting

## Accessories and Compatibility Breakdown

**Guarantee:** 1 Year Guarantee on Electrical Items



### Wieland Mains Cable

- Standard lead time.
- Black cable and plug.
- 13amp fused.

**Price**

<b>7M</b> - 7000mm	£30
<b>5M</b> - 5000mm	£25
<b>3M</b> - 3000mm	£20
<b>2M</b> - 2000mm	£18



### Wieland Interconnection Cable

- Standard lead time.
- Black cable and interconnection plugs.
- Male and female connectors.

**Price**

<b>CL20</b> - 2000mm	£16
<b>CL10</b> - 1000mm	£14
<b>CL5</b> - 500mm	£13



### IEC 90 Degree Power Cable

- Standard lead time.
- Black cable and plug.
- 13amp fused.

**Price**

<b>IEC90/7</b> - 7000mm	£30
<b>IEC90/5</b> - 5000mm	£25
<b>IEC90/3</b> - 3000mm	£20
<b>IEC90/2</b> - 2000mm	£18

## Conference / Meeting Compatibility Breakdown

- **Black** - Compatible
- **Red** - May not support larger modules

Conference / Meeting	Aerofoil	Kaspa, page 300	Prime, page 300	Boardroom, page 301	Conus, page 302	Peak, page 303	Escalate, page 303	Wireless Charging Unit, page 304	Port Hole, page 305	Pix, page 305	Pluto, page 306	Inca, page 306	Flex, page 307	Boost, page 307	Capsule, page 308	Plaza, page 309	Wieland Socket Boxes, page 309
Conference / Meeting - Aerofoil	●	●	●	●	●	●	●	●	●	●	●	●					
Conference / Meeting - Qube 1200d	●	●	●	●	●	●	●	●	●	●	●	●					
Conference / Meeting - Qube 1000d	●	●															
Conference / Meeting - All other Qube	●	●	●	●	●	●	●	●	●	●	●	●					

## Benches

Alto, Harmony, Loco, Cubeform, Lux and Forte Ranges



With the increase of employers seeking a more diverse, intelligent approach to desking and agile working, our Bench portfolio has been designed to provide an alternative place of working, meeting and collaborating with a range of solutions to suit all environments and requirements. For use as in-office touchdown points, a number of bench tables are offered at 740mm high with complementing bench seats.



# Benches

## Alto Canopy

<b>MFC:</b>	Available in Ash, Autumn Cherry, Beech, Chester Oak, English Walnut, Grey, Grey Nebraska Oak, Laurentii Wenge, Natural Nebraska Oak and White
<b>Nanotech:</b>	Available in Black (2 Week Lead Time) - Undercut Edging detail option available (Contact Customer Services)
<b>Veneer:</b>	Available in Oak and Walnut (3 Week Lead Time)
<b>Solid Wood:</b>	Available in Oak (3 Week Lead Time) - Tops are 32mm thick
<b>Edging:</b>	Add £36 for Wenge and Black per top - Add £46 for Plywood Effect per top - Edging on 25mm White MFC and Black Nanotech only
<b>Metalwork:</b>	Add 0% for Silver, Black Graphite and White - Add 15% for Chrome Effect - Add 5% for Raw Add 12% for Praline, Olive Green, Atlantic Blue, Sapphire Blue, Mustard Yellow, Terracotta and Conker Brown (2 week lead time)



ABC24/12

### Alto Canopy High Bench with Support Frame

- Standard lead times. • 3 week lead time on Benches with Nanotech, Veneer and Solid Oak.
- 25mm MFC, Nanotech and Veneer top panels and 32mm Solid Oak top panels, all with radiused corners.
- Heavy duty 'A' frame canopy legs with cross bracing frame. • Mesh canopy.
- MFC, Nanotech and Veneer desktops are 1050h and Solid Oak desktops are 1057h.
- Available with undercut edging detail (Nanotech only - contact customer services).
- Available with optional Lighting Kit (page 171).

		MFC	Nanotech	Veneer	Solid Wood
<b>ABC28/12</b>	- 2800w x 1200d x 2100h	£2,280	£2,639	-	£4,062
<b>ABC26/12</b>	- 2600w x 1200d x 2100h	£2,208	£2,542	£3,111	£3,859
<b>ABC24/12</b>	- 2400w x 1200d x 2100h	£2,133	£2,440	£2,959	£3,653



ABC24/12/INT

### Alto Canopy High Bench with Support Frame and Shared Intermediate Leg

- Standard lead times. • 3 week lead time on Benches with Nanotech, Veneer and Solid Oak.
- 25mm MFC, Nanotech and Veneer top panels and 32mm Solid Oak top panels, all with radiused corners.
- Heavy duty 'A' frame canopy legs with cross bracing frame. • Mesh canopy.
- MFC, Nanotech and Veneer desktops are 1050h and Solid Oak desktops are 1057h.
- Available with undercut edging detail (Nanotech only - contact customer services).
- Available with optional Lighting Kit (page 171).

		MFC	Nanotech	Veneer	Solid Wood
<b>ABC28/12/INT</b>	- 2800w x 1200d x 2100h	£2,280	£2,639	-	£4,062
<b>ABC26/12/INT</b>	- 2600w x 1200d x 2100h	£2,208	£2,542	£3,111	£3,859
<b>ABC24/12/INT</b>	- 2400w x 1200d x 2100h	£2,133	£2,440	£2,959	£3,653



# Benches

## Alto Canopy

**MFC:** Available in Ash, Autumn Cherry, Beech, Chester Oak, English Walnut, Grey, Grey Nebraska Oak, Laurentii Wenge, Natural Nebraska Oak and White  
**Nanotech:** Available in Black (2 Week Lead Time) - Undercut Edging detail option available (Contact Customer Services)  
**Veneer:** Available in Oak and Walnut (3 Week Lead Time)  
**Solid Wood:** Available in Oak (3 Week Lead Time) - Tops are 32mm thick  
**Edging:** Add £36 for Wenge and Black per top - Add £46 for Plywood Effect per top - Edging on 25mm White MFC and Black Nanotech only  
**Metalwork:** Add 0% for Silver, Black Graphite and White - Add 15% for Chrome Effect - Add 5% for Raw  
 Add 12% for Praline, Olive Green, Atlantic Blue, Sapphire Blue, Mustard Yellow, Terracotta and Conker Brown (2 week lead time)



ABCL24/12

### Alto Canopy Low Bench

- Standard lead times. • 3 week lead time on Benches with Nanotech, Veneer and Solid Oak.
- 25mm MFC, Nanotech and Veneer top panels and 32mm Solid Oak top panels, all with radiused corners.
- Heavy duty 'A' frame canopy legs. • Mesh canopy.
- MFC, Nanotech and Veneer desktops are 740h and Solid Oak desktops are 747h.
- Available with undercut edging detail (Nanotech only - contact customer services).
- Available with optional Lighting Kit (page 171).

	MFC	Nanotech	Veneer	Solid Wood
<b>ABCL28/12</b> - 2800w x 1200d x 2100h	£2,107	£2,466	-	£3,889
<b>ABCL26/12</b> - 2600w x 1200d x 2100h	£2,045	£2,379	£2,948	£3,696
<b>ABCL24/12</b> - 2400w x 1200d x 2100h	£1,980	£2,287	£2,806	£3,500



ABCL24/12/INT

### Alto Canopy Low Bench with Shared Intermediate Leg

- Standard lead times. • 3 week lead time on Benches with Nanotech, Veneer and Solid Oak.
- 25mm MFC, Nanotech and Veneer top panels and 32mm Solid Oak top panels, all with radiused corners.
- Heavy duty 'A' frame canopy legs. • Mesh canopy.
- MFC, Nanotech and Veneer desktops are 740h and Solid Oak desktops are 747h.
- Available with undercut edging detail (Nanotech only - contact customer services).
- Available with optional Lighting Kit (page 171).

	MFC	Nanotech	Veneer	Solid Wood
<b>ABCL28/12/INT</b> - 2800w x 1200d x 2100h	£2,107	£2,466	-	£3,889
<b>ABCL26/12/INT</b> - 2600w x 1200d x 2100h	£2,045	£2,379	£2,948	£3,696
<b>ABCL24/12/INT</b> - 2400w x 1200d x 2100h	£1,980	£2,287	£2,806	£3,500



ABCL24/12/C

### Alto Canopy Low Bench with Castors

- Standard lead times. • 3 week lead time on Benches with Nanotech, Veneer and Solid Oak.
- 25mm MFC, Nanotech and Veneer top panels and 32mm Solid Oak top panels, all with radiused corners.
- Heavy duty 'A' frame canopy legs. • 75mm grey rubber castors with brakes. • Mesh canopy.
- MFC, Nanotech and Veneer desktops are 740h and Solid Oak desktops are 747h.
- Available with undercut edging detail (Nanotech only - contact customer services).
- Available with optional Lighting Kit (page 171).

	MFC	Nanotech	Veneer	Solid Wood
<b>ABCL28/12/C</b> - 2800w x 1200d x 2100h	£2,182	£2,541	-	£3,964
<b>ABCL26/12/C</b> - 2600w x 1200d x 2100h	£2,120	£2,454	£3,023	£3,771
<b>ABCL24/12/C</b> - 2400w x 1200d x 2100h	£2,055	£2,362	£2,881	£3,575



# Benches

## Alto Canopy Accessories

**Metalwork:**

Add 0% for Silver, Black Graphite and White - Add 15% for Chrome Effect - Add 5% for Raw  
 Add 12% for Praline, Olive Green, Atlantic Blue, Sapphire Blue, Mustard Yellow, Terracotta and Conker Brown (2 week lead time)



ABC24/12/LK

**Alto Bench Canopy Lighting Kit**

- Four week lead times.
- Non-retrofitable.
- Can be installed on all Alto Bench Canopies at point of purchase.
- Single switch to activate all 5 pendant lights at once.

.../LK

**Price**

£1,438



ABCCR

**Bench Cable Riser**

- Standard lead times.
- Single channel cable riser.

**Metalwork**

**ABCCR** - For Alto Bench Canopy with 1050/1057h Desktops

£62

**ABCLCR** - For Alto Bench Canopy with 740/747h Desktops

£61

**ABCLCR/C** - For Alto Bench Canopy with Castors and 740/747h Desktops

£61



ABCCT28

**Horizontal Cable Tray**

- Standard lead times.
- Cable trays are 100mm deep and 110mm high.
- Tray can be positioned to the users side of the workstation or towards the rear.

**Metalwork**

**ABCCT28** - For 2800w Alto Bench Canopy - 2300w

£217

**ABCCT26** - For 2600w Alto Bench Canopy - 2100w

£199

**ABCCT24** - For 2400w Alto Bench Canopy - 1900w

£181



LGT/B/ED1

**Alto Canopy Edison Squirrel Light (ST64)**

- Standard lead times.
- Replacement bulb.
- E27 ES LED cap size.
- 240 volts.
- 4 watts.
- Smoked spiral filament
- 100 lumen.
- 2000 Kelvin (extra warm / candle light).
- 15,000 hours nominal life.
- Bulb size 64w (dia) x 142h.

**Price**

LGT/B/ED1

£35



LGT/B/ED2

**Alto Canopy Edison Globe Light (G125)**

- Standard lead times.
- Replacement bulb.
- E27 ES LED cap size.
- 240 volts.
- 4 watts.
- Smoked spiral filament
- 100 lumen.
- 2000 Kelvin (extra warm / candle light).
- 15,000 hours nominal life.
- Bulb size 125w (dia) x 167h.

**Price**

LGT/B/ED2

£50

# Benches

## Alto Canopy Accessories



ABC/PLT1  
(Multiple Plants Included)


### Alto Canopy Bench Garland Pack

- Standard lead times. • Can be installed on all Alto Bench Canopies after purchase.
- Pack contains 3x Faux Ivy Garland Green Vines, 3x Faux Ivy Garland Green Variegated Vines and 4 x Faux Silk Silver Dollar Eucalyptus Garlands. • UV stable and wont fade in strong sunlight. • Maintenance free.
- Main stem can be moulded into position. • Complete with 1x pack of cable ties (ABC/PLT1/CT).

**Price**


ABC/PLT1

£675




#### Faux Ivy Garland Green Vine

- Realistic dark green leaf ivy with brown / green branch stems.
- 1830w x 160d.



#### Faux Ivy Garland Green Variegated Vine

- Realistic dark green leaf and cream tipped ivy with brown / green branch stems.
- 1830w x 160d.



#### Faux Silk Silver Dollar Eucalyptus Garland

- Green Lamb Ear garland with brown/green branch stems.
- 1950w x 160d.



ABC/PLT/CT

### Alto Canopy Bench Garland Pack Additional Cable Ties

- Standard lead times. • Cable Ties for securing Garland Pack onto Canopy mesh frame.
- Can be installed on all Alto Bench Canopies after purchase. • Pack contains 100 x Black Cable Ties - 80w x 2.5d.

**Price**

ABC/PLT1/CT - Pack of 100

£10



ABC/PLT2

### Alto Canopy Bench Trailing Buxus Pack

- Standard lead times. • Pack contains 9x realistic Trailing Buxus Plants.
- UV stable and wont fade in strong sunlight. • Fire retardant. • Maintenance free. • Recyclable.
- Main stem can be moulded into position. • Complete with 1x pack of cable ties (ABC/PLT1/CT).

**Price**

ABC/PLT2

£325



# Benches

## Alto Bench

<b>MFC:</b>	Available in Ash, Autumn Cherry, Beech, Chester Oak, English Walnut, Grey, Grey Nebraska Oak, Laurentii Wenge, Natural Nebraska Oak and White
<b>Nanotech:</b>	Available in Black (2 Week Lead Time) - Undercut Edging detail option available (Contact Customer Services)
<b>Veneer:</b>	Available in Oak and Walnut (3 Week Lead Time)
<b>Solid Wood:</b>	Available in Oak (3 Week Lead Time) - Tops are 32mm thick
<b>Edging:</b>	Add £36 for Wenge and Black per top - Add £46 for Plywood Effect per top - Edging on 25mm White MFC and Black Nanotech only
<b>Metalwork:</b>	Add 0% for Silver, Black Graphite and White - Add 15% for Chrome Effect - Add 5% for Raw Add 12% for Praline, Olive Green, Atlantic Blue, Sapphire Blue, Mustard Yellow, Terracotta and Conker Brown (2 Week Lead Time)



AB24/12

### Alto High Bench with Support Frame

- Standard lead times. • 3 week lead time on Benches with Nanotech, Veneer and Solid Oak.
- 25mm MFC, Nanotech and Veneer top panels and 32mm Solid Oak top panels.
- Heavy duty 'A' frame legs with cross bracing frame.
- Benches with MFC, Nanotech and Veneer are supplied 1050h with radiused corners.
- Benches with Solid Oak are supplied 1057h with 90 degree corners.
- Available with undercut edging detail (contact customer services).

	MFC	Nanotech	Veneer	Solid Wood
<b>AB28/12</b> - 2800w x 1200d x 1050/1057h	£1,705	£2,063	-	£3,487
<b>AB26/12</b> - 2600w x 1200d x 1050/1057h	£1,633	£1,966	£2,543	£3,291
<b>AB24/12</b> - 2400w x 1200d x 1050/1057h	£1,563	£1,869	£2,402	£3,089
<b>AB22/12</b> - 2200w x 1200d x 1050/1057h	£1,491	£1,774	£2,262	£2,893



AB24/12/C

### Alto High Bench with Support Frame and Castors

- Standard lead times. • 3 week lead time on Benches with Nanotech, Veneer and Solid Oak.
- 25mm MFC, Nanotech and Veneer top panels and 32mm Solid Oak top panels.
- Heavy duty 'A' frame legs with cross bracing frame. • 75mm grey rubber castors with brakes.
- Benches with MFC, Nanotech and Veneer are supplied 1050h with radiused corners.
- Benches with Solid Oak are supplied 1057h with 90 degree corners.
- Available with undercut edging detail (contact customer services).

	MFC	Nanotech	Veneer	Solid Wood
<b>AB28/12/C</b> - 2800w x 1200d x 1050/1057h	£1,780	£2,139	-	£3,562
<b>AB26/12/C</b> - 2600w x 1200d x 1050/1057h	£1,709	£2,042	£2,618	£3,366
<b>AB24/12/C</b> - 2400w x 1200d x 1050/1057h	£1,639	£1,946	£2,477	£3,165
<b>AB22/12/C</b> - 2200w x 1200d x 1050/1057h	£1,568	£1,849	£2,337	£2,969



ABL24/12

### Alto Low Bench

- Standard lead times. • 3 week lead time on Benches with Nanotech, Veneer and Solid Oak.
- 25mm MFC, Nanotech and Veneer top panels and 32mm Solid Oak top panels.
- Heavy duty 'A' frame legs.
- Benches with MFC, Nanotech and Veneer are supplied 740h with radiused corners.
- Benches with Solid Oak are supplied 747h with 90 degree corners.
- Available with undercut edging detail (contact customer services).

	MFC	Nanotech	Veneer	Solid Wood
<b>ABL28/12</b> - 2800w x 1200d x 740/747h	£1,534	£1,893	-	£3,316
<b>ABL26/12</b> - 2600w x 1200d x 740/747h	£1,470	£1,804	£2,373	£3,120
<b>ABL24/12</b> - 2400w x 1200d x 740/747h	£1,405	£1,712	£2,231	£2,924
<b>ABL22/12</b> - 2200w x 1200d x 740/747h	£1,340	£1,622	£2,090	£2,728
<b>ABL20/12</b> - 2000w x 1200d x 740/747h	£1,276	£1,532	£1,949	£2,533
<b>ABL18/12</b> - 1800w x 1200d x 740/747h	£1,211	£1,442	£1,808	£2,337
<b>ABL16/12</b> - 1600w x 1200d x 740/747h	£1,146	£1,351	£1,667	£2,141
<b>ABL14/12</b> - 1400w x 1200d x 740/747h	£1,083	£1,262	£1,525	£1,946
<b>ABL12/12</b> - 1200w x 1200d x 740/747h	£1,018	£1,171	£1,384	£1,750
<b>ABL28/10</b> - 2800w x 1000d x 740/747h	£1,380	£1,680	-	£2,985
<b>ABL26/10</b> - 2600w x 1000d x 740/747h	£1,316	£1,594	£2,136	£2,789
<b>ABL24/10</b> - 2400w x 1000d x 740/747h	£1,251	£1,507	£1,994	£2,593
<b>ABL22/10</b> - 2200w x 1000d x 740/747h	£1,187	£1,421	£1,853	£2,397
<b>ABL20/10</b> - 2000w x 1000d x 740/747h	£1,123	£1,336	£1,712	£2,201
<b>ABL18/10</b> - 1800w x 1000d x 740/747h	£1,058	£1,250	£1,571	£2,005
<b>ABL16/10</b> - 1600w x 1000d x 740/747h	£993	£1,165	£1,430	£1,810
<b>ABL14/10</b> - 1400w x 1000d x 740/747h	£929	£1,078	£1,289	£1,614
<b>ABL12/10</b> - 1200w x 1000d x 740/747h	£864	£992	£1,146	£1,418



# Benches

## Alto Bench

**MFC:** Available in Ash, Autumn Cherry, Beech, Chester Oak, English Walnut, Grey, Grey Nebraska Oak, Laurentii Wenge, Natural Nebraska Oak and White  
**Nanotech:** Available in Black (2 Week Lead Time) - Undercut Edging detail option available (Contact Customer Services)  
**Veneer:** Available in Oak and Walnut (3 Week Lead Time)  
**Solid Wood:** Available in Oak (3 Week Lead Time) - Tops are 32mm thick  
**Edging:** Add £36 for Wenge and Black per top - Add £46 for Plywood Effect per top - Edging on 25mm White MFC and Black Nanotech only  
**Metalwork:** Add 0% for Silver, Black Graphite and White - Add 15% for Chrome Effect - Add 5% for Raw  
 Add 12% for Praline, Olive Green, Atlantic Blue, Sapphire Blue, Mustard Yellow, Terracotta and Conker Brown (2 Week Lead Time)



ABL24/12/C

### Alto Low Bench with Castors

- Standard lead times. • 3 week lead time on Benches with Nanotech, Veneer and Solid Oak.
- 25mm MFC, Nanotech and Veneer top panels and 32mm Solid Oak top panels.
- Heavy duty 'A' frame legs. • 75mm grey rubber castors with brakes.
- Benches with MFC, Nanotech and Veneer are supplied 740h with radiused corners.
- Benches with Solid Oak are supplied 747h with 90 degree corners.
- Available with undercut edging detail (contact customer services).

		MFC	Nanotech	Veneer	Solid Wood
<b>ABL28/12/C</b>	- 2800w x 1200d x 740/747h	£1,610	£1,969	-	£3,392
<b>ABL26/12/C</b>	- 2600w x 1200d x 740/747h	£1,545	£1,879	£2,448	£3,196
<b>ABL24/12/C</b>	- 2400w x 1200d x 740/747h	£1,480	£1,788	£2,307	£3,000
<b>ABL22/12/C</b>	- 2200w x 1200d x 740/747h	£1,416	£1,697	£2,166	£2,805
<b>ABL20/12/C</b>	- 2000w x 1200d x 740/747h	£1,351	£1,608	£2,025	£2,609
<b>ABL18/12/C</b>	- 1800w x 1200d x 740/747h	£1,288	£1,517	£1,883	£2,413
<b>ABL16/12/C</b>	- 1600w x 1200d x 740/747h	£1,223	£1,428	£1,742	£2,217
<b>ABL14/12/C</b>	- 1400w x 1200d x 740/747h	£1,158	£1,337	£1,601	£2,021
<b>ABL12/12/C</b>	- 1200w x 1200d x 740/747h	£1,094	£1,247	£1,460	£1,825
<b>ABL28/10/C</b>	- 2800w x 1000d x 740/747h	£1,456	£1,755	-	£3,060
<b>ABL26/10/C</b>	- 2600w x 1000d x 740/747h	£1,392	£1,670	£2,211	£2,864
<b>ABL24/10/C</b>	- 2400w x 1000d x 740/747h	£1,327	£1,583	£2,070	£2,669
<b>ABL22/10/C</b>	- 2200w x 1000d x 740/747h	£1,263	£1,498	£1,929	£2,473
<b>ABL20/10/C</b>	- 2000w x 1000d x 740/747h	£1,198	£1,412	£1,788	£2,277
<b>ABL18/10/C</b>	- 1800w x 1000d x 740/747h	£1,134	£1,326	£1,646	£2,082
<b>ABL16/10/C</b>	- 1600w x 1000d x 740/747h	£1,069	£1,240	£1,505	£1,886
<b>ABL14/10/C</b>	- 1400w x 1000d x 740/747h	£1,004	£1,154	£1,364	£1,690
<b>ABL12/10/C</b>	- 1200w x 1000d x 740/747h	£940	£1,068	£1,223	£1,494



# Benches

## Harmony Bench

<b>MFC:</b>	Available in Ash, Autumn Cherry, Beech, Chester Oak, English Walnut, Grey, Grey Nebraska Oak, Laurentii Wenge, Natural Nebraska Oak and White
<b>Nanotech:</b>	Available in Black (2 Week Lead Time)
<b>Veneer:</b>	Available in Oak and Walnut (3 Week Lead Time)
<b>Solid Wood:</b>	Available in Oak (3 Week Lead Time) - Tops are 32mm thick
<b>Edging:</b>	Add £36 for Wenge and Black per top - Add £46 for Plywood Effect per top - Edging on 25mm White MFC and Black Nanotech only
<b>Metalwork:</b>	Add 0% for Silver, Black Graphite and White - Add 15% for Chrome Effect - Add 5% for Raw Add 12% for Praline, Olive Green, Atlantic Blue, Sapphire Blue, Mustard Yellow, Terracotta and Conker Brown (2 Week Lead Time)



HB20/9

### Harmony Bench with Support Frame

- Standard lead times. • 3 week lead time on Benches with Nanotech, Veneer and Solid Oak.
- 25mm MFC, Nanotech and Veneer top panels and 32mm Solid Oak top panels.
- 'A' frame legs with cross bracing frame.
- Benches with MFC, Nanotech and Veneer are supplied 1050h with radiused corners.
- Benches with Solid Oak are supplied 1057h with 90 degree corners.

	MFC	Nanotech	Veneer	Solid Wood
<b>HB20/9</b> - 2000w x 900d x 1050/1057h	£1,041	£1,234	£1,568	£1,998



HB20/9/C

### Harmony Bench with Support Frame and Castors

- Standard lead times. • 3 week lead time on Benches with Nanotech, Veneer and Solid Oak.
- 25mm MFC, Nanotech and Veneer top panels and 32mm Solid Oak top panels.
- 'A' frame legs with cross bracing frame. • 75mm grey rubber castors with brakes.
- Benches with MFC, Nanotech and Veneer are supplied 1050h with radiused corners.
- Benches with Solid Oak are supplied 1057h with 90 degree corners.

	MFC	Nanotech	Veneer	Solid Wood
<b>HB20/9/C</b> - 2000w x 900d x 1050/1057h	£1,117	£1,309	£1,643	£2,073



HB16/9

### Harmony Bench

- Standard lead times. • 3 week lead time on Benches with Nanotech, Veneer and Solid Oak.
- 'A' frame legs. • 25mm MFC, Nanotech and Veneer top panels and 32mm Solid Oak top panels.
- Benches with MFC, Nanotech and Veneer are supplied 1050h with radiused corners.
- Benches with Solid Oak are supplied 1057h with 90 degree corners.

	MFC	Nanotech	Veneer	Solid Wood
<b>HB18/9</b> - 1800w x 900d x 1050/1057h	£1,003	£1,177	£1,476	£1,824
<b>HB16/9</b> - 1600w x 900d x 1050/1057h	£965	£1,118	£1,388	£1,695
<b>HB14/9</b> - 1400w x 900d x 1050/1057h	£930	£1,065	£1,296	£1,567



HB16/9/C

### Harmony Bench with Castors

- Standard lead times. • 3 week lead time on Benches with Nanotech, Veneer and Solid Oak.
- 'A' frame legs. • 25mm MFC, Nanotech and Veneer top panels and 32mm Solid Oak top panels.
- 75mm grey rubber castors with brakes.
- Benches with MFC, Nanotech and Veneer are supplied 1050h with radiused corners.
- Benches with Solid Oak are supplied 1057h with 90 degree corners.

	MFC	Nanotech	Veneer	Solid Wood
<b>HB18/9/C</b> - 1800w x 900d x 1050/1057h	£1,079	£1,252	£1,552	£1,900
<b>HB16/9/C</b> - 1600w x 900d x 1050/1057h	£1,041	£1,194	£1,464	£1,771
<b>HB14/9/C</b> - 1400w x 900d x 1050/1057h	£1,005	£1,140	£1,372	£1,642

# Benches

## Loco Bench and Desk Mounted Flexible Return Screens

<b>MFC:</b>	Available in Ash, Autumn Cherry, Beech, Chester Oak, English Walnut, Grey, Grey Nebraska Oak, Laurentii Wenge, Natural Nebraska Oak and White
<b>Nanotech:</b>	Available in Black (2 Week Lead Time)
<b>Veneer:</b>	Available in Oak and Walnut (3 Week Lead Time)
<b>Solid Wood:</b>	Available in Oak (3 Week Lead Time) - Tops are 32mm thick
<b>Edging:</b>	Add £36 for Wenge and Black per top - Add £46 for Plywood Effect per top - Edging on 25mm White MFC and Black Nanotech only
<b>Metalwork:</b>	Add 0% for Silver, Black Graphite and White - Add 15% for Chrome Effect - Add 5% for Raw
<b>Fabric:</b>	Add 12% for Praline, Olive Green, Atlantic Blue, Sapphire Blue, Mustard Yellow, Terracotta and Conker Brown (2 Week Lead Time) Fully upholstered with non-pinnable surface - See below for pricing groups



LB16/8

### Loco Bench

- Standard lead times. • 3 week lead time on Benches with Nanotech, Veneer and Solid Oak.
- 'A' frame legs. • 25mm MFC, Nanotech and Veneer top panels and 32mm Solid Oak top panels.
- Benches with MFC, Nanotech and Veneer are supplied 740h with radiused corners.
- Benches with Solid Oak are supplied 747h with 90 degree corners.

	MFC	Nanotech	Veneer	Solid Wood
<b>LB20/8</b> - 2000w x 800d x 740/747h	£930	£1,101	£1,394	£1,780
<b>LB18/8</b> - 1800w x 800d x 740/747h	£893	£1,046	£1,315	£1,624
<b>LB16/8</b> - 1600w x 800d x 740/747h	£856	£991	£1,229	£1,506
<b>LB14/8</b> - 1400w x 800d x 740/747h	£819	£939	£1,144	£1,387



LB16/8/C

### Loco Bench with Castors

- Standard lead times. • 3 week lead time on Benches with Nanotech, Veneer and Solid Oak.
- 'A' frame legs. • 25mm MFC, Nanotech and Veneer top panels and 32mm Solid Oak top panels.
- 75mm grey rubber castors with brakes.
- Benches with MFC, Nanotech and Veneer are supplied 740h with radiused corners.
- Benches with Solid Oak are supplied 747h with 90 degree corners.

	MFC	Nanotech	Veneer	Solid Wood
<b>LB20/8/C</b> - 2000w x 800d x 740/747h	£1,005	£1,177	£1,470	£1,855
<b>LB18/8/C</b> - 1800w x 800d x 740/747h	£969	£1,123	£1,391	£1,700
<b>LB16/8/C</b> - 1600w x 800d x 740/747h	£931	£1,067	£1,305	£1,582
<b>LB14/8/C</b> - 1400w x 800d x 740/747h	£894	£1,015	£1,221	£1,463



ECSFR6F/D

### Alto, Harmony and Loco Desk Mounted Flexible Return Contract Screen for Benches

- 2 week lead time. • Straight dividing screen with rounded corners.
- Screen slides onto the front of the desktop at desired position and can be moved at any time.
- Screens overhang the front of the desktop by 143mm.
- Use 2x screens to create full depth screen.

#### Straight Contract Screen

<b>ECSFR6F/D</b> - 743w x 36d x 375h	£356
<b>ECSFR5F/D</b> - 643w x 36d x 375h	£347

**Fabric Group 1**

<b>Fabric Groups:</b>	Add £0 for Group 1	- Add £13 for Group 2	- Add £26 for Group 3	- Add £39 for Group 4
	Add £52 for Group 5	- Add £65 for Group 6	- Add £78 for Group 7	



Straight Acoustic Screen



Fabric Finish



# Benches

## Loco Seat

<b>MFC:</b>	Available in Ash, Autumn Cherry, Beech, Chester Oak, English Walnut, Grey, Grey Nebraska Oak, Laurentii Wenge, Natural Nebraska Oak and White
<b>Nanotech:</b>	Available in Black (2 Week Lead Time)
<b>Veneer:</b>	Available in Oak and Walnut (3 Week Lead Time)
<b>Solid Wood:</b>	Available in Oak (3 Week Lead Time) - Tops are 32mm thick
<b>Edging:</b>	Add £36 for Wenge and Black per top - Add £46 for Plywood Effect per top - Edging on 25mm White MFC and Black Nanotech only
<b>Metalwork:</b>	Add 0% for Silver, Black Graphite and White - Add 15% for Chrome Effect - Add 5% for Raw
<b>Fabric:</b>	Add 12% for Praline, Olive Green, Atlantic Blue, Sapphire Blue, Mustard Yellow, Terracotta and Conker Brown (2 Week Lead Time) Fully upholstered seat pads - See individual items for pricing groups



LBS15

### Loco Seat

- Standard lead times. • 3 week lead time on Seats with Nanotech, Veneer and Solid Oak.
- 'A' frame legs. • 25mm MFC, Nanotech and Veneer seat panels and 32mm Solid Oak seat panels.
- Seats with MFC, Nanotech and Veneer are supplied 465h with radiused corners.
- Seats with Solid Oak are supplied 472h with 90 degree corners.

	MFC	Nanotech	Veneer	Solid Wood
<b>LBS19</b> - 1900w x 345d x 450/457h	£707	£774	£890	£1,144
<b>LBS17</b> - 1700w x 345d x 450/457h	£679	£739	£839	£1,059
<b>LBS15</b> - 1500w x 345d x 450/457h	£648	£700	£791	£984
<b>LBS13</b> - 1300w x 345d x 450/457h	£620	£665	£743	£909



LBS15/FSP

### Loco Seat with Full Length Seat Pad

- Standard lead times. • 3 week lead time on Seats with Nanotech, Veneer and Solid Oak.
- 'A' frame legs. • 25mm MFC, Nanotech and Veneer seat panels and 32mm Solid Oak seat panels.
- Full length seat pads for the Loco seat.
- Seats with MFC, Nanotech and Veneer are supplied 495h with radiused corners.
- Seats with Solid Oak are supplied 502h with 90 degree corners.

	MFC and Fabric Group 1	Nanotech and Fabric Group 1	Veneer and Fabric Group 1	Solid Wood and Fabric Group 1
<b>LBS19/FSP</b> - 1900w x 345d x 520/527h	£983	£1,049	£1,166	£1,420
<b>LBS17/FSP</b> - 1700w x 345d x 520/527h	£939	£999	£1,100	£1,319
<b>LBS15/FSP</b> - 1500w x 345d x 520/527h	£892	£946	£1,035	£1,228
<b>LBS13/FSP</b> - 1300w x 345d x 520/527h	£838	£885	£962	£1,129

<b>Fabric Groups:</b>	Add £0 for Group 1	- Add £29 for Group 2	- Add £61 for Group 3	- Add £95 for Group 4
	Add £124 for Group 5	- Add £175 for Group 6	- Add £282 for Group 7	



LBS15/ISP

### Loco Seat with Individual Seat Pads

- Standard lead times. • 3 week lead time on Seats with Nanotech, Veneer and Solid Oak.
- 'A' frame legs. • 25mm MFC, Nanotech and Veneer seat panels and 32mm Solid Oak seat panels.
- Individual seat pads for the Loco seat.
- Seats with MFC, Nanotech and Veneer are supplied 495h with radiused corners.
- Seats with Solid Oak are supplied 502h with 90 degree corners.

	MFC and Fabric Group 1	Nanotech and Fabric Group 1	Veneer and Fabric Group 1	Solid Wood and Fabric Group 1
<b>LBS19/ISP</b> - 1900w x 345d x 520/527h	£997	£1,063	£1,180	£1,435
<b>LBS17/ISP</b> - 1700w x 345d x 520/527h	£951	£1,011	£1,112	£1,332
<b>LBS15/ISP</b> - 1500w x 345d x 520/527h	£904	£958	£1,048	£1,240
<b>LBS13/ISP</b> - 1300w x 345d x 520/527h	£851	£851	£974	£1,141

<b>Fabric Groups:</b>	Add £0 for Group 1	- Add £29 for Group 2	- Add £61 for Group 3	- Add £95 for Group 4
	Add £124 for Group 5	- Add £175 for Group 6	- Add £282 for Group 7	

# Benches

## Alto, Harmony and Loco Bench Accessories

**Metalwork:** Add 0% for Silver, Black Graphite and White - Add 15% for Chrome Effect - Add 5% for Raw  
Add 12% for Praline, Olive Green, Atlantic Blue, Sapphire Blue, Mustard Yellow, Terracotta and Conker Brown (2 Week Lead Time)



HBCR

### Bench Cable Riser

- Standard lead times.
- Single channel cable riser.

### Metalwork

<b>ABCR</b>	- For 1050/1057h Alto Benches	_____	£62
<b>ABCR/C</b>	- For 1050/1057h Alto Benches with Castors	_____	£62
<b>ABLCR</b>	- For 740/747h Alto Benches	_____	£61
<b>ABLCR/C</b>	- For 740/747h Alto Benches with Castors	_____	£61
<b>HBCR</b>	- For Harmony Benches	_____	£60
<b>HBCR/C</b>	- For Harmony Benches with Castors	_____	£60
<b>LBCR</b>	- For Loco Benches	_____	£54
<b>LBCR/C</b>	- For Loco Benches with Castors	_____	£54



HBCT16/9

### Horizontal Cable Tray

- Standard lead times.
- Cable trays are 100mm deep and 110mm high.
- Tray can be positioned to the users side of the workstation or towards the rear.

### Metalwork

<b>ABCT28</b>	- For 2800w Alto Benches	- 2000w	_____	£217
<b>ABCT26</b>	- For 2600w Alto Benches	- 1800w	_____	£199
<b>ABCT24</b>	- For 2400w Alto Benches	- 1600w	_____	£181
<b>ABCT22</b>	- For 2200w Alto Benches	- 1400w	_____	£165
<b>ABCT20</b>	- For 2000w Alto Benches	- 1200w	_____	£143
<b>ABCT18</b>	- For 1800w Alto Benches	- 1000w	_____	£124
<b>ABCT16</b>	- For 1600w Alto Benches	- 800w	_____	£106
<b>ABCT14</b>	- For 1400w Alto Benches	- 600w	_____	£88
<b>ABCT12</b>	- For 1200w Alto Benches	- 400w	_____	£70
<b>HBCT20/9</b>	- For HB20/9	- 1600w	_____	£181
<b>HBCT18/9</b>	- For HB18/9	- 1400w	_____	£165
<b>HBCT16/9</b>	- For HB16/9	- 1200w	_____	£143
<b>HBCT14/9</b>	- For HB14/9	- 1000w	_____	£124



LBCT16

### Horizontal Cable Tray

- Standard lead times.
- High capacity cable management system neatly conceals power, data and telecom cables through a hinged cable management tray.
- Cable trays are 130mm deep and 75mm high.

### Metalwork

<b>LBCT20</b>	- For LB20/8	- 1600w	_____	£171
<b>LBCT18</b>	- For LB18/8	- 1400w	_____	£153
<b>LBCT16</b>	- For LB16/8	- 1200w	_____	£135
<b>LBCT14</b>	- For LB14/8	- 1000w	_____	£117

# Benches

## Cubeform Bench

**MFC:** Available in Ash, Autumn Cherry, Beech, Chester Oak, English Walnut, Grey, Grey Nebraska Oak, Laurentii Wenge, Natural Nebraska Oak and White  
**Nanotech:** Available in Black (2 Week Lead Time)  
**Edging:** Add £36 for Wenge and Black per top - Add £46 for Plywood Effect per top - Edging on 25mm White MFC and Black Nanotech only  
**Metalwork:** Add 0% for Silver, Black Graphite and White - Add 15% for Chrome Effect - Add 5% for Raw  
 Add 12% for Praline, Olive Green, Atlantic Blue, Sapphire Blue, Mustard Yellow, Terracotta and Conker Brown (2 Week Lead Time)



CF/RB16/8

### Cubeform Rectangular Bench

- Standard lead times. • 25mm top panel. • Central support rail.

**CF/RB16/8** - 1600w x 800d x 740h  
**CF/RB14/8** - 1400w x 800d x 740h  
**CF/RB12/8** - 1200w x 800d x 740h

**CF/RB16/6** - 1600w x 600d x 740h  
**CF/RB14/6** - 1400w x 600d x 740h  
**CF/RB12/6** - 1200w x 600d x 740h

**MFC**      **Nanotech**

£476      £637  
 £451      £590  
 £425      £544

£451      £571  
 £425      £526  
 £398      £485



# Benches

## Cubeform Seat

**MFC:** Available in Ash, Autumn Cherry, Beech, Chester Oak, English Walnut, Grey, Grey Nebraska Oak, Laurentii Wenge, Natural Nebraska Oak and White  
**Nanotech:** Available in Black (2 Week Lead Time)  
**Edging:** Add £36 for Wenge and Black per top - Add £46 for Plywood Effect per top - Edging on 25mm White MFC and Black Nanotech only  
**Metalwork:** Add 0% for Silver, Black Graphite and White - Add 15% for Chrome Effect - Add 5% for Raw  
 Add 12% for Praline, Olive Green, Atlantic Blue, Sapphire Blue, Mustard Yellow, Terracotta and Conker Brown (2 Week Lead Time)  
**Fabric:** Fully upholstered seat pads - See individual items for pricing groups



CF/RSS8



CF/RSS8/F

### Cubeform Rectangular Single Seat

- Standard lead times. • Complete with wooden seat or fully upholstered seat pad.
- Wooden seat with 25mm top panel. • Seat pad priced in Group 1.

#### Cubeform Rectangular Single Wooden Seat

	MFC	Nanotech
<b>CF/RSS8</b> - 800w x 350d x 465h - Wooden Seat	£437	£473
<b>CF/RSS5</b> - 475w x 350d x 465h - Wooden Seat	£404	£425

#### Cubeform Rectangular Single Fabric Seat

	Price
<b>CF/RSS8/F</b> - 800w x 350d x 530h - Seat Pad	£607

<b>Fabric Groups:</b>	Add £0 for Group 1	- Add £19 for Group 2	- Add £38 for Group 3	- Add £59 for Group 4
	Add £81 for Group 5	- Add £103 for Group 6	- Add £159 for Group 7	

<b>CF/RSS5/F</b> - 475w x 350d x 530h - Seat Pad	£527
--	------

<b>Fabric Groups:</b>	Add £0 for Group 1	- Add £17 for Group 2	- Add £33 for Group 3	- Add £47 for Group 4
	Add £65 for Group 5	- Add £84 for Group 6	- Add £135 for Group 7	



CF/RDS14



CF/RDS14/F

### Cubeform Rectangular Bench Seat

- Standard lead times. • Complete with wooden seat or fully upholstered seat pad.
- Wooden seat with 25mm top panel. • Seat pad priced in Group 1.

#### Cubeform Rectangular Bench Wooden Seat

	MFC	Nanotech
<b>CF/RDS14</b> - 1400w x 350d x 465h - Wooden Seat	£491	£550
<b>CF/RDS12</b> - 1200w x 350d x 465h - Wooden Seat	£457	£511
<b>CF/RDS10</b> - 1000w x 350d x 465h - Wooden Seat	£425	£468

#### Cubeform Rectangular Bench Fabric Seat

	Price
<b>CF/RDS14/F</b> - 1400w x 350d x 530h - Seat Pad	£739

<b>Fabric Groups:</b>	Add £0 for Group 1	- Add £30 for Group 2	- Add £62 for Group 3	- Add £95 for Group 4
	Add £129 for Group 5	- Add £163 for Group 6	- Add £242 for Group 7	

<b>CF/RDS12/F</b> - 1200w x 350d x 530h - Seat Pad	£680
--	------

<b>Fabric Groups:</b>	Add £0 for Group 1	- Add £27 for Group 2	- Add £56 for Group 3	- Add £85 for Group 4
	Add £113 for Group 5	- Add £145 for Group 6	- Add £224 for Group 7	

<b>CF/RDS10/F</b> - 1000w x 350d x 530h - Seat Pad	£621
--	------

<b>Fabric Groups:</b>	Add £0 for Group 1	- Add £24 for Group 2	- Add £50 for Group 3	- Add £75 for Group 4
	Add £103 for Group 5	- Add £131 for Group 6	- Add £205 for Group 7	

# Benches

## Lux High Bench Tables

2 Week Lead Time

<b>MFC:</b>	Available in Ash, Autumn Cherry, Beech, Chester Oak, English Walnut, Grey, Grey Nebraska Oak, Laurentii Wenge, Natural Nebraska Oak and White
<b>Nanotech:</b>	Available in Black (2 Week Lead Time)
<b>Veneer:</b>	Available in Oak and Walnut (3 Week Lead Time)
<b>Edging:</b>	Add £36 for Wenge and Black per top - Add £46 for Plywood Effect per top - Edging on 25mm White MFC and Black Nanotech only
<b>Metalwork:</b>	Add 0% for Silver, Black Graphite and White
<b>Additional:</b>	Add £0 for standard corners (no suffix) - Add £71 for radiused corners (suffix .../RC (page 192))



LUXHB32/12/ASL

### Lux High Bench Table

- 2 week lead time.
- 2x 25mm top panels.
- Tapered legs with adjustable levelling feet and steel sub-frame.
- Available with radiused corners (see 'Additional' above).

				<b>MFC</b>	<b>Nanotech</b>	<b>Veneer</b>
<b>LUXHB40/12...</b>	- 2x Sections	- 4000w x 1200d x 1050h	_____	£4,449	£4,962	£5,186
<b>LUXHB36/12...</b>	- 2x Sections	- 3600w x 1200d x 1050h	_____	£4,305	£4,767	£5,014
<b>LUXHB32/12...</b>	- 2x Sections	- 3200w x 1200d x 1050h	_____	£4,158	£4,567	£4,838
<b>LUXHB30/12...</b>	- 2x Sections	- 3000w x 1200d x 1050h	_____	£4,070	£4,454	£4,751
<b>LUXHB40/10...</b>	- 2x Sections	- 4000w x 1000d x 1050h	_____	£4,287	£4,714	£4,996
<b>LUXHB36/10...</b>	- 2x Sections	- 3600w x 1000d x 1050h	_____	£4,144	£4,529	£4,820
<b>LUXHB32/10...</b>	- 2x Sections	- 3200w x 1000d x 1050h	_____	£4,002	£4,342	£4,646
<b>LUXHB30/10...</b>	- 2x Sections	- 3000w x 1000d x 1050h	_____	£3,925	£4,246	£4,560

**Finishes:**  
 Add £0 for Ash (.../ASL) Legs  
 Add £141 for Stained Walnut (.../WAL), Stained Espresso (.../ESL), Stained Wenge (.../WEL),  
 Stained Grey (.../GYL) and Stained Black (.../BKL) Legs  
 Add £195 for White (.../WHL) Legs





# Benches

## Lux High Bench Tables

2 Week Lead Time

- MFC:** Available in Ash, Autumn Cherry, Beech, Chester Oak, English Walnut, Grey, Grey Nebraska Oak, Laurentii Wenge, Natural Nebraska Oak and White  
**Nanotech:** Available in Black (2 Week Lead Time)  
**Veneer:** Available in Oak and Walnut (3 Week Lead Time)  
**Edging:** Add £36 for Wenge and Black per top - Add £46 for Plywood Effect per top - Edging on 25mm White MFC and Black Nanotech only  
**Metalwork:** Add 0% for Silver, Black Graphite and White
- Additional:** Add £0 for standard corners (no suffix) - Add £71 for radiused corners (suffix .../RC (see below))



LUXHB16/12/ASL

### Lux High Bench Table

- 2 week lead time. • 25mm top panel.
- Tapered legs with adjustable levelling feet and steel sub-frame.
- Available with radiused corners, suffix .../RC (see below).

	MFC	Nanotech	Veneer
<b>LUXHB24/12...</b> - 1x Section - 2400w x 1200d x 1050h	£2,876	£3,183	£3,352
<b>LUXHB22/12...</b> - 1x Section - 2200w x 1200d x 1050h	£2,713	£2,994	£3,152
<b>LUXHB20/12...</b> - 1x Section - 2000w x 1200d x 1050h	£2,548	£2,805	£2,959
<b>LUXHB18/12...</b> - 1x Section - 1800w x 1200d x 1050h	£2,382	£2,614	£2,762
<b>LUXHB16/12...</b> - 1x Section - 1600w x 1200d x 1050h	£2,224	£2,430	£2,567
<b>LUXHB14/12...</b> - 1x Section - 1400w x 1200d x 1050h	£2,151	£2,330	£2,479
<b>LUXHB24/10...</b> - 1x Section - 2400w x 1000d x 1050h	£2,805	£3,060	£3,263
<b>LUXHB22/10...</b> - 1x Section - 2200w x 1000d x 1050h	£2,638	£2,873	£3,063
<b>LUXHB20/10...</b> - 1x Section - 2000w x 1000d x 1050h	£2,477	£2,691	£2,873
<b>LUXHB18/10...</b> - 1x Section - 1800w x 1000d x 1050h	£2,313	£2,506	£2,675
<b>LUXHB16/10...</b> - 1x Section - 1600w x 1000d x 1050h	£2,151	£2,322	£2,479
<b>LUXHB14/10...</b> - 1x Section - 1400w x 1000d x 1050h	£2,081	£2,229	£2,395

**Finishes:** Add £0 for Ash (.../ASL) Legs  
 Add £94 for Stained Walnut (.../WAL), Stained Espresso (.../ESL), Stained Wenge (.../WEL), Stained Grey (.../GYL) and Stained Black (.../BKL) Legs  
 Add £130 for White (.../WHL) Legs



LUXHB32/12/ASL/RC

### Lux Optional Radiused Corners

- 2 week lead time. • Adds a radius to 4 corners of specific Lux tables.
- Suffix .../RC to the end of relevant Lux codes.

...	Price
<b>.../RC</b> - Radiused Corners	£71



LUXHB16/12/ASL/RC



LCTR16  
 Illustrated in red

### Lux Cable Tray

- 2 week lead time. • Compatible with all Lux tables.
- High capacity cable management system neatly conceals power, data and telecom cables through a hinged cable management tray. • Cable trays are 180mm deep and 80mm high.

	Metalwork
<b>LCTR40</b> - For 4000w Rectangular and High Bench Tables - 1500w (2x)	£278
<b>LCTR36</b> - For 3600w Rectangular and High Bench Tables - 1300w (2x)	£260
<b>LCTR32</b> - For 3200w Rectangular and High Bench Tables - 1100w (2x)	£244
<b>LCTR30</b> - For 3000w Rectangular and High Bench Tables - 1000w (2x)	£234
<b>LCTR24</b> - For 2400w Rectangular and High Bench Tables - 900w (2x)	£212
<b>LCTR22</b> - For 2200w Rectangular and High Bench Tables - 800w (2x)	£198
<b>LCTR20</b> - For 2000w Rectangular and High Bench Tables - 1500w	£139
<b>LCTR18</b> - For 1800w Rectangular and High Bench Tables - 1300w	£130
<b>LCTR16</b> - For 1600w Rectangular and High Bench Tables - 1100w	£122
<b>LCTR14</b> - For 1400w Rectangular and High Bench Tables - 900w	£106

# Benches

## Forte Bench

2 Week Lead Time

**MFC:** Available in Ash, Autumn Cherry, Beech, Chester Oak, English Walnut, Grey, Grey Nebraska Oak, Laurentii Wenge, Natural Nebraska Oak and White  
**Nanotech:** Available in Black (2 Week Lead Time) - Nanotech on 25mm Desktops only  
**Veneer:** Available in Oak and Walnut (3 Week Lead Time)  
**Edging:** Add £36 for Wenge and Black per top - Add £46 for Plywood Effect per top - Edging on 25mm White MFC and Black Nanotech only  
**Metalwork:** Add 0% for Silver



FORHB20/9

### Forte High Bench Table

- 2 week lead time. • 25mm top panel.
- Panel ended benches. • Horizontal Cable tray included.
- Vertical cable management access within each panel end via a 80mm cable port.

	MFC	Nanotech Desktop Only	Veneer
<b>FORHB22/10</b> - 2200w x 1000d x 1050h	£1,681	£1,916	£2,605
<b>FORHB20/10</b> - 2000w x 1000d x 1050h	£1,611	£1,824	£2,498
<b>FORHB18/10</b> - 1800w x 1000d x 1050h	£1,544	£1,737	£2,394
<b>FORHB16/10</b> - 1600w x 1000d x 1050h	£1,474	£1,645	£2,286
<b>FORHB22/9</b> - 2200w x 900d x 1050h	£1,544	£1,755	£2,394
<b>FORHB20/9</b> - 2000w x 900d x 1050h	£1,474	£1,667	£2,286
<b>FORHB18/9</b> - 1800w x 900d x 1050h	£1,407	£1,581	£2,182
<b>FORHB16/9</b> - 1600w x 900d x 1050h	£1,337	£1,490	£2,076

**Additional:** For Contrasting Edge Finishes, see **Contrasting Finish** section on page 194  
 Further information required, contact Customer Services for specification form



FORB20/9

### Forte Bench Table

- 2 week lead time. • 25mm top panel.
- Panel ended benches. • Horizontal Cable tray included.
- Vertical cable management access within each panel end via a 80mm cable port.

	MFC	Nanotech Desktop Only	Veneer
<b>FORB22/10</b> - 2200w x 1000d x 740h	£1,449	£1,684	£2,243
<b>FORB20/10</b> - 2000w x 1000d x 740h	£1,379	£1,593	£2,140
<b>FORB18/10</b> - 1800w x 1000d x 740h	£1,312	£1,505	£2,032
<b>FORB16/10</b> - 1600w x 1000d x 740h	£1,241	£1,413	£1,925
<b>FORB22/9</b> - 2200w x 900d x 740h	£1,407	£1,618	£2,182
<b>FORB20/9</b> - 2000w x 900d x 740h	£1,337	£1,530	£2,076
<b>FORB18/9</b> - 1800w x 900d x 740h	£1,270	£1,444	£1,969
<b>FORB16/9</b> - 1600w x 900d x 740h	£1,201	£1,354	£1,862

**Additional:** For Contrasting Edge Finishes, see **Contrasting Finish** section on page 194  
 Further information required, contact Customer Services for specification form



# Benches

## Forte Bench Accessories and Compatibility Breakdown


2 Week Lead Time

**MFC:** Available in Ash, Autumn Cherry, Beech, Chester Oak, English Walnut, Grey, Grey Nebraska Oak, Laurentii Wenge, Natural Nebraska Oak and White  
**Nanotech:** Available in Black (2 Week Lead Time) - Nanotech on 25mm Desktops only  
**Veneer:** Available in Oak and Walnut (3 Week Lead Time)  
**Edging:** Add £36 for Wenge and Black per top - Add £46 for Plywood Effect per top - Edging on 25mm White MFC and Black Nanotech only  
**Metalwork:** Add 0% for Silver

### Contrasting Finish

- Standard Top Panel Edge Detail applied as normal.
- Contrasting Finish to be chosen from Standard Dual Board MFC Finishes only.
- To apply a contrasting finish from the Desktop Surface (A) to the Leg (C), add **£28** and suffix **.../CONAC** to your chosen unit, and submit a Forte Specification Form.
- To apply a contrasting finish from the Legs Main Surface (C) to its Edge (D), add **£28** and suffix **.../CONCD** to your chosen unit, and submit a Forte Specification Form.
- To apply a contrasting finish from the Desktop Surface (A) to the Leg (C), and from the Legs Main Surface (C) to its Edge (D), add **£56** and suffix **.../CONACD** to your chosen unit, and submit a Forte Specification Form.

<b>.../CONAC</b>	- 'A' contrasting to 'C'	_____	£28
<b>.../CONCD</b>	- 'C' contrasting to 'D'	_____	£28
<b>.../CONACD</b>	- 'A' contrasting to 'C' and 'C' contrasting to 'D'	_____	£56



- **A Desktop Surface**
- **B Desktop Edge**
- **C Leg Main Surface**
- **D Leg Main Edge**


### Benches Compatibility Breakdown

- **Black** - Compatible
- **Blue** - Conflict when using screens without .../V
- **Red** - May not support larger modules

	<b>Power and Data Modules</b>															
	Kaspa, page 300	Prime, page 300	Boardroom, page 301	Conus, page 302	Peak, page 303	Escalate, page 303	Wireless Charging Unit, page 304	Port Hole, page 305	Pix, page 305	Pluto, page 306	Inca, page 306	Flex, page 307	Boost, page 307	Capsule, page 308	Plaza, page 309	Wieland Socket Boxes, page 309
Benches - Alto Canopy	●	●	●	●	●	●	●	●	●	●	●	●	●	●	●	●
Benches - Alto 2200w	●	●	●	●	●	●	●	●	●	●	●	●	●	●	●	●
Benches - Alto 1200w	●	●	●	●	●	●	●	●	●	●	●	●	●	●	●	●
Benches - All other Alto	●	●	●	●	●	●	●	●	●	●	●	●	●	●	●	●
Benches - Harmony 2000w	●	●	●	●	●	●	●	●	●	●	●	●	●	●	●	●
Benches - All other Harmony	●	●	●	●	●	●	●	●	●	●	●	●	●	●	●	●
Benches - Loco	●	●	●	●	●	●	●	●	●	●	●	●	●	●	●	●
Benches - Cubeform	●	●	●	●	●	●	●	●	●	●	●	●	●	●	●	●
Benches - Forte	●	●	●	●	●	●	●	●	●	●	●	●	●	●	●	●
Benches - Lux	●	●	●	●	●	●	●	●	●	●	●	●	●	●	●	●

# Modular Tables

Modular Meeting, Bar and Coffee Tables and Meeting Additions



Collaboration and agile working environments are an important aspect of the modern workspace, where flexible ways of working drive business requirements. Elite's modular table portfolio provides flexible solutions with modular flip-top tables for transient meeting spaces. A wide range of coffee tables, varying in style, has been designed to complement Elite's breakout seating creating a more cohesive environment.



# Modular Tables

## Tilt Fliptop Tables

**MFC:** Available in Ash, Autumn Cherry, Beech, Chester Oak, English Walnut, Grey, Grey Nebraska Oak, Laurentii Wenge, Natural Nebraska Oak and White  
**Nanotech:** Available in Black (2 Week Lead Time)  
**Veneer:** Available in Oak and Walnut (3 Week Lead Time)  
**Edging:** Add £36 for Wenge and Black per top - Add £46 for Plywood Effect per top - Edging on 25mm White MFC and Black Nanotech only  
**Metalwork:** Add 0% for Silver, Black Graphite and White - Add 5% for Raw  
 Add 12% for Praline, Olive Green, Atlantic Blue, Sapphire Blue, Mustard Yellow, Terracotta and Conker Brown (2 Week Lead Time)



TIL18/7

### Tilt Fliptop Rectangular Table

- 2 week lead time.
- 25mm top panel.
- Chevron leg frame.
- Folds via quick release lever.
- Enables horizontal nesting of frames.

	MFC	Nanotech	Veneer
<b>TIL18/7</b> - 1800w x 750d x 755h	£847	£991	£1,334
<b>TIL15/7</b> - 1500w x 750d x 755h	£791	£912	£1,200
<b>TIL12/7</b> - 1200w x 750d x 755h	£760	£856	£1,096
<b>TIL18/6</b> - 1800w x 600d x 755h	£811	£926	£1,181
<b>TIL15/6</b> - 1500w x 600d x 755h	£760	£856	£1,072
<b>TIL12/6</b> - 1200w x 600d x 755h	£726	£804	£990



TIL18/7



3x TIL18/7



TIL/MP18

### Tilt Fliptop Modesty Panel Option

- 2 week lead time.
- Can be retro-fitted.
- Folds into vertical position when the release lever is activated.

	MFC	Nanotech	Veneer
<b>TIL/MP18</b> - 1400w x 300h	£129	£172	£194
<b>TIL/MP15</b> - 1100w x 300h	£123	£156	£183
<b>TIL/MP12</b> - 800w x 300h	£115	£139	£173



FTLP

### Fliptop Table Top Connector

- Standard lead time.
- Table tops are pre-drilled for ease of fitting.
- The red markers below indicate the pre-drilled positions on the above tables.

<b>FTLP</b>	£33
-------------	-----



750d  
Rectangular Table



600d  
Rectangular Table



TTC1

### Tilt Table Top Connector

- Standard lead time.
- Table tops are pre-drilled for ease of fitting.
- The red markers below indicate the pre-drilled positions on the above tables.

<b>TTC1</b>	£7
-------------	----



750d  
Rectangular Table



600d  
Rectangular Table

# Modular Tables

## Fliptop Tables

**MFC:** Available in Ash, Autumn Cherry, Beech, Chester Oak, English Walnut, Grey, Grey Nebraska Oak, Laurentii Wenge, Natural Nebraska Oak and White  
**Nanotech:** Available in Black (2 Week Lead Time)  
**Veneer:** Available in Oak and Walnut (3 Week Lead Time)  
**Edging:** Add £36 for Wenge and Black per top - Add £46 for Plywood Effect per top - Edging on 25mm White MFC and Black Nanotech only  
**Metalwork:** Add 0% for Silver



FTT16

### Fliptop Rectangular Table

- Standard lead time. • 25mm top panel. • Silver tubular upright and cross frame.
- Brushed aluminium support feet. • Heavy duty release and flip mechanism.
- 2x lockable castors. • Available in Silver RAL 9006 only.

<b>FTT16</b> - 1600w x 800d x 740h	_____
<b>FTT14</b> - 1400w x 800d x 740h	_____
<b>FTT12</b> - 1200w x 800d x 740	_____

MFC	Nanotech	Veneer
£813	£949	£1,240
£755	£876	£1,129
£703	£805	£1,037



FTT16SC

### Fliptop Semi-circular Table

- Standard lead time. • 25mm top panel. • Silver tubular upright and cross frame.
- Brushed aluminium support feet. • Heavy duty release and flip mechanism.
- 2x lockable castors. • Available in Silver RAL 9006 only.

<b>FTT16SC</b> - 1600w (dia) x 800d x 740h	_____
--	-------

MFC	Nanotech	Veneer
£919	£1,055	£1,318



FTLP

### Fliptop Table Top Connector

- 2 week lead time. • Table tops are pre-drilled for ease of fitting.
- The red markers below indicate the pre-drilled positions on the above tables.

<b>FTLP</b>	_____	<b>Price</b>
-------------	-------	--------------

£33



Rectangular Table



Semi-circular Table

# Modular Tables

## Folding and Training Tables

**MFC:** Available in Ash, Autumn Cherry, Beech, Chester Oak, English Walnut, Grey, Grey Nebraska Oak, Laurentii Wenge, Natural Nebraska Oak and White  
**Nanotech:** Available in Black (2 Week Lead Time)  
**Veneer:** Available in Oak and Walnut (3 Week Lead Time)  
**Edging:** Add £36 for Wenge and Black per top - Add £46 for Plywood Effect per top - Edging on 25mm White MFC and Black Nanotech only  
**Metalwork:** Add 0% for Silver  
**Folding:** Add 0% for Silver  
**Training:** Add 0% for Silver, Black Graphite and White - Add 15% for Chrome Effect - Add 5% for Raw  
 Add 12% for Praline, Olive Green, Atlantic Blue, Sapphire Blue, Mustard Yellow, Terracotta and Conker Brown (2 Week Lead Time)



FT16

### Folding Rectangular Table

- Standard lead time. • 25mm top panel. • 30mm diameter leg frames. • Folded height 130mm.
- Adjustable feet for levelling purposes. • Available in Silver RAL 9006 only.

		MFC	Nanotech	Veneer
<b>FT18</b>	- Straight Leg - 1800w x 800d x 735h	£583	£736	£1,062
<b>FT16</b>	- Straight Leg - 1600w x 800d x 735h	£555	£691	£985
<b>FT14</b>	- Straight Leg - 1400w x 800d x 735h	£529	£650	£903
<b>FT12</b>	- Straight Leg - 1200w x 800d x 735h	£505	£608	£843



TR16



Circular Leg

### Rectangular Training Table

- Standard lead time. • 25mm top panel. • Welded underframe on 40mm diameter tubular legs.
- Adjustable feet for levelling purposes.

		MFC	Nanotech	Veneer
<b>TR18</b>	- 1800w x 800d x 740h (Space between legs: 1682w and 682d)	£483	£637	£962
<b>TR16</b>	- 1600w x 800d x 740h (Space between legs: 1482w and 682d)	£445	£581	£872
<b>TR14</b>	- 1400w x 800d x 740h (Space between legs: 1282w and 682d)	£416	£537	£788
<b>TR12</b>	- 1200w x 800d x 740h (Space between legs: 1082w and 682d)	£379	£482	£715
<b>TR10</b>	- 1000w x 800d x 740h (Space between legs: 882w and 682d)	£363	£448	£630
<b>TR08</b>	- 800w x 800d x 740h (Space between legs: 682w and 682d)	£349	£417	£572
<b>TR18/6</b>	- 1800w x 600d x 740h (Space between legs: 1682w and 482d)	£458	£573	£821
<b>TR16/6</b>	- 1600w x 600d x 740h (Space between legs: 1482w and 482d)	£421	£524	£745
<b>TR14/6</b>	- 1400w x 600d x 740h (Space between legs: 1282w and 482d)	£392	£482	£671
<b>TR12/6</b>	- 1200w x 600d x 740h (Space between legs: 1082w and 482d)	£357	£435	£597
<b>TR10/6</b>	- 1000w x 600d x 740h (Space between legs: 882w and 482d)	£346	£411	£545
<b>TR08/6</b>	- 800w x 600d x 740h (Space between legs: 682w and 482d)	£333	£384	£500



TSC16



Circular Leg

### Semi-circular Training Table

- Standard lead time. • 25mm top panel. • Welded underframe on 40mm diameter tubular legs.
- Adjustable feet for levelling purposes.

		MFC	Nanotech	Veneer
<b>TSC16</b>	- 1600w x 800d x 740h (Space between legs: 1477w, 782w and 654d)	£723	£859	£1,152



TT16



Circular Leg

### Trapezoidal Training Table

- Standard lead time. • 25mm top panel. • Welded underframe on 40mm diameter tubular legs.
- Angled ends are 800mm wide. • Adjustable feet for levelling purposes.


		MFC	Nanotech	Veneer
<b>TT16</b>	- 1600w x 690d x 740h (Space between legs: 1477w, 782w and 654d)	£723	£840	£1,152
<b>TT14</b>	- 1400w x 690d x 740h (Space between legs: 1277w, 782w and 654d)	£663	£765	£1,037

# Modular Tables

## Training Tables

**MFC:** Available in Ash, Autumn Cherry, Beech, Chester Oak, English Walnut, Grey, Grey Nebraska Oak, Laurentii Wenge, Natural Nebraska Oak and White  
**Nanotech:** Available in Black (2 Week Lead Time)  
**Veneer:** Available in Oak and Walnut (3 Week Lead Time)  
**Edging:** Add £36 for Wenge and Black per top - Add £46 for Plywood Effect per top - Edging on 25mm White MFC and Black Nanotech only  
**Metalwork:** Add 0% for Silver, Black Graphite and White - Add 15% for Chrome Effect - Add 5% for Raw  
 Add 12% for Praline, Olive Green, Atlantic Blue, Sapphire Blue, Mustard Yellow, Terracotta and Conker Brown (2 Week Lead Time)




TR16  
  
 Square Leg

### Rectangular Training Table with Square Legs

- Standard lead time. • 25mm top panel. • Welded underframe on 35mm x 35mm square legs.
- Adjustable feet for levelling purposes.

		MFC	Nanotech	Veneer
<b>TRSQ18</b>	- 1800w x 800d x 740h (Space between legs: 1685w and 682d)	£483	£637	£962
<b>TRSQ16</b>	- 1600w x 800d x 740h (Space between legs: 1485w and 682d)	£445	£581	£872
<b>TRSQ14</b>	- 1400w x 800d x 740h (Space between legs: 1285w and 682d)	£416	£537	£788
<b>TRSQ12</b>	- 1200w x 800d x 740h (Space between legs: 1085w and 682d)	£379	£482	£715
<b>TRSQ10</b>	- 1000w x 800d x 740h (Space between legs: 885w and 682d)	£363	£448	£630
<b>TRSQ08</b>	- 800w x 800d x 740h (Space between legs: 685w and 682d)	£349	£417	£572
<b>TRSQ18/6</b>	- 1800w x 600d x 740h (Space between legs: 1685w and 482d)	£458	£573	£821
<b>TRSQ16/6</b>	- 1600w x 600d x 740h (Space between legs: 1485w and 482d)	£421	£524	£745
<b>TRSQ14/6</b>	- 1400w x 600d x 740h (Space between legs: 1285w and 482d)	£392	£482	£671
<b>TRSQ12/6</b>	- 1200w x 600d x 740h (Space between legs: 1085w and 482d)	£357	£435	£597
<b>TRSQ10/6</b>	- 1000w x 600d x 740h (Space between legs: 885w and 482d)	£346	£411	£545
<b>TRSQ08/6</b>	- 800w x 600d x 740h (Space between legs: 685w and 482d)	£333	£384	£500




TSC16  
  
 Square Leg

### Semi-circular Training Table with Square Legs

- Standard lead time. • 25mm top panel. • Welded underframe on 35mm x 35mm square legs.
- Adjustable feet for levelling purposes.

		MFC	Nanotech	Veneer
<b>TSCSQ16</b>	- 1600w x 800d x 740h (Space between legs: 1480w, 785w and 657d)	£723	£859	£1,152



TT16  
  
 Square Leg

### Trapezoidal Training Table with Square Legs

- Standard lead time. • 25mm top panel. • Welded underframe on 35mm x 35mm square legs.
- Angled ends are 800mm wide. • Adjustable feet for levelling purposes.

		MFC	Nanotech	Veneer
<b>TTSQ16</b>	- 1600w x 690d x 740h (Space between legs: 1480w, 785w and 657d)	£723	£840	£1,152
<b>TTSQ14</b>	- 1400w x 690d x 740h (Space between legs: 1280w, 785w and 657d)	£663	£765	£1,037





# Modular Tables

## Vista Tables

**MFC:** Available in Ash, Autumn Cherry, Beech, Chester Oak, English Walnut, Grey, Grey Nebraska Oak, Laurentii Wenge, Natural Nebraska Oak and White  
**Nanotech:** Available in Black (2 Week Lead Time)  
**Veneer:** Available in Oak and Walnut (3 Week Lead Time)  
**Edging:** Add £36 for Wenge and Black per top - Add £46 for Plywood Effect per top - Edging on 25mm White MFC and Black Nanotech only  
**Metalwork:** Add 0% for Brushed Aluminium



VISR16/8

### Vista Rectangular Training Table

- Standard lead time. • 25mm top panel.
- Brushed aluminium chevron leg frames supported by black steel subframe.
- Adjustable feet for levelling purposes.

	MFC	Nanotech	Veneer
<b>VISR18/9</b> - 1800w x 900d x 750h	£694	£867	£1,080
<b>VISR16/9</b> - 1600w x 900d x 750h	£680	£833	£1,057
<b>VISR14/9</b> - 1400w x 900d x 750h	£663	£797	£1,032
<b>VISR12/9</b> - 1200w x 900d x 750h	£648	£762	£1,006
<b>VISR18/8</b> - 1800w x 800d x 750h	£680	£833	£1,057
<b>VISR16/8</b> - 1600w x 800d x 750h	£663	£798	£1,032
<b>VISR14/8</b> - 1400w x 800d x 750h	£648	£767	£1,006
<b>VISR12/8</b> - 1200w x 800d x 750h	£630	£733	£984
<b>VISR18/7</b> - 1800w x 700d x 750h	£663	£797	£1,032
<b>VISR16/7</b> - 1600w x 700d x 750h	£648	£767	£1,006
<b>VISR14/7</b> - 1400w x 700d x 750h	£630	£735	£984
<b>VISR12/7</b> - 1200w x 700d x 750h	£616	£706	£960



# Modular Tables

## Piazza Tables

**MDF:** Available in White with undercut edge



PIA/REC16/09/ASL

### Piazza Rectangular Meeting Table

- 3 week lead time.
- 30mm top panel.
- Solid ash square legs with protective glides.
- White epoxy powder coated leg plates.

**MDF**

**PIA/REC16/09...** - 1600w x 900d x 725h

£896

#### Finishes:

Add £0 for Ash (.../ASL) Legs  
Add £70 for Stained Walnut (.../WAL), Stained Espresso (.../ESL), Stained Wenge (.../WEL),  
Stained Grey (.../GYL) and Stained Black (.../BKL) Legs  
Add £94 for White (.../WHL) Legs



PIA/SQR09/ASL

### Piazza Square Meeting Table

- 3 week lead time.
- 30mm top panel.
- Solid ash square legs with protective glides.
- White epoxy powder coated leg plates.

**MDF**

**PIA/SQR09...** - 900w x 900d x 725h

£766

#### Finishes:

Add £0 for Ash (.../ASL) Legs  
Add £70 for Stained Walnut (.../WAL), Stained Espresso (.../ESL), Stained Wenge (.../WEL),  
Stained Grey (.../GYL) and Stained Black (.../BKL) Legs  
Add £94 for White (.../WHL) Legs



PIA/CIR10/ASL

### Piazza Circular Meeting Table

- 3 week lead time.
- 30mm top panel.
- Solid ash square legs with protective glides.
- White epoxy powder coated leg plates.

**MDF**

**PIA/CIR12...** - 1200w (dia) x 725h

£876

**PIA/CIR10...** - 1000w (dia) x 725h

£804

**PIA/CIR08...** - 800w (dia) x 725h

£711

#### Finishes:

Add £0 for Ash (.../ASL) Legs  
Add £70 for Stained Walnut (.../WAL), Stained Espresso (.../ESL), Stained Wenge (.../WEL),  
Stained Grey (.../GYL) and Stained Black (.../BKL) Legs  
Add £94 for White (.../WHL) Legs



# Modular Tables

## Tondo Tables

**MDF:** Available in White with undercut edge



TON/REC16/09/BEL

### Tondo Rectangular Meeting Table

- 3 week lead time.
- 30mm top panel.
- Solid beech round legs with protective glides.
- White epoxy powder coated leg plates.

**MDF**

TON/REC16/09... - 1600w x 900d x 720h

£734

**Finishes:** Add £0 for Beech (.../BEL) Legs  
Add £56 for Stained Walnut (.../WAL), Stained Espresso (.../ESL), Stained Wenge (.../WEL),  
Stained Grey (.../GYL) and Stained Black (.../BKL) Legs  
Add £78 for White (.../WHL) Legs



TON/SQR09/BEL

### Tondo Square Meeting Table

- 3 week lead time.
- 30mm top panel.
- Solid beech round legs with protective glides.
- White epoxy powder coated leg plates.

**MDF**

TON/SQR09... - 900w x 900d x 720h

£603

**Finishes:** Add £0 for Beech (.../BEL) Legs  
Add £56 for Stained Walnut (.../WAL), Stained Espresso (.../ESL), Stained Wenge (.../WEL),  
Stained Grey (.../GYL) and Stained Black (.../BKL) Legs  
Add £78 for White (.../WHL) Legs



TON/CIR10/BEL

### Tondo Circular Meeting Table

- 3 week lead time.
- 30mm top panel.
- Solid beech round legs with protective glides.
- White epoxy powder coated leg plates.

**MDF**

TON/CIR12... - 1200w (dia) x 720h

£711

TON/CIR10... - 1000w (dia) x 720h

£645

TON/CIR08... - 800w (dia) x 720h

£551

**Finishes:** Add £0 for Beech (.../BEL) Legs  
Add £56 for Stained Walnut (.../WAL), Stained Espresso (.../ESL), Stained Wenge (.../WEL),  
Stained Grey (.../GYL) and Stained Black (.../BKL) Legs  
Add £78 for White (.../WHL) Legs



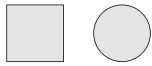
# Modular Tables

## Meeting Tables

**MFC:** Available in Ash, Autumn Cherry, Beech, Chester Oak, English Walnut, Grey, Grey Nebraska Oak, Laurentii Wenge, Natural Nebraska Oak and White  
**Nanotech:** Available in Black (2 Week Lead Time)  
**Veneer:** Available in Oak and Walnut (3 Week Lead Time)  
**Edging:** Add £36 for Wenge and Black per top - Add £46 for Plywood Effect per top - Edging on 25mm White MFC and Black Nanotech only  
**Metalwork:** **MT01..., MT02... and MT03...:** Add 0% for Silver, Black Graphite and White  
 Add 12% for Praline, Olive Green, Atlantic Blue, Sapphire Blue, Mustard Yellow, Terracotta and Conker Brown (2 Week Lead Time)



MT01/SQR08



Square and Circular Top

### Square / Circular Meeting Table

- Standard lead time. • 25mm top panel. • Wire managed base, 80mm aperture, located within the column.
- 100mm square column. • Heavy duty weighted 505mm square x 15mm deep base.
- Levelling feet.

		MFC	Nanotech	Veneer
<b>MT01/SQR10</b>	- Square Top - 1000w x 1000d x 740h	£710	£885	£1,044
<b>MT01/SQR08</b>	- Square Top - 800w x 800d x 740h	£651	£757	£876
<b>MT01/CIR12</b>	- Circular Top - 1200w (dia) x 740h	£892	£1,153	£1,291
<b>MT01/CIR10</b>	- Circular Top - 1000w (dia) x 740h	£834	£1,009	£1,170
<b>MT01/CIR08</b>	- Circular Top - 800w (dia) x 740h	£780	£887	£1,002



MT01/SQR08

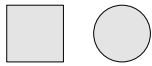
### Square / Circular Meeting Table

- Standard lead time. • 25mm top panel. • 80mm diameter column.
- 500mm square x 5mm deep base.

		MFC	Nanotech	Veneer
<b>MT02/SQR08</b>	- Square Top - 800w x 800d x 740h	£487	£555	£710
<b>MT02/SQR06</b>	- Square Top - 600w x 600d x 740h	£465	£504	£652
<b>MT02/CIR10</b>	- Circular Top - 1000w (dia) x 740h	£671	£778	£1,004
<b>MT02/CIR08</b>	- Circular Top - 800w (dia) x 740h	£612	£680	£834
<b>MT02/CIR06</b>	- Circular Top - 600w (dia) x 740h	£592	£630	£782



MT02/SQR08



Square and Circular Top

### Square / Circular Meeting Table

- Standard lead time. • 25mm top panel. • 80mm diameter column.
- 600mm diameter x 5mm deep base.

		MFC	Nanotech	Veneer
<b>MT03/SQR08</b>	- Square Top - 800w x 800d x 740h	£487	£555	£710
<b>MT03/SQR06</b>	- Square Top - 600w x 600d x 740h	£465	£504	£652
<b>MT03/CIR10</b>	- Circular Top - 1000w (dia) x 740h	£671	£778	£1,004
<b>MT03/CIR08</b>	- Circular Top - 800w (dia) x 740h	£612	£680	£834
<b>MT03/CIR06</b>	- Circular Top - 600w (dia) x 740h	£592	£630	£782



MT03/CIR10



Square and Circular Top

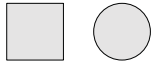
# Modular Tables

## Meeting Tables

**MFC:** Available in Ash, Autumn Cherry, Beech, Chester Oak, English Walnut, Grey, Grey Nebraska Oak, Laurentii Wenge, Natural Nebraska Oak and White  
**Nanotech:** Available in Black (2 Week Lead Time)  
**Veneer:** Available in Oak and Walnut (3 Week Lead Time)  
**Edging:** Add £36 for Wenge and Black per top - Add £46 for Plywood Effect per top - Edging on 25mm White MFC and Black Nanotech only  
**Metalwork:** **MT04..., MT06... and MT07...:** Add 0% for Silver, Black Graphite and White  
 Add 12% for Praline, Olive Green, Atlantic Blue, Sapphire Blue, Mustard Yellow, Terracotta and Conker Brown (2 Week Lead Time)  
**MT05...:** Add 0% for Chrome



MT04/CIR10



Square and Circular Top

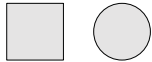
### Square / Circular Meeting Table

- Standard lead time. • 25mm top panel. • 120mm diameter column.
- Heavy duty weighted 685mm diameter domed base with rolled edge.

		MFC	Nanotech	Veneer
<b>MT04/SQR10</b>	- Square Top - 1000w x 1000d x 740h	£622	£711	£728
<b>MT04/SQR08</b>	- Square Top - 800w x 800d x 740h	£562	£620	£630
<b>MT04/CIR12</b>	- Circular Top - 1200w (dia) x 740h	£819	£947	£972
<b>MT04/CIR10</b>	- Circular Top - 1000w (dia) x 740h	£748	£836	£854
<b>MT04/CIR08</b>	- Circular Top - 800w (dia) x 740h	£690	£747	£757



MT05/CIR10



Square and Circular Top

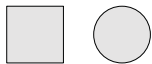
### Square / Circular Chrome Trumpet Based Meeting Table

- Standard lead time. • 25mm top panel. • 60mm diameter column.
- Weighted 490mm diameter trumpet base. • Protective feet.
- Available in Chrome only.

		MFC	Nanotech	Veneer
<b>MT05/SQR08</b>	- Square Top - 800w x 800d x 725h	£587	£655	£811
<b>MT05/SQR06</b>	- Square Top - 600w x 600d x 725h	£567	£606	£755
<b>MT05/CIR10</b>	- Circular Top - 1000w (dia) x 725h	£773	£879	£1,106
<b>MT05/CIR08</b>	- Circular Top - 800w (dia) x 725h	£715	£783	£939
<b>MT05/CIR06</b>	- Circular Top - 600w (dia) x 725h	£694	£733	£882



MT06/SQR08



Square and Circular Top

### Square / Circular Pyramid Based Meeting Table

- Standard lead time. • 25mm top panel. • 60mm diameter column.
- 490mm square x 8mm deep pyramid base. • Levelling feet.

		MFC	Nanotech	Veneer
<b>MT06/SQR08</b>	- Square Top - 800w x 800d x 725h	£572	£640	£794
<b>MT06/SQR06</b>	- Square Top - 600w x 600d x 725h	£553	£592	£739
<b>MT06/CIR10</b>	- Circular Top - 1000w (dia) x 725h	£759	£865	£1,093
<b>MT06/CIR08</b>	- Circular Top - 800w (dia) x 725h	£699	£767	£921
<b>MT06/CIR06</b>	- Circular Top - 600w (dia) x 725h	£680	£719	£867



MT07/CIR10



Square and Circular Top

### Square / Circular Meeting Table

- Standard lead time. • 25mm top panel. • 60mm diameter column.
- Weighted 470mm diameter x 5mm deep base. • Protective feet.

		MFC	Nanotech	Veneer
<b>MT07/SQR08</b>	- Square Top - 800w x 800d x 725h	£494	£561	£715
<b>MT07/SQR06</b>	- Square Top - 600w x 600d x 725h	£471	£510	£659
<b>MT07/CIR10</b>	- Circular Top - 1000w (dia) x 725h	£679	£785	£1,014
<b>MT07/CIR08</b>	- Circular Top - 800w (dia) x 725h	£622	£690	£845
<b>MT07/CIR06</b>	- Circular Top - 600w (dia) x 725h	£598	£638	£822

# Modular Tables

## Meeting Tables

**MFC:** Available in Ash, Autumn Cherry, Beech, Chester Oak, English Walnut, Grey, Grey Nebraska Oak, Laurentii Wenge, Natural Nebraska Oak and White  
**Nanotech:** Available in Black (2 Week Lead Time)  
**Veneer:** Available in Oak and Walnut (3 Week Lead Time)  
**Edging:** Add £36 for Wenge and Black per top - Add £46 for Plywood Effect per top - Edging on 25mm White MFC and Black Nanotech only  
**Metalwork:** **MT09HA...** and **MT10HA...**: Add 0% for Silver and White



MT09/CIR10



Circular Top

### Circular Sit / Stand Meeting Table

- Standard lead time. • 25mm top panel. • 725mm-1050mm height adjustment. • 95mm diameter gas lift column.
- Heavy duty weighted 675mm diameter domed base with rolled edge.
- Available in Silver RAL 9006 or White RAL 9003 only.

		MFC	Nanotech	Veneer
<b>MT09HA/CIR12...</b>	- Circular Top - 1200w (dia) x 725-1050h	£1,583	£1,737	£1,979
<b>MT09HA/CIR10...</b>	- Circular Top - 1000w (dia) x 725-1050h	£1,524	£1,630	£1,859

**Finishes:** Add £0 for Silver (no suffix) and White (.../W)



MT10/CIR10



Circular Top

### Circular Mobile Sit / Stand Meeting Table

- Standard lead time. • 25mm top panel. • 725mm-1050mm height adjustment. • 95mm diameter gas lift column.
- Mobile 920mm diameter four-legged base with locking castors.
- Available in Silver RAL 9006 or White RAL 9003 only.

		MFC	Nanotech	Veneer
<b>MT10HA/CIR12...</b>	- Circular Top - 1200w (dia) x 725-1050h	£2,042	£2,196	£2,441
<b>MT10HA/CIR10...</b>	- Circular Top - 1000w (dia) x 725-1050h	£1,985	£2,091	£2,319

**Finishes:** Add £0 for Silver (no suffix) and White (.../W)



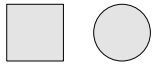
# Modular Tables

## Meeting Tables

**MFC:** Available in Ash, Autumn Cherry, Beech, Chester Oak, English Walnut, Grey, Grey Nebraska Oak, Laurentii Wenge, Natural Nebraska Oak and White  
**Nanotech:** Available in Black (2 Week Lead Time)  
**Veneer:** Available in Oak and Walnut (3 Week Lead Time)  
**Edging:** Add £36 for Wenge and Black per top - Add £46 for Plywood Effect per top - Edging on 25mm White MFC and Black Nanotech only  
**Metalwork:** **MT11... and MT12...:** Add 0% for Chrome  
**CTB...:** Add £0 for Polished Base - Add £16 for Black Base  
**MT13...:** Add 0% for Silver, Black Graphite and White  
 Add 12% for Praline, Olive Green, Atlantic Blue, Sapphire Blue, Mustard Yellow, Terracotta and Conker Brown (2 Week Lead Time)



MT11/SQR10



Square and Circular Top

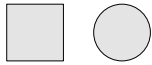
### Square / Circular Meeting Table for Cascara and Myla

- Standard lead time. • 25mm top panel. • 50mm diameter column.
- 655mm four-star base. • Available in Chrome only.
- Complements Cascara and Myla seating range (See the Elite Seating Guide).

		MFC	Nanotech	Veneer
<b>MT11/SQR10</b>	- Square Top - 1000w x 1000d x 725h	£663	£769	£998
<b>MT11/SQR08</b>	- Square Top - 800w x 800d x 725h	£603	£671	£828
<b>MT11/CIR10</b>	- Circular Top - 1000w (dia) x 725h	£788	£894	£1,124
<b>MT11/CIR08</b>	- Circular Top - 800w (dia) x 725h	£731	£798	£956



CTB/SQR10/7



Square and Circular Top

### Canterbury Square / Circular Meeting Table

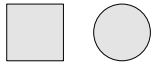
- Standard lead time. • 25mm top panel. • Polished or black aluminium four-star base.
- Complements Tempo, Elipsa, Cascara, Myla and Luma seating ranges (See the Elite Seating Guide).

		MFC	Nanotech	Veneer
<b>CTB/SQR10/7...</b>	- Square Top - 1000w x 1000d x 750h	£650	£756	£984
<b>CTB/SQR08/7...</b>	- Square Top - 800w x 800d x 750h	£589	£657	£815
<b>CTB/CIR10/7...</b>	- Circular Top - 1000w (dia) x 750h	£774	£880	£1,108
<b>CTB/CIR08/7...</b>	- Circular Top - 800w (dia) x 750h	£720	£788	£941

**Finishes:** Add £0 for a Polished Base (.../P4S)  
 Add £16 for a Black Base (.../B4S)



MT12/CIR10



Square and Circular Top

### Square / Circular Meeting Table

- Standard lead time. • 25mm top panel. • 50mm diameter column.
- 680mm four-star base. • Levelling feet. • Available in Chrome only.

		MFC	Nanotech	Veneer
<b>MT12/SQR10</b>	- Square Top - 1000w x 1000d x 725h	£645	£752	£982
<b>MT12/SQR08</b>	- Square Top - 800w x 800d x 725h	£587	£655	£811
<b>MT12/CIR10</b>	- Circular Top - 1000w (dia) x 725h	£773	£879	£1,106
<b>MT12/CIR08</b>	- Circular Top - 800w (dia) x 725h	£715	£783	£939



MT13/CIR15



Square and Circular Top

### Circular Meeting Table

- Standard lead time. • 25mm top panel. • 60mm diameter post legs.
- Fully welded four-legged frame. • Levelling feet.

		MFC	Nanotech	Veneer
<b>MT13/CIR15</b>	- Circular Top - 1500w (dia) x 725h	£780	£1,020	£1,416

# Modular Tables

## Bar Tables

**MFC:** Available in Ash, Autumn Cherry, Beech, Chester Oak, English Walnut, Grey, Grey Nebraska Oak, Laurentii Wenge, Natural Nebraska Oak and White  
**Nanotech:** Available in Black (2 Week Lead Time)  
**Veneer:** Available in Oak and Walnut (3 Week Lead Time)  
**Edging:** Add £36 for Wenge and Black per top - Add £46 for Plywood Effect per top - Edging on 25mm White MFC and Black Nanotech only  
**Metalwork:** **BT02..., BT03... and BT06...:** Add 0% for Silver, Black Graphite and White  
 Add 12% for Praline, Olive Green, Atlantic Blue, Sapphire Blue, Mustard Yellow, Terracotta and Conker Brown (2 Week Lead Time)  
**BT05....:** Add 0% for Chrome



BT02/SQR08



Square Top

### Square Bar Table

- Standard lead time. • 25mm top panel. • 80mm diameter column.
- 500mm square x 5mm deep weighted base.

**BT02/SQR06** - Square Top - 600w x 600d x 1100h

MFC	Nanotech	Veneer
£490	£529	£649



BT03/CIR8



Circular Top

### Circular Bar Table

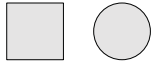
- Standard lead time. • 25mm top panel. • 80mm diameter column.
- 600mm diameter x 5mm deep weighted base.

**BT03/CIR06** - Circular Top - 600w (dia) x 1100h

MFC	Nanotech	Veneer
£645	£684	£805



BT05/CIR06



Square and Circular Top

### Square / Circular Trumpet Based Bar Table

- Standard lead time. • 25mm top panel. • 60mm diameter column.
- Weighted 490mm circular base. • Protective feet. • Available in Chrome only.

**BT05/SQR06** - Square Top - 600w x 600d x 1095h

**BT05/CIR06** - Circular Top - 600w (dia) x 1095h

MFC	Nanotech	Veneer
£579	£617	£737
£627	£666	£785



BT06/SQR06



Square and Circular Top

### Square / Circular Pyramid Based Bar Table

- Standard lead time. • 25mm top panel. • 60mm diameter column.
- 475mm square x 8mm deep pyramid base. • Levelling feet.

**BT06/SQR06** - Square Top - 600w x 600d x 1095h

**BT06/CIR06** - Circular Top - 600w (dia) x 1095h

MFC	Nanotech	Veneer
£509	£547	£667
£556	£595	£715



# Modular Tables

## Bar Tables

**MFC:** Available in Ash, Autumn Cherry, Beech, Chester Oak, English Walnut, Grey, Grey Nebraska Oak, Laurentii Wenge, Natural Nebraska Oak and White  
**Nanotech:** Available in Black (2 Week Lead Time)  
**Veneer:** Available in Oak and Walnut (3 Week Lead Time)  
**Edging:** Add £36 for Wenge and Black per top - Add £46 for Plywood Effect per top - Edging on 25mm White MFC and Black Nanotech only  
**Metalwork:** **BT07... and BT08...:** Add 0% for Silver, Black Graphite and White  
 Add 12% for Praline, Olive Green, Atlantic Blue, Sapphire Blue, Mustard Yellow, Terracotta and Conker Brown (2 Week Lead Time)



BT07/CIR06



Square and Circular Top

### Square / Circular Bar Table

- Standard lead time. • 25mm top panel. • 60mm diameter column.
- Weighted 470mm diameter x 5mm deep base. • Protective feet.

	MFC	Nanotech	Veneer
<b>BT07/SQR06</b> - Square Top - 600w x 600d x 1095h	£460	£500	£622
<b>BT07/CIR06</b> - Circular Top - 600w (dia) x 1095h	£509	£547	£667



BT08/CIR06



Square and Circular Top

### Square / Circular Bar Table

- Standard lead time. • 25mm top panel. • 50mm diameter column.
- Weighted 480mm diameter trumpet base. • Levelling feet.

	MFC	Nanotech	Veneer
<b>BT08/SQR06</b> - Square Top - 600w x 600d x 1095h	£670	£709	£829
<b>BT08/CIR06</b> - Circular Top - 600w (dia) x 1095h	£717	£755	£877



# Modular Tables

## Coffee Tables

**MFC:** Available in Ash, Autumn Cherry, Beech, Chester Oak, English Walnut, Grey, Grey Nebraska Oak, Laurentii Wenge, Natural Nebraska Oak and White  
**Nanotech:** Available in Black (2 Week Lead Time)  
**Veneer:** Available in Oak and Walnut (3 Week Lead Time)  
**Edging:** Add £36 for Wenge and Black per top - Add £46 for Plywood Effect per top - Edging on 25mm White MFC and Black Nanotech only  
**Metalwork:** **CT02... and CT03...:** Add 0% for Silver, Black Graphite and White  
 Add 12% for Praline, Olive Green, Atlantic Blue, Sapphire Blue, Mustard Yellow, Terracotta and Conker Brown (2 Week Lead Time)  
**CT11... and CT12...:** Add 0% Chrome



CT02/SQR10



Square Top

### Square Coffee Table

- Standard lead time. • 25mm top panel. • 80mm diameter column.
- 500mm square x 5mm deep base.

	MFC	Nanotech	Veneer
<b>CT02/SQR10</b> - Square Top - 1000w x 1000d x 425h	£523	£629	£859
<b>CT02/SQR08</b> - Square Top - 800w x 800d x 425h	£494	£561	£731



CT03/CIR10



Circular Top

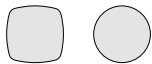
### Circular Coffee Table

- Standard lead time. • 25mm top panel. • 80mm diameter column.
- 600mm diameter x 5mm deep base.

	MFC	Nanotech	Veneer
<b>CT03/CIR10</b> - Circular Top - 1000w (dia) x 425h	£651	£757	£986
<b>CT03/CIR08</b> - Circular Top - 800w (dia) x 425h	£622	£690	£859



CT11/CIR08



Squircle and Circular Top

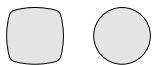
### Squircle / Circular Coffee Table for Cascara and Myla

- Standard lead time. • 25mm top panel. • 50mm diameter column.
- 655mm four-star base. • Available in Chrome only.
- Complements Cascara and Myla seating range (See the Elite Seating Guide).

	MFC	Nanotech	Veneer
<b>CT11/SQC08</b> - Squircle Top - 800w x 800d x 425h	£634	£701	-
<b>CT11/SQC06</b> - Squircle Top - 600w x 600d x 425h	£622	£661	-
<b>CT11/CIR08</b> - Circular Top - 800w (dia) x 425h	£634	£701	£859



CT12/CIR08



Squircle and Circular Top

### Squircle / Circular Coffee Table

- Standard lead time. • 25mm top panel. • 50mm diameter column.
- 680mm four-star base. • Levelling feet. • Available in Chrome only.

	MFC	Nanotech	Veneer
<b>CT12/SQC08</b> - Squircle Top - 800w x 800d x 425h	£603	£671	-
<b>CT12/SQC06</b> - Squircle Top - 600w x 600d x 425h	£587	£626	-
<b>CT12/CIR08</b> - Circular Top - 800w (dia) x 425h	£603	£671	£828

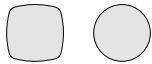
# Modular Tables

## Coffee Tables

**MFC:** Available in Ash, Autumn Cherry, Beech, Chester Oak, English Walnut, Grey, Grey Nebraska Oak, Laurentii Wenge, Natural Nebraska Oak and White  
**Nanotech:** Available in Black (2 Week Lead Time)  
**Veneer:** Available in Oak and Walnut (3 Week Lead Time)  
**Edging:** Add £36 for Wenge and Black per top - Add £46 for Plywood Effect per top - Edging on 25mm White MFC and Black Nanotech only  
**Metalwork:** **ESC...:** Add 0% for Silver, Black Graphite and White  
 Add 12% for Praline, Olive Green, Atlantic Blue, Sapphire Blue, Mustard Yellow, Terracotta and Conker Brown (2 Week Lead Time)  
**CTB...:** Add £0 for a Polished Base - Add £16 for a Black Base



ESCSCT



Squirle and Circular Top

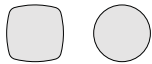
### Squirle / Circular Coffee Table for Escape

- Standard lead time. • 25mm top panel.
- 12mm chromed wire sled base. • Chrome as standard.
- Complements Escape seating range (See the Elite Seating Guide).

	MFC	Nanotech	Veneer
<b>ESCSCT</b> - Squirle Top - 600w x 600d x 415h	£539	£578	-
<b>ESCCCT</b> - Circular Top - 700w (dia) x 415h	£539	£590	£764



CTB/SQC08/4/P4S



Squirle and Circular Top

### Canterbury Squirle / Circular Coffee Table

- Standard lead time. • 25mm top panel. • Polished or black aluminium four-star base.
- Complements Tempo, Elipsa, Cascara, Myla and Luma seating ranges (See the Elite Seating Guide).

	MFC	Nanotech	Veneer
<b>CTB/SQC08/5...</b> - Squirle Top - 800w x 800d x 500h	£623	£691	-
<b>CTB/SQC06/5...</b> - Squirle Top - 600w x 600d x 500h	£608	£646	-
<b>CTB/CIR08/5...</b> - Circular Top - 800w (dia) x 500h	£623	£691	£847
<b>CTB/SQC08/4...</b> - Squirle Top - 800w x 800d x 400h	£609	£677	-
<b>CTB/SQC06/4...</b> - Squirle Top - 600w x 600d x 400h	£594	£633	-
<b>CTB/CIR08/4...</b> - Circular Top - 800w (dia) x 400h	£609	£677	£832

**Finishes:** Add £0 for a Polished Base (.../P4S)  
 Add £16 for a Black Base (.../B4S)



# Modular Tables

## Coffee Tables

**MFC:** Available in Ash, Autumn Cherry, Beech, Chester Oak, English Walnut, Grey, Grey Nebraska Oak, Laurentii Wenge, Natural Nebraska Oak and White  
**Nanotech:** Available in Black (2 Week Lead Time)  
**Veneer:** Available in Oak and Walnut (3 Week Lead Time)  
**Edging:** Add £36 for Wenge and Black per top - Add £46 for Plywood Effect per top - Edging on 25mm White MFC and Black Nanotech only  
**Metalwork:** **EVOP...**, **DAL...** and **ELL...**: Detailed below



EVOPRCT



EVOPRCT/CFL/SF



Square and Rectangular Top

### Rectangular / Square Coffee Table for Evo Plus

- 25mm top panel. • Chrome effect paint as standard.
- Complements Evo Plus seating range (See the Elite Seating Guide).

			MFC	Nanotech	Veneer
<b>EVOPSCTL...</b>	- Square Top	- 700w x 700d x 405h	£564	£708	£900
<b>EVOPSCT...</b>	- Square Top	- 550w x 550d x 405h	£492	£587	£759
<b>EVOPRCTL...</b>	- Rectangular Top	- 1200w x 550d x 405h	£588	£763	£917
<b>EVOPRCT...</b>	- Rectangular Top	- 800w x 550d x 405h	£539	£665	£845

#### Finishes:

##### For Standard Leg

Add £0 for Chrome Effect (no suffix)  
 Add £47 for Silver (.../SF), Black Graphite (.../BGF) and White (.../WF)  
 Add £24 for Black Chrome (.../BCF)  
 Add £59 for Black (.../BF), Praline (.../PLF), Olive Green (.../OVF), Atlantic Blue (.../ABF), Sapphire Blue (.../SBF), Mustard Yellow (.../MYF), Terracotta (.../TCF) and Conker Brown (.../CBF)

##### For Cubeform Leg

Add £135 for Silver (.../CFL/SF), Black Graphite (.../CFL/BGF) and White (.../CFL/WF)  
 Add £237 for Chrome Effect (.../CFL/CF)  
 Add £195 for Black (.../CFL/BF), Praline (.../CFL/PLF), Olive Green (.../CFL/OVF), Atlantic Blue (.../CFL/ABF), Sapphire Blue (.../CFL/SBF), Mustard Yellow (.../CFL/MYF), Terracotta (.../CFL/TCF) and Conker Brown (.../CFL/CBF)



DALRCT



Square and Rectangular Top

### Rectangular / Square Coffee Table for Dalton

- 25mm top panel. • Brushed Silver or Black Chromed legs.
- Complements Dalton seating range (See the Elite Seating Guide).

			MFC	Nanotech	Veneer
<b>DALSCTL...</b>	- Square Top	- 700w x 700d x 405h	£584	£728	£920
<b>DALSCT...</b>	- Square Top	- 550w x 550d x 405h	£512	£607	£779
<b>DALRCTL...</b>	- Rectangular Top	- 1200w x 550d x 405h	£608	£783	£937
<b>DALRCT...</b>	- Rectangular Top	- 800w x 550d x 405h	£559	£685	£865

#### Finishes:

Add £0 for Brushed Silver (.../SF) and Black Chrome (.../BCF)



ELLRCT



Square and Rectangular Top

### Rectangular / Square Coffee Table for Ella

- Standard lead time. • 25mm top panel. • 5mm steel sled legs.
- Chrome effect paint as standard. • Epoxy powder coated finish.
- Complements Ella seating range (See the Elite Seating Guide).

			MFC	Nanotech	Veneer
<b>ELLSCTL...</b>	- Square Top	- 800w x 800d x 405h	£560	£628	£782
<b>ELLSCT...</b>	- Square Top	- 550w x 550d x 405h	£510	£542	£637
<b>ELLRCTL...</b>	- Rectangular Top	- 1200w x 550d x 405h	£576	£648	£829
<b>ELLRCT...</b>	- Rectangular Top	- 800w x 550d x 405h	£544	£590	£711

#### Finishes:

Add £0 for Chrome Effect (no suffix)  
 Add £0 for Silver (.../SF), Black Graphite (.../BGF) and White (.../WF)  
 Add £54 for Black (.../BF), Praline (.../PLF), Olive Green (.../OVF), Atlantic Blue (.../ABF), Sapphire Blue (.../SBF), Mustard Yellow (.../MYF), Terracotta (.../TCF) and Conker Brown (.../CBF)

# Modular Tables

## Coffee Tables

**MFC:** Available in Ash, Autumn Cherry, Beech, Chester Oak, English Walnut, Grey, Grey Nebraska Oak, Laurentii Wenge, Natural Nebraska Oak and White  
**Nanotech:** Available in Black (2 Week Lead Time)  
**Veneer:** Available in Oak and Walnut (3 Week Lead Time)  
**Edging:** Add £36 for Wenge and Black per top - Add £46 for Plywood Effect per top - Edging on 25mm White MFC and Black Nanotech only  
**Metalwork:** Add 0% for Silver, Black Graphite and White - Add 5% for Raw  
 Add 12% for Praline, Olive Green, Atlantic Blue, Sapphire Blue, Mustard Yellow, Terracotta and Conker Brown (2 Week Lead Time)



CF/RCT1



Rectangular Top

### Cubeform Rectangular Coffee Table

• Standard lead times. • 25mm top panel.

**CF/RCT1** - 900w x 475d x 400h

MFC	Nanotech	Veneer
£491	£534	£638



CF/SCT2



Square Top

### Cubeform Square Coffee Table

• Standard lead times. • 25mm top panel.

**CF/SCT1** - 475w x 475d x 400h

**CF/SCT2** - 900w x 900d x 400h

MFC	Nanotech	Veneer
£437	£460	£535
£544	£627	£783



CF/RCT1/BP



Rectangular Top

### Cubeform Rectangular Coffee Table with Base Panel

• Standard lead times. • 25mm top panel and 18mm base panel.

**CF/RCT1/BP** - 900w x 475d x 400h

MFC	Nanotech	Veneer
£557	£644	£787



CF/SCT2/BP



Square Top

### Cubeform Square Coffee Table with Base Panel

• Standard lead times. • 25mm top panel and 18mm base panel.

**CF/SCT1/BP** - 475w x 475d x 400h

**CF/SCT2/BP** - 900w x 900d x 400h

MFC	Nanotech	Veneer
£504	£553	£643
£610	£776	£1,018



# Modular Tables

## Coffee Tables

**MFC:** Available in Ash, Autumn Cherry, Beech, Chester Oak, English Walnut, Grey, Grey Nebraska Oak, Laurentii Wenge, Natural Nebraska Oak and White  
**Nanotech:** Available in Black (2 Week Lead Time)  
**Veneer:** Available in Oak and Walnut (3 Week Lead Time)  
**Edging:** Add £36 for Wenge and Black per top - Add £46 for Plywood Effect per top - Edging on 25mm White MFC and Black Nanotech only  
**Metalwork:** **SCT800, CCT750L and TCT900:** Add 0% for Silver, Black Graphite and White - Add 15% for Chrome Effect  
 Add 12% for Praline, Olive Green, Atlantic Blue, Sapphire Blue, Mustard Yellow, Terracotta and Conker Brown (2 Week Lead Time)



RCT900



Rectangular Top

### Rectangular Panel Ended Coffee Table

- Standard lead time.
- 25mm top panel.
- 25mm panel end base.
- Middle support panel.

<b>RCT900</b> - Rectangular Top - 900w x 530d x 385h	<b>MFC</b>	<b>Nanotech</b>	<b>Veneer</b>
	£409	£518	£728



CCT750



Circular Top

### Circular Coffee Table

- Standard lead time.
- 25mm top panel.
- 25mm panelled cross base.

<b>CCT750</b> - Circular Top - 750w (dia) x 400h	<b>MFC</b>	<b>Nanotech</b>	<b>Veneer</b>
	£328	£433	£645




SCT800



CCT750L



TCT900



Squircle, Circular and Triangular Top

### Squircle / Circular / Triangular Coffee Table

- Standard lead time.
- 25mm top panel.
- Squircle and circular table has 4 tapered legs.
- Triangular table has 3 tapered legs.

<b>SCT800</b> - Squircle Top - 800w x 800d x 400h	<b>MFC</b>	<b>Nanotech</b>	<b>Veneer</b>
	£531	£599	-

<b>CCT750L</b> - Circular Top - 750w (dia) x 400h	<b>MFC</b>	<b>Nanotech</b>	<b>Veneer</b>
	£531	£592	£755

<b>TCT900</b> - Triangular Top - 900w (dia) x 400h	<b>MFC</b>	<b>Nanotech</b>	<b>Veneer</b>
	£513	£599	-

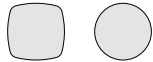
# Modular Tables

## Coffee Tables

**MFC:** Available in Ash, Autumn Cherry, Beech, Chester Oak, English Walnut, Grey, Grey Nebraska Oak, Laurentii Wenge, Natural Nebraska Oak and White  
**Nanotech:** Available in Black (2 Week Lead Time)  
**Veneer:** Available in Beech, Stained Walnut, Stained Espresso, Stained Wenge, Stained Black, Stained Grey and White to match legs (3 Week Lead Time)  
**Edging:** Add £36 for Wenge and Black per top - Add £46 for Plywood Effect per top - Edging on 25mm White MFC and Black Nanotech only



HEN/SQC08/5/ASL



Squircle and Circular Top

### Henley Squircle / Circular Coffee Table

- Standard lead time. • 25mm top panel. • Wooden 4 star pyramid base. • Available at 500h and 400h.
- On veneered items, the below finishes apply to the whole unit.
- Complements Elipsa, Cascara, Myla and Luma seating ranges (See the Elite Seating Guide).

			MFC	Nanotech	Veneer
<b>HEN/SQC08/5...</b>	- Squircle Top	- 800w x 800d x 500h	£564	£621	-
<b>HEN/SQC06/5...</b>	- Squircle Top	- 600w x 600d x 500h	£548	£581	-
<b>HEN/CIR08/5...</b>	- Circular Top	- 800w (dia) x 500h	£564	£621	£788
<b>HEN/CIR06/5...</b>	- Circular Top	- 600w (dia) x 500h	£548	£581	£762
<b>HEN/SQC08/4...</b>	- Squircle Top	- 800w x 800d x 400h	£544	£600	-
<b>HEN/SQC06/4...</b>	- Squircle Top	- 600w x 600d x 400h	£527	£559	-
<b>HEN/CIR08/4...</b>	- Circular Top	- 800w (dia) x 400h	£544	£600	£767
<b>HEN/CIR06/4...</b>	- Circular Top	- 600w (dia) x 400h	£527	£559	£742

**Finishes:** Add £0 for Ash (.../ASL) Legs  
 Add £40 for Stained Walnut (.../WAL), Stained Espresso (.../ESL), Stained Wenge (.../WEL),  
 Stained Grey (.../GYL) and Stained Black (.../BKL) Legs  
 Add £58 for White (.../WHL) Legs



# Modular Tables

## Coffee Tables

**MFC:** Available in Ash, Autumn Cherry, Beech, Chester Oak, English Walnut, Grey, Grey Nebraska Oak, Laurentii Wenge, Natural Nebraska Oak and White  
**Nanotech:** Available in Black (2 Week Lead Time)  
**Veneer:** Available in Beech, Stained Walnut, Stained Espresso, Stained Wenge, Stained Black, Stained Grey and White to match legs (3 Week Lead Time)  
**Edging:** Add £36 for Wenge and Black per top - Add £46 for Plywood Effect per top - Edging on 25mm White MFC and Black Nanotech only  
**Metalwork:** GCT...: Detailed below



OXFRCT/ESL



Rounded Rectangular Top

### Oxford Rounded Rectangular Coffee Table

- 3 week lead time. • 25mm top panel.
- On veneered items, the below finishes apply to the whole unit.
- Complements Kouch seating range (See the Elite Seating Guide).

	MFC	Nanotech	Veneer
<b>OXFRCT...</b> - Rounded Rectangular Top - 1100w x 700d x 330h	£665	£734	£805

**Finishes:** Add £0 for Beech (.../BEL) Legs  
 Add £74 for Stained Walnut (.../WAL), Stained Espresso (.../ESL), Stained Wenge (.../WEL), Stained Grey (.../GYL) and Stained Black (.../BKL) Legs  
 Add £89 for White (.../WHL) Legs



CBGCCT/ESL



Circular Top

### Cambridge Circular Coffee Table

- 3 week lead time. • 25mm top panel.
- On veneered items, the below finishes apply to the whole unit.
- Complements Kouch seating range (See the Elite Seating Guide).

	MFC	Nanotech	Veneer
<b>CBGCCT...</b> - Circular Top - 600w (dia) x 400h	£407	£440	£494

**Finishes:** Add £0 for Beech (.../BEL) Legs  
 Add £59 for Stained Walnut (.../WAL), Stained Espresso (.../ESL), Stained Wenge (.../WEL), Stained Grey (.../GYL) and Stained Black (.../BKL) Legs  
 Add £74 for White (.../WHL) Legs



GCT9



Rectangular Top

### Clear Glass Rectangular Coffee Table

- Standard lead time. • 10mm polished toughened glass. • Brushed steel and silver rod design.

	Price
<b>GCT9</b> - Rectangular Top - 1200w x 600d x 420h	£504



GCT10



Circular Top

### Clear Glass Circular Coffee Table

- Standard lead time. • 8mm polished toughened glass. • Silver tubular base.

	Price
<b>GCT10</b> - Circular Top - 500w (dia) x 590h	£373



# Modular Tables

## Switch Mobile Whiteboard TV Unit

4 Week Lead Time

**MFC:** Available in Ash, Autumn Cherry, Beech, Chester Oak, English Walnut, Grey, Grey Nebraska Oak, Laurentii Wenge, Natural Nebraska Oak and White  
**Coloured:** Available in Praline, Olive Green, Atlantic Blue, Sapphire Blue, Mustard Yellow, Terracotta and Conker Brown  
**Nanotech:** Available in Black (2 Week Lead Time)  
**Metalwork:** Add 0% for Silver, Black Graphite and White  
**Fabric:** Fully upholstered - See below for pricing groups



SWI/MTVU/TV




SWI/MTVU/TV

### Switch Mobile TV and Whiteboard Unit

- Compatible with TVs with a maximum weight of 16kg.
- 4 week lead time. • Supplied with 55" 4K TV (Branded), mounted by special hinged bracket.
- Flush mount surface power and media module (1x power socket, 1x USB twin charger (A+C), 1x HDMI and 1x USB (A)).
- Magnetic dry wipe whiteboard is 1310w x 1010h.
- Designer castors. • Power connection via side panel.
- Supplied with 3m 90 degree IEC power cable as standard.

	MFC and Fabric Group 1	Coloured MFC and Fabric Group 1	Nanotech and Fabric Group 1
SWI/MWTVU/TV - 1400w x 535d x 1890h	£7,878	£8,448	£8,448

Fabric Groups:	Add £0 for Group 1	Add £118 for Group 2	Add £248 for Group 3	Add £375 for Group 4
	Add £505 for Group 5	Add £683 for Group 6	Add £1,025 for Group 7	



### IEC 90 Degree Power Cable

- Above supplied with 3000w as standard - see alternative below.
- Standard lead time. • Black cable and plug. • 13amp fused.

	Price
IEC90/7 - 7000mm	£30
IEC90/5 - 5000mm	£25
IEC90/2 - 2000mm	£18



IEC90/5

# Modular Tables

## TV and Computer Tables

**MFC:** Available in Ash, Autumn Cherry, Beech, Chester Oak, English Walnut, Grey, Grey Nebraska Oak, Laurentii Wenge, Natural Nebraska Oak and White  
**Coloured MFC:** Available in Praline, Olive Green, Atlantic Blue, Sapphire Blue, Mustard Yellow, Terracotta and Conker Brown (2 Week Lead Time)  
**Veneer:** Available in Oak and Walnut (3 Week Lead Time)  
**Edging:** Add £36 for Wenge and Black per top - Add £46 for Plywood Effect per top - Edging on 25mm White MFC only  
**Metalwork:** Add 0% for Silver, Black Graphite and White - Add 15% for Chrome Effect  
**LUN..:** Add 0% for Silver, Black Graphite and White - Add 15% for Chrome Effect - Add 5% for Raw  
 Add 12% for Praline, Olive Green, Atlantic Blue, Sapphire Blue, Mustard Yellow, Terracotta and Conker Brown (2 Week Lead Time)



MTVU

### Mobile TV Unit

- Standard lead time. • 25mm top panel.
- Horizontal wire management tray (accommodates optional power modules).
- Vertical wire management access via removal of leg upright cover plates.
- Compatible with a TV up to 56". • Maximum TV weight of 50KG.
- Locking castors. • Universal bracket fixing.

**MTVU** - 900w x 800d x 1785h

MFC	Veneer
£851	£890



LUNT and LUNO



Trapezoidal and Oval Top

### Luna Laptop Table

- Standard lead time. • 18mm top panel. • 50mm tubular column.
- 10mm laser cut steel base. • Protective glides.

**LUNT** - Trapezoidal Top - 520w x 425d x 630h

**LUNO** - Oval Top - 600w x 500d x 630h

MFC	Coloured MFC	Veneer
£478	£500	-
£478	£508	£634

# Modular Tables

## Mobile Whiteboard Unit

**Metalwork:**

Add 0% for Silver, Black Graphite and White  
Add 12% for Praline, Olive Green, Atlantic Blue, Sapphire Blue, Mustard Yellow, Terracotta and Conker Brown (2 Week Lead Time)



MWBP

**Mobile Portrait Whiteboard Unit**

- Standard lead time.
- Mobile drywipe whiteboard.
- Portrait (900w x 1200h) orientation.
- 360 degree rotation.
- Magnetic.
- Storage tray.
- 2x locking castors.

**Price**

**MWBP** - 1000w x 620d x 1850h

£873



MWBL

**Mobile Landscape Whiteboard Unit**

- Standard lead time.
- Mobile drywipe whiteboard.
- Landscape (1200w x 900h) orientation.
- 360 degree rotation.
- Magnetic.
- Storage tray.
- 2x locking castors.

**Price**

**MWBL** - 1300w x 620d x 1700h

£904

# Modular Tables

## Compatibility Breakdown

### Modular Tables Compatibility Breakdown

● Black - Compatible

	Kaspa, page 300	Prime, page 300	Boardroom, page 301	Conus, page 302	Peak, page 303	Escalate, page 303	Wireless Charging Unit, page 304	Port Hole, page 305	Pix, page 305	Pluto, page 306	Inca, page 306	Flex, page 307	Boost, page 307	Capsule, page 308	Plaza, page 309	Wieland Socket Boxes, page 309
Modular Meeting - Fliptop Rectangular and Semi-circular	●	●	●	●	●	●	●	●	●	●	●	●	●	●	●	
Modular Meeting - Fliptop Circular												●		●		
Modular Meeting - Folding							●			●	●	●		●		
Modular Meeting - Training	●	●	●	●	●	●	●	●	●	●	●	●	●	●	●	
Modular Meeting - Vista	●	●					●	●	●	●	●					
Modular Meeting - Piazza and Piazza	●	●	●	●	●	●	●	●	●	●	●	●		●		
Modular Meeting - Meeting MT01						●	●	●	●	●	●	●		●		
Modular Meeting - Meeting MT13	●	●	●	●	●	●	●	●	●	●	●	●	●	●	●	
Modular Meeting - Meeting All Others												●		●		
Modular Meeting - Bar												●		●		
Modular Meeting - Coffee ESC, ELL, EVOP, CCT750L, SCT800 and TCT900	●	●	●	●	●	●	●	●	●	●	●	●	●	●	●	
Modular Meeting - Coffee Cubeform	●	●	●	●	●	●	●	●	●	●	●					
Modular Meeting - Coffee All Others												●		●		
Modular Meeting - TV	●	●	●	●	●	●	●	●	●	●	●	●	●	●	●	●
Modular Meeting - Laptop												●		●		
Modular Meeting - Whiteboard																●



# Pedestals and Personal Storage

Mobile and Desk High Pedestals, Desktop and Personal Storage and Handles



The Elite pedestal portfolio is comprehensive and provides solutions for large volumes, mobile and personal storage. Traditional two-door, tambour fronted storage and pedestals are available in either MFC or Steel structures. Within the units, the internal system can be personalised to meet current and future filing or storage requirements.



# Pedestals

## Low Underdesk Pedestals

**MFC:** Available in Ash, Autumn Cherry, Beech, Chester Oak, English Walnut, Grey, Grey Nebraska Oak, Laurentii Wenge, Natural Nebraska Oak and White  
**Veneer:** Available in Oak and Walnut (3 Week Lead Time)  
**Fabric:** Fully upholstered seat pads - See individual items for pricing groups



MPF and MPF/SP



MP3 and MP3/SP

### 2 and 3 Drawer Low Mobile Pedestal

- Standard lead times. • 18mm top panel. • Lockable, includes 2x keys.
- Optional seat pad is 62mm from top of the unit and is supplied with self adhesive pads.
- Seat pad priced in Group 1. • Alternative handles available (page 228).

1x Single and 1x Filing Drawer

	MFC	Veneer
<b>MPF</b> - 418w x 600d x 480h - Standard Drawers	£320	£501
<b>MPF/SP</b> - 418w x 600d x 542h - Standard Drawers and Seat Pad	£432	£613

3x Single Drawers

<b>MP3</b> - 418w x 600d x 480h - Standard Drawers	£320	£501
<b>MP3/SP</b> - 418w x 600d x 542h - Standard Drawers and Seat Pad	£432	£613

<b>Fabric Groups:</b>	Add £0 for Group 1	- Add £18 for Group 2	- Add £34 for Group 3	- Add £54 for Group 4
	Add £72 for Group 5	- Add £93 for Group 6	- Add £142 for Group 7	



MPFM and MPFM/SP



MP3M and MP3M/SP

### 2 and 3 Drawer Low Mobile Pedestal on Castors

- Standard lead times. • 18mm top panel. • Lockable, includes 2x keys.
- Optional seat pad is 62mm from top of the unit and is supplied with self adhesive pads.
- Seat pad priced in Group 1. • Alternative handles available (page 228).

1x Single and 1x Filing Drawer

	MFC	Veneer
<b>MPFM</b> - 418w x 600d x 547h - Standard Drawers	£398	£577
<b>MPFM/SP</b> - 418w x 600d x 609h - Standard Drawers and Seat Pad	£510	£689

3x Single Drawers

<b>MP3M</b> - 418w x 600d x 547h - Standard Drawers	£398	£577
<b>MP3M/SP</b> - 418w x 600d x 609h - Standard Drawers and Seat Pad	£510	£689

<b>Fabric Groups:</b>	Add £0 for Group 1	- Add £18 for Group 2	- Add £34 for Group 3	- Add £54 for Group 4
	Add £72 for Group 5	- Add £93 for Group 6	- Add £142 for Group 7	

### Mobile Tambour Filing Pedestal on Castors

- Standard lead times. • 18mm top panel. • Lockable, includes 2x keys. • 1x tambour compartment and filing drawer.
- Filing drawer will accommodate A4 and foolscap filing.
- Alternative handles available (page 228).

Tambour Front and 1x Filing Drawer

	MFC	Veneer
<b>MTFP</b> - 420w x 600d x 595h - Standard Drawer	£694	£1,002



MTFP

# Pedestals

## Underdesk Pedestals

**MFC:** Available in Ash, Autumn Cherry, Beech, Chester Oak, English Walnut, Grey, Grey Nebraska Oak, Laurentii Wenge, Natural Nebraska Oak and White  
**Veneer:** Available in Oak and Walnut (3 Week Lead Time)



DMPO/N

### Open Fronted Narrow Mobile Pedestal

- Standard lead times.
- 18mm top panel.
- Open fronted for PC tower storage.
- Ventilated back panel.

Open Fronted

<b>DMPO/N</b> - 298w x 600d x 640h	<b>MFC</b>	<b>Veneer</b>
	£385	£604



DMPF/N

### 3 Drawer Narrow Mobile Pedestal

- Standard lead times.
- 18mm top panel.
- Lockable, includes 2x keys.
- Alternative handles available (page 228).

2x Single and 1x Filing Drawer

<b>DMPF/N</b> - 298w x 600d x 640h - Standard Drawers	<b>MFC</b>	<b>Veneer</b>
<b>SDMPF/N</b> - 298w x 600d x 640h - System Drawers	£385	£604
	£450	£702



DMP4/N

### 4 Drawer Narrow Mobile Pedestal

- Standard lead times.
- 18mm top panel.
- Lockable, includes 2x keys.
- Alternative handles available (page 228).

4x Single Drawers

<b>DMP4/N</b> - 298w x 600d x 640h - Standard Drawers	<b>MFC</b>	<b>Veneer</b>
<b>SDMP4/N</b> - 298w x 600d x 640h - System Drawers	£385	£604
	£450	£702



DMPF

### 3 Drawer Mobile Pedestal

- Standard lead times.
- 18mm top panel.
- Lockable, includes 2x keys.
- Alternative handles available (page 228).

2x Single and 1x Filing Drawer

<b>DMPF</b> - 418w x 600d x 640h - Standard Drawers	<b>MFC</b>	<b>Veneer</b>
<b>SDMPF</b> - 418w x 600d x 640h - System Drawers	£409	£638
	£485	£714



DMP4

### 4 Drawer Mobile Pedestal

- Standard lead times.
- 18mm top panel.
- Lockable, includes 2x keys.
- Alternative handles available (page 228).

4x Single Drawers

<b>DMP4</b> - 418w x 600d x 640h - Standard Drawers	<b>MFC</b>	<b>Veneer</b>
<b>SDMP4</b> - 418w x 600d x 640h - System Drawers	£409	£638
	£485	£714

# Pedestals

## Steel Pedestals

**Metalwork:** Add 0% for Silver, Black Graphite and White



DMSF/N/F

### 3 Drawer Narrow Steel Flat Fronted Mobile Pedestal

- Standard lead times.
- Lockable, includes 2x keys.
- Supplied with pen tray.

2x Single and 1x Filing Drawer

**DMSF/N/F...** - 300w x 520d x 600h

**Metalwork**

£317

**Finishes:** Add £0 for Silver (no suffix), Black Graphite (.../BG) and White (.../W)



DMSF/F

### 3 Drawer Steel Flat Fronted Mobile Pedestal

- Standard lead times.
- Lockable, includes 2x keys.
- Supplied with pen tray.

2x Single and 1x Filing Drawer

**DMSF/F...** - 390w x 520d x 600h

**Metalwork**

£324

**Finishes:** Add £0 for Silver (no suffix), Black Graphite (.../BG) and White (.../W)





# Pedestals

## Desk High Pedestals

**MFC:** Available in Ash, Autumn Cherry, Beech, Chester Oak, English Walnut, Grey, Grey Nebraska Oak, Laurentii Wenge, Natural Nebraska Oak and White  
**Veneer:** Available in Oak and Walnut (3 Week Lead Time)  
**Edging:** Add £36 for Wenge and Black per top - Add £46 for Plywood Effect per top - Edging on 25mm White MFC only



DHP2/6

### 2 Drawer Desk High Pedestal

- Standard lead times.
- 25mm top panel.
- Lockable, includes 2x keys.
- Anti-tilt device.
- Alternative handles available (page 228).

2x Filing Drawers

<b>DHP2/6</b> - 466w x 600d x 740h - Standard Drawers	<b>MFC</b>	<b>Veneer</b>
	£430	£667



DHPF

### 3 Drawer Desk High Pedestal

- Standard lead times.
- 25mm top panel.
- Lockable, includes 2x keys.
- Anti-tilt device.
- Alternative handles available (page 228).

2x Single and 1x Filing Drawer

<b>DHPF</b> - 418w x 600d x 740h - Standard Drawers	<b>MFC</b>	<b>Veneer</b>
<b>SDHPF</b> - 418w x 600d x 740h - System Drawers	£430	£667
	£508	£747



DHP4

### 4 Drawer Desk High Pedestal

- Standard lead times.
- 25mm top panel.
- Lockable, includes 2x keys.
- Anti-tilt device.
- Alternative handles available (page 228).

4x Single Drawers

<b>DHP4</b> - 418w x 600d x 740h - Standard Drawers	<b>MFC</b>	<b>Veneer</b>
<b>SDHP4</b> - 418w x 600d x 740h - System Drawers	£430	£667
	£508	£747



DHP2/8

### 2 Drawer Deep Desk High Pedestal

- Standard lead times.
- 25mm top panel.
- Lockable, includes 2x keys.
- Anti-tilt device.
- Alternative handles available (page 228).

2x Filing Drawers

<b>DHP2/8</b> - 466w x 800d x 740h - Standard Drawers	<b>MFC</b>	<b>Veneer</b>
	£567	£876



DHPF/8

### 3 Drawer Deep Desk High Pedestal

- Standard lead times.
- 25mm top panel.
- Lockable, includes 2x keys.
- Anti-tilt device.
- Alternative handles available (page 228).

2x Single and 1x Filing Drawer

<b>DHPF/8</b> - 418w x 800d x 740h - Standard Drawers	<b>MFC</b>	<b>Veneer</b>
<b>SDHPF/8</b> - 418w x 800d x 740h - System Drawers	£567	£876
	£641	£958



DHP4/8

### 4 Drawer Deep Desk High Pedestal

- Standard lead times.
- 25mm top panel.
- Lockable, includes 2x keys.
- Anti-tilt device.
- Alternative handles available (page 228).

4x Single Drawers

<b>DHP4/8</b> - 418w x 800d x 740h - Standard Drawers	<b>MFC</b>	<b>Veneer</b>
<b>SDHP4/8</b> - 418w x 800d x 740h - System Drawers	£567	£876
	£641	£958

# Pedestals

## Desk High Pedestals

**MFC:** Available in Ash, Autumn Cherry, Beech, Chester Oak, English Walnut, Grey, Grey Nebraska Oak, Laurentii Wenge, Natural Nebraska Oak and White  
**Veneer:** Available in Oak and Walnut (3 Week Lead Time)  
**Edging:** Add £36 for Wenge and Black per top - Add £46 for Plywood Effect per top - Edging on 25mm White MFC only



DHP2/6L

### 2 Drawer Desk High Pedestal with Straight Overhanging Top

- Standard lead times. • Left-hand and right-hand versions available. • 25mm top panel.
- Lockable, includes 2x keys. • Anti-tilt device. • Alternative handles available (page 228).

2x Filing Drawers

<b>DHP2/6... (L or R)</b> - 1000w x 600d x 740h - Standard Drawers	<b>MFC</b>	<b>Veneer</b>
	£556	£860



DHPF/L

### 3 Drawer Desk High Pedestal with Straight Overhanging Top

- Standard lead times. • Left-hand and right-hand versions available. • 25mm top panel.
- Lockable, includes 2x keys. • Anti-tilt device. • Alternative handles available (page 228).

2x Single and 1x Filing Drawer

<b>DHPF/... (L or R)</b> - 1000w x 600d x 740h - Standard Drawers	<b>MFC</b>	<b>Veneer</b>
<b>SDHPF/... (L or R)</b> - 1000w x 600d x 740h - System Drawers	£556	£860
	£627	£943



DHP4/L

### 4 Drawer Desk High Pedestal with Straight Overhanging Top

- Standard lead times. • Left-hand and right-hand versions available. • 25mm top panel.
- Lockable, includes 2x keys. • Anti-tilt device. • Alternative handles available (page 228).

4x Single Drawers

<b>DHP4/... (L or R)</b> - 1000w x 600d x 740h - Standard Drawers	<b>MFC</b>	<b>Veneer</b>
<b>SDHP4/... (L or R)</b> - 1000w x 600d x 740h - System Drawers	£556	£860
	£627	£943



DHP2/8L

### 2 Drawer Desk High Pedestal with Curved Overhanging Top

- Standard lead times. • Left-hand and right-hand versions available. • 25mm top panel.
- Lockable, includes 2x keys. • Anti-tilt device. • Alternative handles available (page 228).

2x Filing Drawers

<b>DHP2/8... (L or R)</b> - 1000w x 800-600d x 740h - Standard Drawers	<b>MFC</b>	<b>Veneer</b>
	£760	£1,177



DHPF/8L

### 3 Drawer Desk High Pedestal with Curved Overhanging Top

- Standard lead times. • Left-hand and right-hand versions available. • 25mm top panel.
- Lockable, includes 2x keys. • Anti-tilt device. • Alternative handles available (page 228).

2x Single and 1x Filing Drawer

<b>DHPF/8... (L or R)</b> - 1000w x 800-600d x 740h - Standard Drawers	<b>MFC</b>	<b>Veneer</b>
<b>SDHPF/8... (L or R)</b> - 1000w x 800-600d x 740h - System Drawers	£760	£1,177
	£835	£1,257



DHP4/8L

### 4 Drawer Desk High Pedestal with Curved Overhanging Top

- Standard lead times. • Left-hand and right-hand versions available. • 25mm top panel.
- Lockable, includes 2x keys. • Anti-tilt device. • Alternative handles available (page 228).

4x Single Drawers

<b>DHP4/8... (L or R)</b> - 1000w x 800-600d x 740h - Standard Drawers	<b>MFC</b>	<b>Veneer</b>
<b>SDHP4/8... (L or R)</b> - 1000w x 800-600d x 740h - System Drawers	£760	£1,177
	£835	£1,257

# Pedestals

## Desktop Storage

**MFC:** Available in Ash, Autumn Cherry, Beech, Chester Oak, English Walnut, Grey, Grey Nebraska Oak, Laurentii Wenge, Natural Nebraska Oak and White  
**Veneer:** Available in Oak and Walnut (3 Week Lead Time)  
**Edging:** Add £36 for Wenge and Black per top - Add £46 for Plywood Effect per top - Edging on 25mm White MFC only



DHPSU/8

### Open Fronted Pedestal-top Storage Unit

- Standard lead times.
- 25mm top panel.
- Suitable for A4 lever arch filing.

Open Fronted

**DHPSU/8** - 418w x 800d x 375h

**MFC**

**Veneer**

£248

£384



DHPSU/8STRH

### Tambour Fronted Pedestal-top Storage Unit

- Standard lead times.
- Left-hand and right-hand versions available.
- 25mm top panel.
- Suitable for A4 lever arch filing.
- 1x lockable side opening tambour door, includes 2x keys.
- Silver door only.
- Alternative handles available (page 228).

Tambour Fronted

**DHPSU/8ST... (LH or RH)** - 418w x 800d x 375h

**MFC**

**Veneer**

£426

£600



DTO16

### Desktop Organiser

- Standard lead times.
- 25mm top panel.
- Complete with shelving.

Open Fronted

**DTO18** - 1800w x 300d x 355h

**DTO16** - 1600w x 300d x 355h

**DTO14** - 1400w x 300d x 355h

**DTO12** - 1200w x 300d x 355h

**MFC**

**Veneer**

£378

£587

£366

£568

£354

£546

£341

£526

# Pedestals

## Low Underdesk Storage and Accessories

**MFC:** Available in Ash, Autumn Cherry, Beech, Chester Oak, English Walnut, Grey, Grey Nebraska Oak, Laurentii Wenge, Natural Nebraska Oak and White  
**Veneer:** Available in Oak and Walnut (3 Week Lead Time)  
**Edging:** Add £36 for Wenge and Black per top - Add £46 for Plywood Effect per top - Edging on 25mm White MFC only



MPP2DLH



MPP2DLH/SP

### 2 Drawer Single Sided Mobile Personal Storage Unit

- Standard lead times. • 18mm top panel. • Suitable for 1x row of A4 ringbinders.
- Complete with 1x adjustable shelf. • Lockable, includes 2x keys.
- Seat pad priced in Group 1. • Alternative handles available (page 228).

1x Single and 1x Filing Drawer

		MFC	Veneer
<b>MPP2D... (LH or RH)</b>	- 1000w x 600d x 570h - Standard Drawers	£840	£1,220
<b>MPP2D... (LH/SP or RH/SP)</b>	- 1000w x 600d x 632h - Standard Drawers and Seat Pad	£952	£1,332

Fabric Groups:	Add £0 for Group 1	Add £18 for Group 2	Add £34 for Group 3	Add £54 for Group 4
	Add £72 for Group 5	Add £93 for Group 6	Add £142 for Group 7	



MPP3DLH



MPP3DLH/SP

### 3 Drawer Single Sided Mobile Personal Storage Unit

- Standard lead times. • 18mm top panel. • Suitable for 1x row of A4 ringbinders.
- Complete with 1x adjustable shelf. • Lockable, includes 2x keys.
- Seat pad priced in Group 1. • Alternative handles available (page 228).

3x Single Drawers

		MFC	Veneer
<b>MPP3D... (LH or RH)</b>	- 1000w x 600d x 570h - Standard Drawers	£840	£1,220
<b>MPP3D... (LH/SP or RH/SP)</b>	- 1000w x 600d x 632h - Standard Drawers and Seat Pad	£952	£1,332

Fabric Groups:	Add £0 for Group 1	Add £18 for Group 2	Add £34 for Group 3	Add £54 for Group 4
	Add £72 for Group 5	Add £93 for Group 6	Add £142 for Group 7	



PT

### Pen and Stationery Tray

- Standard lead times. • Black plastic overlay tray. • Comprises of 6x compartments.
- For use with 418mm wide pedestals.

For Standard Pedestals

PT	- 335w x 175d x 30h	Price
		£31

For System Pedestals

SPT	- 360w x 175d x 30h	Price
		£31



SDDK

### Drawer Divider Kit

- Standard lead times. • Kit comprises of 2x cross dividers, 2x small lateral dividers, 2x medium lateral dividers and 2x large lateral dividers.

For System Pedestals

SDDK	Price
	£35

# Pedestals

## Handles

### Metalwork:

Add 0% for Silver, Black Graphite and White

Add 12% for Praline, Olive Green, Atlantic Blue, Sapphire Blue, Mustard Yellow, Terracotta and Conker Brown (2 Week Lead Time)



STD

#### Standard Metal Handle

- Standard lead times.
- 160mm centres.
- Supplied as standard on all items requiring handles.

#### Metalwork

<b>STD</b>	- Silver RAL 9006	- 168w x 10d x 25h	_____	£5
<b>STD/BG</b>	- Black Graphite	- 168w x 10d x 25h	_____	£5
<b>STD/W</b>	- White	- 168w x 10d x 25h	_____	£5



FLU

#### Metal Flush Handle

- 160mm centres.

#### Metalwork

<b>FLU</b>	- Silver RAL 9006	- 200w x 13d x 19h	_____	£5
<b>FLU/BG</b>	- Black Graphite	- 200w x 13d x 19h	_____	£5
<b>FLU/W</b>	- White	- 200w x 13d x 19h	_____	£5



BRG

#### Metal Bridge Handle

- 128mm centres.
- Not retrofittable.

#### Metalwork

<b>BRG</b>	- Silver RAL 9006	- 140w x 10d x 25h	_____	£5
<b>BRG/BG</b>	- Black Graphite	- 140w x 10d x 25h	_____	£5
<b>BRG/W</b>	- White	- 140w x 10d x 25h	_____	£5



CAM

#### Metal Camber Handle

- 128mm centres.
- Not retrofittable.

#### Metalwork

<b>CAM</b>	- Silver RAL 9006	- 155w x 5d x 25h	_____	£5
<b>CAM/BG</b>	- Black Graphite	- 155w x 5d x 25h	_____	£5
<b>CAM/W</b>	- White	- 155w x 5d x 25h	_____	£5



BAR

#### Metal T-Bar Handle

- 128mm centres.
- Not retrofittable.

#### Metalwork

<b>BAR</b>	- Silver RAL 9006	- 168w x 10d x 34h	_____	£5
<b>BAR/BG</b>	- Black Graphite	- 168w x 10d x 34h	_____	£5
<b>BAR/W</b>	- White	- 168w x 10d x 34h	_____	£5



SLB

#### Metal Slab Handle

- 128mm centres.
- Not retrofittable.

#### Metalwork

<b>SLB</b>	- Silver RAL 9006	- 188w x 10d x 30h	_____	£5
<b>SLB/BG</b>	- Black Graphite	- 188w x 10d x 30h	_____	£5
<b>SLB/W</b>	- White	- 188w x 10d x 30h	_____	£5



BOW

#### Metal Bow Handle

- 128mm centres.
- Not retrofittable.

#### Metalwork

<b>BOW</b>	- Silver RAL 9006	- 160w x 8d x 26h	_____	£5
<b>BOW/BG</b>	- Black Graphite	- 160w x 8d x 26h	_____	£5
<b>BOW/W</b>	- White	- 160w x 8d x 26h	_____	£5

# Pedestals

## Under Desk and Desk High Storage

**MFC:** Available in Ash, Autumn Cherry, Beech, Chester Oak, English Walnut, Grey, Grey Nebraska Oak, Laurentii Wenge, Natural Nebraska Oak and White  
**Veneer:** Available in Oak and Walnut (3 Week Lead Time)  
**Edging:** Add £36 for Wenge and Black per top - Add £46 for Plywood Effect per top - Edging on 25mm White MFC only



SLSU

### Single Sided Mobile Storage Unit

- Standard lead times. • 25mm top panel. • Suitable for 1x row of A4 ringbinders.
- Complete with 1x adjustable shelf. • Optional seat pad is 62mm from top of the unit.
- Optional seat pad is supplied with self adhesive pads. • Seat pad priced in Group 1.

Open Fronted

<b>SLSU</b> - 1000w x 400d x 630h	_____	<b>MFC</b>	<b>Veneer</b>
<b>SLSU/SP</b> - 1000w x 400d x 692h - Seat Pad	_____	£589	£920
		£701	£1,032



SLSU/SP

<b>Fabric Groups:</b>	Add £0 for Group 1	- Add £18 for Group 2	- Add £34 for Group 3	- Add £54 for Group 4
	Add £72 for Group 5	- Add £93 for Group 6	- Add £142 for Group 7	



DLSU

### Double Sided Mobile Storage Unit

- Standard lead times. • 25mm top panel. • Suitable for 1x row of A4 ringbinders (1x each side).
- Complete with 2x adjustable shelves (1x each side). • Optional seat pad is 62mm from top of the unit.
- Optional seat pad is supplied with self adhesive pads. • Seat pad priced in Group 1.

Open Fronted

<b>DLSU</b> - 1000w x 600d x 630h	_____	<b>MFC</b>	<b>Veneer</b>
<b>DLSU/SP</b> - 1000w x 600d x 692h - Seat Pad	_____	£688	£1,067
		£800	£1,179



DLSU/SP

<b>Fabric Groups:</b>	Add £0 for Group 1	- Add £18 for Group 2	- Add £34 for Group 3	- Add £54 for Group 4
	Add £72 for Group 5	- Add £93 for Group 6	- Add £142 for Group 7	



SHSU

### Single Sided Desk High Mobile Storage Unit

- Standard lead times. • 25mm top panel. • Suitable for 1x row of A4 ringbinders.
- Complete with 1x adjustable shelf.

Open Fronted

<b>SHSU</b> - 1000w x 400d x 740h	_____	<b>MFC</b>	<b>Veneer</b>
<b>SHSU/8</b> - 800w x 400d x 740h	_____	£623	£966
		£503	£843



DHSU

### Double Sided Desk High Mobile Storage Unit

- Standard lead times. • 25mm top panel. • Suitable for 1x row of A4 ringbinders (1x each side).
- Complete with 2x adjustable shelves (1x each side).

Open Fronted

<b>DHSU</b> - 1000w x 600d x 740h	_____	<b>MFC</b>	<b>Veneer</b>
<b>DHSU/8</b> - 800w x 600d x 740h	_____	£721	£1,117
		£600	£991

## Storage

Various Storage, Planter Boxes, Cubeform Range, Modular Lockers and Recycling Units



Elite's extensive storage options are specifically designed to complement the various desking ranges within our portfolio. Storage units are very easily configured and designed to function with different styles of accessory options. System internals are available to personalise storage and meet filing demand and expectation. A range of lockers with mobile hand-held storage devices promote flexible working and are ideal for non-fixed workplace environments. Our storage portfolio also incorporates a unit capable of controlling recycling efforts, with 2 or 3 segments to separate different recycling materials. Cubeform is our latest introduction which hosts a family of storage and informal tables solutions. Easily configured with multiple internals, the storage system can flawlessly interject any space creating designated areas or act alone to fulfil any storage needs.



# Storage

## Flare Boardroom Storage Unit

<b>MFC:</b>	Available in Ash, Autumn Cherry, Beech, Chester Oak, English Walnut, Grey, Grey Nebraska Oak, Laurentii Wenge, Natural Nebraska Oak and White
<b>Nanotech:</b>	Available in Black (2 Week Lead Time)
<b>Veneer:</b>	Available in Oak and Walnut (3 Week Lead Time)
<b>Coloured:</b>	Specific items available in Praline, Olive Green, Atlantic Blue, Sapphire Blue, Mustard Yellow, Terracotta and Conker Brown (2 Week Lead Time)
<b>Edging:</b>	Add £36 for Wenge and Black per top - Add £46 for Plywood Effect per top - Edging on 25mm White MFC and Black Nanotech only



FLA7/5/D4



FLA7/5/D3



FLA7/5/D2

### Flare Boardroom Storage Unit

- Standard lead time. • 25mm top panel. • 2 / 3 / 4x soft close hinged door mechanisms. • Lockable, includes 2x keys.
- All units supplied with 1 piece top and bottom. • Contrasting doors available on MFC and Black Nanotech only.
- Alternative handles available (page 228). • Additional shelves available (page 232).

#### 4 Doors with 2x Adjustable Shelves

<b>FLA9/6/D4...</b>	- 2000w x 600d x 900h	£1,579	£2,363	£2,290
<b>FLA9/5/D4...</b>	- 2000w x 500d x 900h	£1,486	£2,181	£2,155

<b>FLA7/6/D4...</b>	- 2000w x 600d x 740h	£1,419	£2,116	£2,070
<b>FLA7/5/D4...</b>	- 2000w x 500d x 740h	£1,336	£1,947	£1,936

#### 3 Doors with 2x Adjustable Shelves

<b>FLA9/6/D3...</b>	- 1500w x 600d x 900h	£1,255	£1,847	£1,820
<b>FLA9/5/D3...</b>	- 1500w x 500d x 900h	£1,179	£1,711	£1,710

<b>FLA7/6/D3...</b>	- 1500w x 600d x 740h	£1,135	£1,656	£1,635
<b>FLA7/5/D3...</b>	- 1500w x 500d x 740h	£1,069	£1,534	£1,531

#### 2 Doors with 1x Adjustable Shelf

<b>FLA9/6/D2...</b>	- 1000w x 600d x 900h	£908	£1,346	£1,271
<b>FLA9/5/D2...</b>	- 1000w x 500d x 900h	£855	£1,248	£1,197

<b>FLA7/6/D2...</b>	- 1000w x 600d x 740h	£818	£1,202	£1,149
<b>FLA7/5/D2...</b>	- 1000w x 500d x 740h	£775	£1,118	£1,082

<b>Finishes:</b>	Add £0 for Silver (.../SF), Black Graphite (.../BGF) and White (.../WF) Legs Add £22 for Raw Metalwork (.../RF) Legs Add £52 for Black (.../BF), Praline (.../PLF), Olive Green (.../OVF), Atlantic Blue (.../ABF), Sapphire Blue (.../SBF), Mustard Yellow (.../MYF), Terracotta (.../TCF) and Conker Brown (.../CBF) Legs Add £74 for Chrome Effect (.../CF) Legs
<b>Finishes:</b>	Add £0 (on MFC) and £0 (on Nanotech) per door for Standard MFC Contrasting Door Finish (.../CON) Add £26 (on MFC) and £0 (on Nanotech) per door for Coloured MFC Contrasting Door Finish (.../CON) Add £30 (on MFC) and £0 (on Nanotech) per door for Nanotech Contrasting Door Finish (.../CON) <i>Further information required, contact Customer Services for a specification form</i>
<b>Handles:</b>	Add £0 per door for Standard Handles Add £10 per door for Push release Open/Close Mechanism (.../PH)
<b>Additional:</b>	Add £97 per Fridge Cut-Out on 600d Double Door Sections only (.../FDG) (page 232)



Showing Push release Open/Close Mechanism



# Storage

## Combined Boardroom Storage Unit and Accessories

<b>MFC:</b>	Available in Ash, Autumn Cherry, Beech, Chester Oak, English Walnut, Grey, Grey Nebraska Oak, Laurentii Wenge, Natural Nebraska Oak and White
<b>Nanotech:</b>	Available in Black (2 Week Lead Time)
<b>Veneer:</b>	Available in Oak and Walnut (3 Week Lead Time)
<b>Coloured:</b>	Specific items available in Praline, Olive Green, Atlantic Blue, Sapphire Blue, Mustard Yellow, Terracotta and Conker Brown (2 Week Lead Time)
<b>Edging:</b>	Add £36 for Wenge and Black per top - Add £46 for Plywood Effect per top - Edging on 25mm White MFC and Black Nanotech only



CSU7/5/D4



CSU7/5/D3



CSU7/5/D2

### Combined Storage Unit

- Standard lead time. • 25mm top panel. • 2 / 3 / 4x soft close hinged door mechanisms. • Lockable, includes 2x keys.
- 1000w and 1500w units supplied with 1 piece top and bottom. • 2000w units supplied with 1 piece top and 2 piece bottom.
- Contrasting doors available on MFC and Black Nanotech only.
- Alternative handles available (page 228). • Additional shelves available (see below).

	MFC	Nanotech	Veneer
<b>4 Doors with 2x Adjustable Shelves</b>			
<b>CSU9/6/D4</b> - 2000w x 600d x 900h	£1,396	£2,178	£2,105
<b>CSU9/5/D4</b> - 2000w x 500d x 900h	£1,302	£1,996	£1,971
<b>CSU7/6/D4</b> - 2000w x 600d x 740h	£1,236	£1,931	£1,885
<b>CSU7/5/D4</b> - 2000w x 500d x 740h	£1,152	£1,762	£1,752
<b>3 Doors with 2x Adjustable Shelves</b>			
<b>CSU9/6/D3</b> - 1500w x 600d x 900h	£1,070	£1,663	£1,635
<b>CSU9/5/D3</b> - 1500w x 500d x 900h	£996	£1,526	£1,525
<b>CSU7/6/D3</b> - 1500w x 600d x 740h	£950	£1,472	£1,450
<b>CSU7/5/D3</b> - 1500w x 500d x 740h	£886	£1,349	£1,346
<b>2 Doors with 1x Adjustable Shelf</b>			
<b>CSU9/6/D2</b> - 1000w x 600d x 900h	£723	£1,162	£1,088
<b>CSU9/5/D2</b> - 1000w x 500d x 900h	£670	£1,062	£1,011
<b>CSU7/6/D2</b> - 1000w x 600d x 740h	£633	£1,018	£966
<b>CSU7/5/D2</b> - 1000w x 500d x 740h	£590	£932	£896

<b>Finishes:</b>	Add £0 (on MFC) and £0 (on Nanotech) per door for Standard MFC Contrasting Door Finish (.../CON) Add £26 (on MFC) and £0 (on Nanotech) per door for Coloured MFC Contrasting Door Finish (.../CON) Add £30 (on MFC) and £0 (on Nanotech) per door for Nanotech Contrasting Door Finish (.../CON) <i>Further information required, contact Customer Services for a specification form</i>
<b>Handles:</b>	Add £0 per door for Standard Handles Add £10 per door for Push release Open/Close Mechanism (.../PH)
<b>Additional:</b>	Add £97 per Fridge Cut-Out on 600d Double Door Sections only (.../FDG) (see below)




FLA7/6/D2/FDG1

### Flare Boardroom and Combined Storage Unit Cut-Out for Fridge

- Standard lead time. • Applies a cut-out to the chosen back section of the 600d Double Door Section of the unit only.
- Extra panels are added to divide the remaining internal space.
- To apply a fridge cut-out to the 600d Flare Boardroom and Combined Storage Units, suffix .../FDG to your chosen unit and refer to the '123' guide below. • Section numbers always start from left-hand section.

	Price
<b>.../FDG1</b> - Cut-Out in Section 1 on 2, 3 and 4 Door Units	£97
<b>.../FDG2</b> - Cut-Out in Section 2 on 2, 3 and 4 Door Units	£97
<b>.../FDG3</b> - Cut-Out in Section 3 on 4 Door Units	£97
<b>.../FDG4</b> - Cut-Out in Section 4 on 4 Door Units	£97



- A Section 1**
- B Section 2**
- C Section 3**
- D Section 4**



CSU/5/S/D2

### Flare Boardroom and Combined Storage Unit Adjustable Shelves

- Standard lead time.

	MFC	Nanotech	Veneer
<b>CSU/5/S/D1</b> - For Single Section 3 Door 500d Units - 472w x 408d x 18h	£24	£38	£36
<b>CSU/5/S/D2</b> - For 2 / 4 Door 500d Units - 963w x 408d x 18h	£44	£72	£72
<b>CSU/5/S/D3</b> - For Double Section 3 Door 500d Units - 972w x 408d x 18h	£44	£72	£72
<b>CSU/6/S/D1</b> - For Single Section 3 Door 600d Units - 472w x 508d x 18h	£26	£40	£38
<b>CSU/6/S/D2</b> - For 2 / 4 Door 600d Units - 963w x 508d x 18h	£52	£79	£76
<b>CSU/6/S/D3</b> - For Double Section 3 Door 600d Units - 972w x 508d x 18h	£52	£79	£76

# Storage

## Desk High Storage

**MFC:** Available in Ash, Autumn Cherry, Beech, Chester Oak, English Walnut, Grey, Grey Nebraska Oak, Laurentii Wenge, Natural Nebraska Oak and White  
**Veneer:** Available in Oak and Walnut (3 Week Lead Time)  
**Edging:** Add £36 for Wenge and Black per top - Add £46 for Plywood Effect per top - Edging on 25mm White MFC only



NSU12/5

### Desk High Storage Unit

- Standard lead time. • 25mm top panel. • 2x sliding doors.
- 1600mm wide units with centre partition. • Lockable, includes 2x keys.
- Alternative handles available (page 228).

				MFC	Veneer
<b>NSU16/6</b>	- 2x Adjustable Shelves	- 1600w x 600d x 740h	_____	£920	£1,427
<b>NSU12/6</b>	- 1x Adjustable Shelf	- 1200w x 600d x 740h	_____	£756	£1,171
<b>NSU8/6</b>	- 1x Adjustable Shelf	- 800w x 600d x 740h	_____	£596	£923
<b>NSU16/5</b>	- 2x Adjustable Shelves	- 1600w x 500d x 740h	_____	£838	£1,304
<b>NSU12/5</b>	- 1x Adjustable Shelf	- 1200w x 500d x 740h	_____	£688	£1,066
<b>NSU8/5</b>	- 1x Adjustable Shelf	- 800w x 500d x 740h	_____	£537	£834
<b>NSU16/4</b>	- 2x Adjustable Shelves	- 1600w x 400d x 740h	_____	£760	£1,220
<b>NSU12/4</b>	- 1x Adjustable Shelf	- 1200w x 400d x 740h	_____	£624	£1,006
<b>NSU8/4</b>	- 1x Adjustable Shelf	- 800w x 400d x 740h	_____	£484	£801



NSUZ16/6

### Desk High Credenza Storage Unit

- Standard lead time. • 25mm top panel. • 2x sliding doors. • Lockable, includes 2x keys.
- Ventilated on the left-hand side to accept NDS600 mini bar fridge (see below).
- Alternative handles available (page 228).

				MFC	Veneer
<b>NSUZ16/6</b>	- 1x Adjustable Shelf	- 1600w x 600d x 740h	_____	£920	£1,427
<b>NSUZ12/6</b>	- 1x Adjustable Shelf	- 1200w x 600d x 740h	_____	£756	£1,171



NDS600

### Mini Bar Fridge

- Standard lead time. • 1.6 cu.ft / 46 litre capacity. • Energy rating of "A+". • Sleek gloss white frame.
- Includes 1x shelf and a bottle rack. • Noise level of 41 db (A).
- 1 year manufacturers warranty (must register with manufacturer upon purchase).

				Price
<b>NDS600</b>	- 472w x 450d x 492h	_____		£296



NSF2/6

### Side Filing Unit

- Standard lead time. • 25mm top panel. • 2x filing drawers with built in anti-tilt mechanism.
- Foolscape filing. • Lockable, includes 2x keys. • Alternative handles available (page 228).

				MFC	Veneer
<b>NSF2/6</b>	- 800w x 600d x 740h	_____		£864	£1,337
<b>NSF2/5</b>	- 800w x 500d x 740h	_____		£820	£1,270



NSF2/6LH

### Side Filing Unit with Overhanging Top

- Standard lead time. • 25mm top panel. • 220mm overhang. • 2x filing drawers with built in anti-tilt mechanism.
- Foolscape filing. • Lockable, includes 2x keys. • Alternative handles available (page 228).
- Optional CPU Holder available (page 316).

				MFC	Veneer
<b>NSF2/6... (LH or RH)</b>	- 1020w x 600d x 740h	_____		£866	£1,363

# Storage

## Desk High and Desktop Storage and Plan Chests

**MFC:** Available in Ash, Autumn Cherry, Beech, Chester Oak, English Walnut, Grey, Grey Nebraska Oak, Laurentii Wenge, Natural Nebraska Oak and White  
**Veneer:** Available in Oak and Walnut (3 Week Lead Time)  
**Edging:** Add £36 for Wenge and Black per top - Add £46 for Plywood Effect per top - Edging on 25mm White MFC only



NOSU12/5

### Open Fronted Desk High Storage Unit

- Standard lead time. • 25mm top panel.

		MFC	Veneer
<b>NOSU12/6</b>	- 1x Adjustable Shelf - 1200w x 600d x 740h	£630	£982
<b>NOSU12/5</b>	- 1x Adjustable Shelf - 1200w x 500d x 740h	£574	£890
<b>NOSU12/4</b>	- 1x Adjustable Shelf - 1200w x 400d x 740h	£512	£794



NSSC10

### Storage Unit

- Standard lead time. • 25mm top panel. • 2x hinged doors. • Lockable, includes 2x keys.
- Alternative handles available (page 228).

		MFC	Veneer
<b>NSSC10</b>	- 1x Adjustable Shelf - 1060w x 500d x 740h	£693	£1,067



TCGH

### Glass Fronted Desktop Storage Unit with Hinged Doors

- Standard lead time. • 25mm top panel. • 2x 4mm toughened glass hinged doors.
- Lockable, includes 2x keys. • Alternative handles available (page 228).
- Suitable for NSSC10 (see above).

		MFC	Veneer
<b>TCGH</b>	- 1x Adjustable Shelf - 1060w x 330d x 875h	£715	£1,103



TC12

### Open Fronted Desktop Storage Unit

- Standard lead time. • 25mm top panel.

		MFC	Veneer
<b>TC12</b>	- 1x Adjustable Shelf - 1200w x 356d x 725h	£381	£597
<b>TC8</b>	- 1x Adjustable Shelf - 800w x 356d x 725h	£298	£457



PC8A0

### A0 Plan Chest

- Standard lead time. • 18mm top panel. • Available with 8x, 6x, 3x or 1x drawers.
- Will accommodate paper size A0 (1189mm x 841mm). • Alternative handles available (page 228).

		MFC	
<b>PC8A0</b>	- 8x Drawers - 1340w x 960d x 830h		£1,252
<b>PC6A0</b>	- 6x Drawers - 1340w x 960d x 830h		£960
<b>PC3A0</b>	- 3x Drawers - 1340w x 960d x 830h		£630
<b>PC1A0</b>	- 1x Drawer - 1340w x 960d x 830h		£555



PC8A1

### A1 Plan Chest

- Standard lead time. • 18mm top panel. • Available with 8x, 6x, 3x or 1x drawers.
- Will accommodate paper size A1 (841mm x 594mm). • Alternative handles available (page 228).

		MFC	
<b>PC8A1</b>	- 8x Drawers - 992w x 707d x 830h		£951
<b>PC6A1</b>	- 6x Drawers - 992w x 707d x 830h		£726
<b>PC3A1</b>	- 3x Drawers - 992w x 707d x 830h		£546
<b>PC1A1</b>	- 1x Drawer - 992w x 707d x 830h		£496

# Storage

## Planter Storage Unit and Storage Planter Boxes

**MFC:** Available in Ash, Autumn Cherry, Beech, Chester Oak, English Walnut, Grey, Grey Nebraska Oak, Laurentii Wenge, Natural Nebraska Oak and White  
**Coloured MFC:** Available in Praline, Olive Green, Atlantic Blue, Sapphire Blue, Mustard Yellow, Terracotta and Conker Brown (2 Week Lead Time)  
**Nanotech:** Available in Black (3 Week Lead Time)  
**Edging:** Add £36 for Wenge and Black per top - Add £46 for Plywood Effect per top - Edging on 25mm White MFC and Black Nanotech only



NSU8/4/P

### Planter Storage Unit

- Standard lead time. • This unit is supplied without plants, plant tray or liner.
- 2x sliding doors. • Open display shelf. • Recessed planter bed within top section of the storage unit.
- Lockable, includes 2x keys. • Alternative handles available (page 228).
- 764w x 356d x 174h internal dimensions.
- The units require a waterproof membrane liner to protect against moisture and water ingress.
- Artificial, decorative plants available, contact sales for details.

**MFC**

**NSU8/4/P** - 1x Adjustable Shelf - 800w x 400d x 1266h

£888



SPB15/5

### Storage Planter Boxes

- Standard lead time. • This unit is supplied without plants, plant tray or liner.
- Retro-fittable planter bed. • Internal dimensions are w-36 x d-36 x h-18. • Planters are 170h.
- The units require a waterproof membrane liner to protect against moisture and water ingress.
- Artificial, decorative plants available, contact sales for details.

**MFC**

**Coloured**

**MFC**

**Nanotech**

**SPB20/6** - For use with 2000w and 600d Flare and Combined Units

£499

£699

£699

**SPB15/6** - For use with 1500w and 600d Flare and Combined Units

£419

£574

£574

**SPB10/6** - For use with 1000w and 600d Flare and Combined Units

£339

£448

£448

**SPB20/5** - For use with 2000w and 500d Flare and Combined Units

£469

£646

£646

**SPB15/5** - For use with 1500w and 500d Flare and Combined Units

£394

£530

£530

**SPB10/5** - For use with 1000w and 500d Flare and Combined Units

£315

£411

£411

**SPB16/6** - For use with NSU16/6

£435

£599

£599

**SPB12/6** - For use with NSU12/6

£371

£498

£498

**SPB8/6** - For use with NSU8/6

£306

£397

£397

**SPB16/5** - For use with NSU16/5 and NML/TB4

£409

£554

£554

**SPB12/5** - For use with NSU12/5 and NML/TB3

£345

£457

£457

**SPB8/5** - For use with NSU8/5 and NML/TB2

£282

£361

£361

**SPB4/5** - For use with NML/TB1

£218

£265

£265

**SPB16/4** - For use with NSU16/4

£382

£507

£507

**SPB12/4** - For use with NSU12/4

£319

£416

£416

**SPB8/4** - For use with NSU8/4 and SC7

£256

£324

£324

**SPB105/5** - For use with NSSC Tambours

£319

£419

£419

**SPB99/5** - For use with NSSC Cupboards

£319

£414

£414



SPB12/6



SPB12/5



SPB105/5



SPB99/5



# Storage

## Desk High Storage

**MFC:** Available in Ash, Autumn Cherry, Beech, Chester Oak, English Walnut, Grey, Grey Nebraska Oak, Laurentii Wenge, Natural Nebraska Oak and White  
**Veneer:** Available in Oak and Walnut (3 Week Lead Time)  
**Edging:** Add £36 for Wenge and Black per top - Add £46 for Plywood Effect per top - Edging on 25mm White MFC only



OSUD16/6

### Desk High Combi Storage Unit

- Standard lead time.
- 25mm top panel.
- Combination unit comprising of 2x 4 drawer units and open fronted storage.
- Lockable, includes 2x keys.
- Alternative handles available (page 228).

2x 4x Single Drawers and 1x Adjustable Shelf

<b>OSUD16/6</b> - 1600w x 600d x 740h	<b>MFC</b>	<b>Veneer</b>
	£1,345	£2,087



SU8X8

### 90 Degree Desk High Storage Unit

- Standard lead time.
- 25mm top panel.
- Open fronted.
- Accepts 2x rows of A4 ring binders.

<b>SU8X8</b> - 1x Shelf - 800w x 800d x 740h	<b>MFC</b>	<b>Veneer</b>
<b>SU6X6</b> - 1x Shelf - 600w x 600d x 740h	£497	£761
	£447	£694



SU8X8ST

### 90 Degree Desk High Tambour Storage Unit

- Standard lead time.
- 25mm top panel.
- 2x side opening tambour doors.
- Accepts 2x rows of A4 ring binders.
- Alternative handles available (page 228).

Silver Blinds	<b>MFC</b>	<b>Veneer</b>
<b>SU8X8ST</b> - 1x Shelf - 800w x 800d x 740h	£624	£966
White Blinds		
<b>SU8X8ST/W</b> - 1x Shelf - 800w x 800d x 740h	£624	£966



SU8X8ST/W



# Storage

## Filing Cabinets

**MFC:** Available in Ash, Autumn Cherry, Beech, Chester Oak, English Walnut, Grey, Grey Nebraska Oak, Laurentii Wenge, Natural Nebraska Oak and White  
**Veneer:** Available in Oak and Walnut (*3 Week Lead Time*)  
**Edging:** Add £36 for Wenge and Black per top - Add £46 for Plywood Effect per top - *Edging on 25mm White MFC only*



FC2

### 2 Drawer Filing Cabinet

- Standard lead time. • 25mm top panel. • Central locking with anti-tilt mechanism.
- Foolscape filing. • Alternative handles available (page 228).

2x Filing Drawers

**FC2** - 466w x 600d x 740h

**MFC**

£443

**Veneer**

£731



FC3

### 3 Drawer Filing Cabinet

- Standard lead time. • 25mm top panel. • Central locking with anti-tilt mechanism.
- Foolscape filing. • Alternative handles available (page 228).

3x Filing Drawers

**FC3** - 466w x 600d x 1069h

**MFC**

£556

**Veneer**

£915



FC4

### 4 Drawer Filing Cabinet

- Standard lead time. • 25mm top panel. • Central locking with anti-tilt mechanism.
- Foolscape filing. • Alternative handles available (page 228).

4x Filing Drawers

**FC4** - 466w x 600d x 1398h

**MFC**

£660

**Veneer**

£1,092



# Storage

## New Style Bookcases and Storage Units

**MFC:** Available in Ash, Autumn Cherry, Beech, Chester Oak, English Walnut, Grey, Grey Nebraska Oak, Laurentii Wenge, Natural Nebraska Oak and White  
**Veneer:** Available in Oak and Walnut (3 Week Lead Time)  
**Edging:** Add £36 for Wenge and Black per top - Add £46 for Plywood Effect per top - Edging on 25mm White MFC only



NBS18

### New Style Bookcase

- Standard lead time.
- 25mm top panel.
- Delivered unassembled.
- Additional shelves available (see below).

		MFC	Veneer
<b>NBS20</b>	- 5x Adjustable Shelves - 800w x 320d x 2000h	£503	£780
<b>NBS18</b>	- 4x Adjustable Shelves - 800w x 320d x 1800h	£410	£640
<b>NBS16</b>	- 4x Adjustable Shelves - 800w x 320d x 1600h	£392	£609
<b>NBS12</b>	- 3x Adjustable Shelves - 800w x 320d x 1200h	£366	£568
<b>NBS10</b>	- 2x Adjustable Shelves - 800w x 320d x 1000h	£301	£478
<b>NBS7</b>	- 1x Adjustable Shelf - 800w x 320d x 740h	£269	£423

### Additional Adjustable Shelves

<b>NBS</b>	- For Bookcases and NSC7-NSC20 Units - 763w x 294d x 18h	£41	£65
------------	--	-----	-----



NSC18

### New Style Storage Unit

- Standard lead time.
- 25mm top panel.
- 400mm deep.
- 2x hinged doors.
- Lockable, includes 2x keys.
- Alternative handles available (page 228).
- Additional shelves available (see below).

		MFC	Veneer
<b>NSC20</b>	- 4x Adjustable Shelves - 800w x 400d x 2000h	£821	£1,276
<b>NSC18</b>	- 3x Adjustable Shelves - 800w x 400d x 1800h	£740	£1,149
<b>NSC16</b>	- 3x Adjustable Shelves - 800w x 400d x 1600h	£660	£1,021
<b>NSC12</b>	- 2x Adjustable Shelves - 800w x 400d x 1200h	£577	£894
<b>NSC7</b>	- 1x Adjustable Shelf - 800w x 400d x 740h	£484	£749

### Additional Adjustable Shelves

<b>NBS</b>	- For Bookcases and NSC7-NSC20 Units - 763w x 294d x 18h	£41	£65
------------	--	-----	-----



# Storage

## Storage Units and Accessories

**MFC:** Available in Ash, Autumn Cherry, Beech, Chester Oak, English Walnut, Grey, Grey Nebraska Oak, Laurentii Wenge, Natural Nebraska Oak and White  
**Veneer:** Available in Oak and Walnut (3 Week Lead Time)  
**Edging:** Add £36 for Wenge and Black per top - Add £46 for Plywood Effect per top - Edging on 25mm White MFC only



NSSC18

### System Storage Unit

- Standard lead time. • 25mm top panel. • 500mm and 600mm deep. • 2x hinged doors.
- Lockable, includes 2x keys. • Carcase only. • Alternative handles available (page 228).
- Additional shelves available (see below). • Skins and fitted wardrobe kit available (see below).

	<b>MFC</b>	<b>Veneer</b>
<b>NSSC20</b> - 990w x 500d x 2000h _____	£917	£1,416
<b>NSSC18</b> - 990w x 500d x 1800h _____	£827	£1,281
<b>NSSC16</b> - 990w x 500d x 1600h _____	£742	£1,157
<b>NSSC12</b> - 990w x 500d x 1200h _____	£662	£1,026
<b>NSSC7</b> - 990w x 500d x 740h _____	£581	£898
<b>NSSC7/6</b> - 990w x 600d x 740h _____	£625	£968
<b>Additional Adjustable Shelves</b>		
<b>NSSC</b> - For 500d NSSC Units - 950w x 408d x 18h _____	£44	£72
<b>NSSC7/6S</b> - For 600d NSSC7/6 Units - 950w x 500d x 18h _____	£52	£76



SSU/CR99/5

### System Storage Unit Clothes Rail

- Standard lead time. • Complete with hanging rail and single shelf.
- Compatible with system storage units (see above).

	<b>MFC</b>	<b>Veneer</b>
<b>SSU/CR99/5</b> - 1x Clothes Rail and 1x Shelf - For NSSC20 and NSSC18 Units _____	£108	£135



NFWK18

### System Storage Unit Fitted Wardrobe Kit

- Standard lead time. • Complete with hanging rail.
- Compatible with system storage units (see above).

	<b>MFC</b>	<b>Veneer</b>
<b>NFWK20</b> - 4x Adjustable Shelves - For NSSC20 Units _____	£259	£396
<b>NFWK18</b> - 4x Adjustable Shelves - For NSSC18 Units _____	£212	£329



BTS18

### System Storage Unit Skins

- Standard lead time. • Adapts system storage units (see above) to accept Elite internals (page 242).

	<b>Price</b>
<b>BTS20</b> - For NSSC20 Units _____	£230
<b>BTS18</b> - For NSSC18 Units _____	£221
<b>BTS16</b> - For NSSC16 Units _____	£186
<b>BTS12</b> - For NSSC12 Units _____	£163
<b>BTS7</b> - For 740h NSSC Units _____	£140



# Storage

## Storage Units

**MFC:** Available in Ash, Autumn Cherry, Beech, Chester Oak, English Walnut, Grey, Grey Nebraska Oak, Laurentii Wenge, Natural Nebraska Oak and White  
**Veneer:** Available in Oak and Walnut (3 Week Lead Time)  
**Edging:** Add £36 for Wenge and Black per top - Add £46 for Plywood Effect per top - Edging on 25mm White MFC only



NSSC18ST



NSSC18ST/W

### System Tambour Storage Unit

- Standard lead time. • 25mm top panel. • 500mm deep.
- 2x side opening silver or white blinds on tambour doors. • Lockable, includes 2x keys.
- Complete with system storage unit skins. • Alternative handles available (page 228).
- Additional shelves available (page 242).

#### Silver Blinds

		MFC	Veneer
<b>NSSC20ST</b>	- 1050w x 500d x 2000h	£1,415	£1,805
<b>NSSC18ST</b>	- 1050w x 500d x 1800h	£1,291	£1,669
<b>NSSC16ST</b>	- 1050w x 500d x 1600h	£1,171	£1,518
<b>NSSC12ST</b>	- 1050w x 500d x 1200h	£1,088	£1,412
<b>NSSC7ST</b>	- 1050w x 500d x 740h	£925	£1,225

#### White Blinds

<b>NSSC20ST/W</b>	- 1050w x 500d x 2000h	£1,415	£1,805
<b>NSSC18ST/W</b>	- 1050w x 500d x 1800h	£1,291	£1,669
<b>NSSC16ST/W</b>	- 1050w x 500d x 1600h	£1,171	£1,518
<b>NSSC12ST/W</b>	- 1050w x 500d x 1200h	£1,088	£1,412
<b>NSSC7ST/W</b>	- 1050w x 500d x 740h	£925	£1,225



### System Tambour Storage Unit

- Standard lead time. • 25mm top panel. • 600mm deep.
- 2x side opening silver or white blinds on tambour doors. • Lockable, includes 2x keys.
- Complete with system storage unit skins. • Alternative handles available (page 228).
- Additional shelves available (page 242).

#### Silver Blinds

<b>NSSC7/6ST</b>	- 1050w x 600d x 740h	£989	£1,314
------------------	-----------------------	------	--------

#### White Blinds

<b>NSSC7/6ST/W</b>	- 1050w x 600d x 740h	£989	£1,314
--------------------	-----------------------	------	--------



NSSC7/6ST



NSSC7/6ST/W

# Storage

## Steel Storage

6 Weeks Lead Time

**MFC:** Available in Ash, Autumn Cherry, Beech, Chester Oak, English Walnut, Grey, Grey Nebraska Oak, Laurentii Wenge, Natural Nebraska Oak and White  
**Veneer:** Available in Oak and Walnut (*3 Week Lead Time*)  
**Edging:** Add £36 for Wenge and Black per top - Add £46 for Plywood Effect per top - Edging on 25mm White MFC only  
**Metalwork:** Add 0% for Silver (no suffix), Black AV1 (.../B) and White BC3 (.../W)



SYT10/54

### Elite Steel Systemfile Tambour Storage Unit

- 6 week lead time.
- Locking doors.
- Additional MFC top available (see below).
- 10 year guarantee.

#### 2x Tambour Doors

		<b>Metalwork</b>
<b>SYT10/6</b>	- 1000w x 470d x 1947h	£1,436
<b>SYT10/54</b>	- 1000w x 470d x 1795h	£1,320
<b>SYT10/50</b>	- 1000w x 470d x 1643h	£1,311
<b>SYT10/34</b>	- 1000w x 470d x 1149h	£1,090
<b>SYT10/3</b>	- 1000w x 470d x 997h	£1,009
<b>SYT10/2</b>	- 1000w x 470d x 693h	£898

**Finishes:** Add £0 for Silver (no suffix), Black AV1 (.../B) and White BC3 (.../W)



ESSMFACT10

### Elite Systemfile MFC Top

- Standard lead time.
- 25mm top panel.
- MFC top for all Elite systemfile items.
- Supplied loose with adhesive pads.
- Increases storage height by 25mm.

		<b>MFC</b>	<b>Veneer</b>
<b>ESSMFACT10</b>	- 1000w x 470d x 25h	£117	£185
<b>ESSMFACT8</b>	- 800w x 470d x 25h	£101	£169

# Storage

## Accessories



BIT10BSPS

### Standard Shelf

- Standard lead time.
- Single shelf.
- Requires system storage unit skins.

**Price**

BIT10BSPS \_\_\_\_\_

£41



BIT10RSPS

### Pull Out Reference Shelf

- Standard lead time.
- Single shelf.
- Requires system storage unit skins.

**Price**

BIT10RSPS \_\_\_\_\_

£137



BIT10SSPDPS and SHDV65P5PS

### Slotted Filing Shelf with Dividers

- Standard lead time.
- Single shelf.
- 5x dividers.
- Requires system storage unit skins.


**Price**

BIT10SSPDPS - Slotted Filing Shelf Only \_\_\_\_\_

£64

SHDV65P5PS - 5x Dividers Only \_\_\_\_\_

£64



BIT10LRPS

### Lateral Filing Cradle

- Standard lead time.
- Adjustable lateral filing cradle, between 190mm and 330mm centres.
- Requires system storage unit skins.

**Price**

BIT10LRPS \_\_\_\_\_

£41



BIT10RFAPS

### Pull Out Vertical Filing Cradle

- Standard lead time.
- Complete with 2x cross bars to accept foolscap filing side on.
- Standard foolscap and A4 filing front to back.
- Requires system storage unit skins.

**Price**

BIT10RFAPS \_\_\_\_\_

£160



BIT10RDAPS

### Pull Out Vertical Drawer

- Standard lead time.
- Drawer is 100mm deep.
- Requires system storage unit skins.

**Price**

BIT10RDAPS \_\_\_\_\_

£206

# Storage

## Accessories



	Quantity of Vertical Rows A4 Box File - 265w x 75d x 337h	Quantity of Vertical Rows Footscap Box File - 265w x 75d x 368h	Quantity of Vertical Rows A4 Lever Arch File - 280w x 75d x 318h	Quantity of Vertical Rows Footscap Lever Arch File - 285w x 75d x 350h
<b>Bookcase - NBS20</b>	5	4	5	4
<b>Bookcase - NBS18</b>	4	4	4	4
<b>Bookcase - NBS16</b>	4	3	4	3
<b>Bookcase - NBS12</b>	2	2	3	2
<b>Bookcase - NBS10</b>	2	2	2	2
<b>Bookcase - NBS7</b>	1	1	1	1
<b>Storage Unit - NSC20</b>	5	4	5	4
<b>Storage Unit - NSC18</b>	4	4	4	4
<b>Storage Unit - NSC16</b>	3	3	4	3
<b>Storage Unit - NSC12</b>	2	2	3	2
<b>Storage Unit - NSC7</b>	1	1	1	1
<b>System Storage Unit - NSSC20</b>	5	4	5	5
<b>System Storage Unit - NSSC18</b>	4	4	4	4
<b>System Storage Unit - NSSC16</b>	4	3	4	3
<b>System Storage Unit - NSSC12</b>	3	2	3	2
<b>System Storage Unit - NSSC7 and NSSC7/6</b>	1	1	1	1
<b>System Tambour Storage Unit - NSSC20ST</b>	5	4	5	5
<b>System Tambour Storage Unit - NSSC18ST</b>	4	4	4	4
<b>System Tambour Storage Unit - NSSC16ST</b>	4	3	4	4
<b>System Tambour Storage Unit - NSSC12ST</b>	3	2	3	2
<b>System Tambour Storage Unit - NSSC7ST and NSSC7/6ST</b>	1	1	1	1

# Storage

Cubeform



# Storage

## Cubeform

**MFC:** Available in Ash, Autumn Cherry, Beech, Chester Oak, English Walnut, Grey, Grey Nebraska Oak, Laurentii Wenge, Natural Nebraska Oak and White  
**Nanotech:** Available in Black (2 Week Lead Time)  
**Metalwork:** Add 0% for Silver, Black Graphite and White - Add 5% for Raw  
 Add 12% for Praline, Olive Green, Atlantic Blue, Sapphire Blue, Mustard Yellow, Terracotta and Conker Brown (2 Week Lead Time)



CF/PCS45

### Cubeform Pre-Configured Structures - 4 by 5

- Standard lead time.
- Includes feet.
- Each standard cube measures 425w x 425h x 400d.
- Extra Cubeform Vertical Frames and Shelves can be added to this item.

<b>CF/PCS45</b> - 1825w x 400d x 2280h	<b>MFC</b>	<b>Nanotech</b>
	£3,326	£3,758



CF/PCS35

### Cubeform Pre-Configured Structures - 3 by 5

- Standard lead time.
- Includes feet.
- Each standard cube measures 425w x 425h x 400d.
- Extra Cubeform Vertical Frames and Shelves can be added to this item.

<b>CF/PCS35</b> - 1375w x 400d x 2280h	<b>MFC</b>	<b>Nanotech</b>
	£2,554	£2,878



CF/PCS25

### Cubeform Pre-Configured Structures - 2 by 5

- Standard lead time.
- Includes feet.
- Each standard cube measures 425w x 425h x 400d.
- Extra Cubeform Vertical Frames and Shelves can be added to this item.

<b>CF/PCS25</b> - 925w x 400d x 2280h	<b>MFC</b>	<b>Nanotech</b>
	£1,782	£1,998



CF/PCS44

### Cubeform Pre-Configured Structures - 4 by 4

- Standard lead time.
- Includes feet.
- Each standard cube measures 425w x 425h x 400d.
- Extra Cubeform Vertical Frames and Shelves can be added to this item.

<b>CF/PCS44</b> - 1825w x 400d x 1830h	<b>MFC</b>	<b>Nanotech</b>
	£2,775	£3,135



CF/PCS34

### Cubeform Pre-Configured Structures - 3 by 4

- Standard lead time.
- Includes feet.
- Each standard cube measures 425w x 425h x 400d.
- Extra Cubeform Vertical Frames and Shelves can be added to this item.

<b>CF/PCS34</b> - 1375w x 400d x 1830h	<b>MFC</b>	<b>Nanotech</b>
	£2,131	£2,401



CF/PCS24

### Cubeform Pre-Configured Structures - 2 by 4

- Standard lead time.
- Includes feet.
- Each standard cube measures 425w x 425h x 400d.
- Extra Cubeform Vertical Frames and Shelves can be added to this item.

<b>CF/PCS24</b> - 925w x 400d x 1830h	<b>MFC</b>	<b>Nanotech</b>
	£1,487	£1,667

# Storage

## Cubeform

**MFC:** Available in Ash, Autumn Cherry, Beech, Chester Oak, English Walnut, Grey, Grey Nebraska Oak, Laurentii Wenge, Natural Nebraska Oak and White  
**Nanotech:** Available in Black (2 Week Lead Time)  
**Metalwork:** Add 0% for Silver, Black Graphite and White - Add 5% for Raw  
 Add 12% for Praline, Olive Green, Atlantic Blue, Sapphire Blue, Mustard Yellow, Terracotta and Conker Brown (2 Week Lead Time)



CF/PCS43

### Cubeform Pre-Configured Structures - 4 by 3

- Standard lead time. • Includes feet. • Each standard cube measures 425w x 425h x 400d.
- Extra Cubeform Vertical Frames and Shelves can be added to this item.

**CF/PCS43** - 1825w x 400d x 1380h

**MFC**      **Nanotech**

£2,229      £2,517



CF/PCS33

### Cubeform Pre-Configured Structures - 3 by 3

- Standard lead time. • Includes feet. • Each standard cube measures 425w x 425h x 400d.
- Extra Cubeform Vertical Frames and Shelves can be added to this item.

**CF/PCS33** - 1375w x 400d x 1380h

**MFC**      **Nanotech**

£1,712      £1,928



CF/PCS23

### Cubeform Pre-Configured Structures - 2 by 3

- Standard lead time. • Includes feet. • Each standard cube measures 425w x 425h x 400d.
- Extra Cubeform Vertical Frames and Shelves can be added to this item.

**CF/PCS23** - 925w x 400d x 1380h

**MFC**      **Nanotech**

£1,195      £1,339



CF/PCS42

### Cubeform Pre-Configured Structures - 4 by 2

- Standard lead time. • Includes feet. • Each standard cube measures 425w x 425h x 400d.
- Extra Cubeform Vertical Frames and Shelves can be added to this item.

**CF/PCS42** - 1825w x 400d x 930h

**MFC**      **Nanotech**

£1,673      £1,889



CF/PCS32

### Cubeform Pre-Configured Structures - 3 by 2

- Standard lead time. • Includes feet. • Each standard cube measures 425w x 425h x 400d.
- Extra Cubeform Vertical Frames and Shelves can be added to this item.

**CF/PCS32** - 1375w x 400d x 930h

**MFC**      **Nanotech**

£1,285      £1,447



CF/PCS22

### Cubeform Pre-Configured Structures - 2 by 2

- Standard lead time. • Includes feet. • Each standard cube measures 425w x 425h x 400d.
- Extra Cubeform Vertical Frames and Shelves can be added to this item.

**CF/PCS22** - 925w x 400d x 930h

**MFC**      **Nanotech**

£897      £1,005

# Storage

## How to Specify Cubeform

### How to Specify Cubeform

#### Vertical Frame

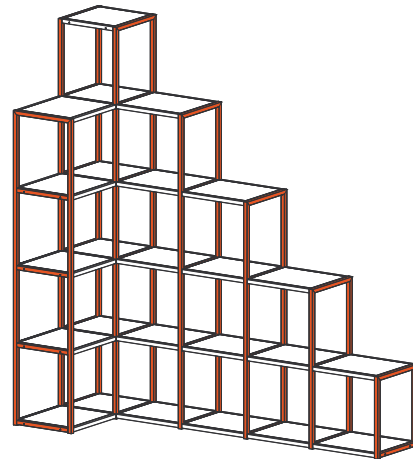
The code is for a Single Vertical Frame that is represented by a full uninterrupted orange vertical line. These Vertical Frames will be joined together when Shelves are specified.

Cubeforms specified 1 cube wide can be 1 or 2 cubes high only.

To create a configuration 2 cubes wide, 3 Vertical Frames are required, to create a configuration 3 cubes wide, 4 Vertical Frames are required, and so on.

These can be used on standard or corner configurations.

The Vertical Frames are represented in orange.

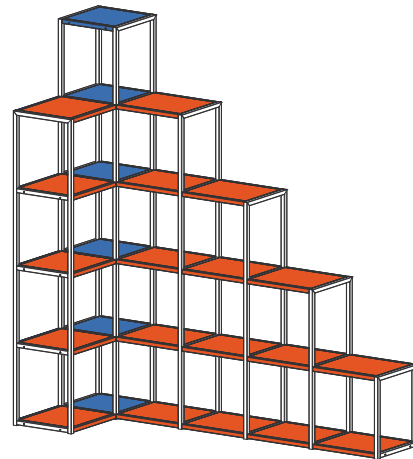


#### Shelves

The code is for shelves that are represented by the uninterrupted orange and blue horizontal lines. The Shelves also connect the Vertical Frames together at regular intervals on the unit. These provide the structural link for the overall unit.

Standard and Corner shelves must be specified separately.

The Standard shelves are represented in orange and the Corner shelves are represented in blue.



#### Accessories

A range of optional accessories are compatible with Cubeform delivering a number of flexible storage solutions.

All accessories can be retro-fitted.

Specific items have the option of different back styles. This includes a standard back, magnetic whiteboard back or fabric back.



No Suffix  
Standard Back



.../WB  
Magnetic Whiteboard Back Panel



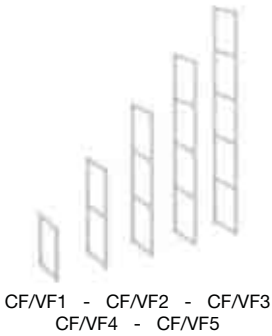
.../FB  
Fabric Back



# Storage

## Cubeform

**MFC:** Available in Ash, Autumn Cherry, Beech, Chester Oak, English Walnut, Grey, Grey Nebraska Oak, Laurentii Wenge, Natural Nebraska Oak and White  
**Nanotech:** Available in Black (2 Week Lead Time)  
**Metalwork:** Add 0% for Silver, Black Graphite and White - Add 5% for Raw  
 Add 12% for Praline, Olive Green, Atlantic Blue, Sapphire Blue, Mustard Yellow, Terracotta and Conker Brown (2 Week Lead Time)

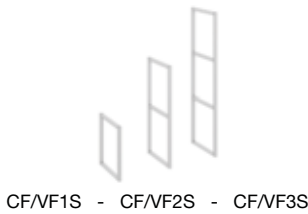


### Cubeform Vertical Frame - Floor Standing

- Shelves are required with this product (see below).
- Standard lead time. • Includes feet. • If only 1 column is required, unit must be 1 or 2 sections high only.
- 3x Vertical Frames are required for the first 2 columns. • 1x Vertical Frame is required for all subsequent columns.
- Each standard cube measures 425w x 425h x 400d. • Each corner cube measures 350w x 425h x 400d.

**Metalwork**

<b>CF/VF5</b> - 5 Sections High - Floor Standing - 25w x 400d x 2280h - Minimum 2 Columns Wide	_____	<b>£238</b>
<b>CF/VF4</b> - 4 Sections High - Floor Standing - 25w x 400d x 1830h - Minimum 2 Columns Wide	_____	<b>£199</b>
<b>CF/VF3</b> - 3 Sections High - Floor Standing - 25w x 400d x 1380h - Minimum 2 Columns Wide	_____	<b>£161</b>
<b>CF/VF2</b> - 2 Sections High - Floor Standing - 25w x 400d x 930h - Minimum 2 Columns Wide	_____	<b>£121</b>
<b>CF/VF1</b> - 1 Section High - Floor Standing - 25w x 400d x 480h - Minimum 2 Columns Wide	_____	<b>£79</b>




### Cubeform Vertical Frame - Suspended

- Shelves are required with this product (see below).
- Standard lead time. • Does not include feet. • To be used between Floor Standing Vertical Frames only.
- Maximum of 2x Suspended Vertical Frames to be specified side by side.
- Each standard cube measures 425w x 425h x 400d. • Each corner cube measures 350w x 425h x 400d.

**Metalwork**

<b>CF/VF3S</b> - 3 Sections High - Suspended - 25w x 400d x 1375h	_____	<b>£161</b>
<b>CF/VF2S</b> - 2 Sections High - Suspended - 25w x 400d x 925h	_____	<b>£121</b>
<b>CF/VF1S</b> - 1 Section High - Suspended - 25w x 400d x 475h	_____	<b>£79</b>



### Cubeform Shelf

- Vertical Frames are required with this product (see above).
- Standard lead time. • 25mm top panel. • 1x Shelf per level is required for all columns including the bases.
- Acts as structural support for the Cubeform frame.
- Each standard cube measures 425w x 425h x 400d.
- Each corner cube measures 350w x 425h x 400d.

**MFC**      **Nanotech**

<b>CF/SS</b> - Standard Shelf - 425w x 395d x 25h	_____	<b>£89</b>	<b>£107</b>
<b>CF/CS</b> - Corner Shelf - 350w x 395d x 25h	_____	<b>£83</b>	<b>£101</b>



CF/EFCC/BGR

### Cubeform End Frame Cover Caps

- Standard lead time. • Fills exposed flow drill holes on the ends of the framework.

**Price**

<b>CF/EFCC/S</b> - Silver - Sold in Packs of 24	_____	<b>£6</b>
<b>CF/EFCC/BGR</b> - Black Graphite - Sold in Packs of 24	_____	<b>£6</b>
<b>CF/EFCC/WH</b> - White - Sold in Packs of 24	_____	<b>£6</b>



CF/EFCC...



CF/BKT

### Cubeform Bracket for Back to Back Units

- Required on back to back structures, 2x columns wide only. • Not needed for standard Cubeform Structures.
- Standard lead time. • Connects 2x Cubeform structures to increase stability on deeper versions.
- Brackets placed at either end of the Cubeform structure.

**Price**

<b>CF/BKT</b> - Bracket - Sold in Pairs	_____	<b>£13</b>
---	-------	------------

# Storage

## Cubeform

**MFC:** Available in Ash, Autumn Cherry, Beech, Chester Oak, English Walnut, Grey, Grey Nebraska Oak, Laurentii Wenge, Natural Nebraska Oak and White  
**Coloured MFC:** Available in Praline, Olive Green, Atlantic Blue, Sapphire Blue, Mustard Yellow, Terracotta and Conker Brown (2 Week Lead Time)  
**Nanotech:** Available in Black (2 Week Lead Time)  
**Metalwork:** Add 0% for Silver, Black Graphite and White - Add 5% for Raw  
 Add 12% for Praline, Olive Green, Atlantic Blue, Sapphire Blue, Mustard Yellow, Terracotta and Conker Brown (2 Week Lead Time)



CF/NSC32  
Storage Unit / Shelf Only



CF/NSC22  
Storage Unit / Shelf Only



CF/NSC12  
Storage Unit / Shelf Only

### Cubeform Single Sided Storage Unit

- Storage Unit / Shelf only, Cubeform structure needs to be specified separately.
- Mandatory Shelves need to be quoted along with Storage Units. • Shelves can also be used when specifying a Bridging Cube and Floor Standing Storage Unit, and a Vertical Frame is not viable.
- Standard lead time. • For use on straight structures only. • 400mm deep. • 1x or 2x hinged doors.
- Push release open/close mechanism. • Relevant shelf required for support.


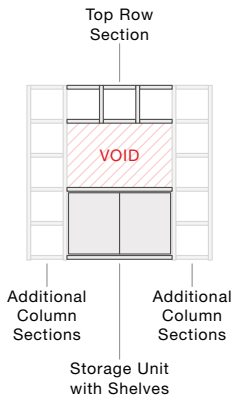
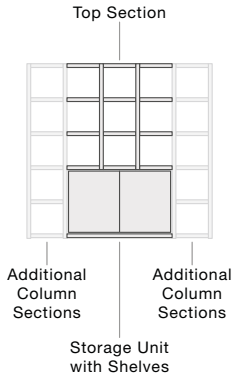
		MFC	Coloured MFC	Nanotech
<b>CF/NSC32</b>	- To fit within 3 Sections Wide and 2 Sections High 1325w x 400d x 875h	£775	£1,186	£1,186
<b>CF/SS3</b>	- <b>Mandatory for the Above Unit</b> - Shelf for 3 Sections Wide 1325w x 400d x 25h	£170	£219	£219
<b>CF/NSC22</b>	- To fit within 2 Sections Wide and 2 Sections High 875w x 400d x 875h	£588	£885	£885
<b>CF/SS2</b>	- <b>Mandatory for the Above Unit</b> - Shelf for 2 Sections Wide 875w x 400d x 25h	£120	£153	£153
<b>CF/NSC12</b>	- To fit within 1 Section Wide and 2 Sections High 425w x 400d x 875h	£373	£556	£556
<b>CF/SS1</b>	- <b>Mandatory for the Above Unit</b> - Shelf for 1 Sections Wide 425w x 400d x 25h	£89	£107	£107



# Storage

## Cubeform

**MFC:** Available in Ash, Autumn Cherry, Beech, Chester Oak, English Walnut, Grey, Grey Nebraska Oak, Laurentii Wenge, Natural Nebraska Oak and White  
**Coloured MFC:** Available in Praline, Olive Green, Atlantic Blue, Sapphire Blue, Mustard Yellow, Terracotta and Conker Brown (2 Week Lead Time)  
**Nanotech:** Available in Black (2 Week Lead Time)  
**Metalwork:** Add 0% for Silver, Black Graphite and White - Add 5% for Raw  
 Add 12% for Praline, Olive Green, Atlantic Blue, Sapphire Blue, Mustard Yellow, Terracotta and Conker Brown (2 Week Lead Time)



### Cubeform Single Sided Storage Unit Structure

- Storage Unit Structures require 1x or more additional column sections (using standard or corner shelves) on both sides of the structure for support.
- When a structure includes a void, it will have 1x row section only across the top of the structure.
- Void rows are situated directly underneath the above single row section.
- When a structure includes a void, the top row of this unit is not compatible with associated storage cubes.
- Standard lead time.
- Storage Units are 400mm deep.
- 1x or 2x hinged doors.
- Push release open/close mechanism.
- Additional items are required to complete this Cubeform structure.
- Complete structure uses a mixture of shelves and vertical frames to create the Storage Unit Structure.
- Includes feet.
- Each standard cube measures 425w x 425h x 400d.

#### 1 Section Wide

<b>CF/NSC/1W2H0V</b>	- 2 Sections High	- 0 Void Rows	- 425w x 400d x 930h
<b>CF/NSC/1W3H0V</b>	- 3 Sections High	- 0 Void Rows	- 425w x 400d x 1380h
<b>CF/NSC/1W4H0V</b>	- 4 Sections High	- 0 Void Rows	- 425w x 400d x 1830h
<b>CF/NSC/1W5H0V</b>	- 5 Sections High	- 0 Void Rows	- 425w x 400d x 2280h
<b>CF/NSC/1W5H2V</b>	- 5 Sections High	- 2 Void Rows	- 425w x 400d x 2280h

#### 2 Sections Wide

<b>CF/NSC/2W2H0V</b>	- 2 Sections High	- 0 Void Rows	- 875w x 400d x 930h
<b>CF/NSC/2W3H0V</b>	- 3 Sections High	- 0 Void Rows	- 875w x 400d x 1380h
<b>CF/NSC/2W4H0V</b>	- 4 Sections High	- 0 Void Rows	- 875w x 400d x 1830h
<b>CF/NSC/2W4H1V</b>	- 4 Sections High	- 1 Void Row	- 875w x 400d x 1830h
<b>CF/NSC/2W5H0V</b>	- 5 Sections High	- 0 Void Rows	- 875w x 400d x 2280h
<b>CF/NSC/2W5H2V</b>	- 5 Sections High	- 2 Void Rows	- 875w x 400d x 2280h

#### 3 Sections Wide

<b>CF/NSC/3W2H0V</b>	- 2 Sections High	- 0 Void Rows	- 1325w x 400d x 930h
<b>CF/NSC/3W3H0V</b>	- 3 Sections High	- 0 Void Rows	- 1325w x 400d x 1380h
<b>CF/NSC/3W4H0V</b>	- 4 Sections High	- 0 Void Rows	- 1325w x 400d x 1830h
<b>CF/NSC/3W4H1V</b>	- 4 Sections High	- 1 Void Row	- 1325w x 400d x 1830h
<b>CF/NSC/3W5H0V</b>	- 5 Sections High	- 0 Void Rows	- 1325w x 400d x 2280h
<b>CF/NSC/3W5H2V</b>	- 5 Sections High	- 2 Void Rows	- 1325w x 400d x 2280h

	MFC	Coloured MFC	Nanotech
<b>1 Section Wide</b>			
<b>CF/NSC/1W2H0V</b>	£551	£770	£770
<b>CF/NSC/1W3H0V</b>	£640	£877	£877
<b>CF/NSC/1W4H0V</b>	£729	£984	£984
<b>CF/NSC/1W5H0V</b>	£818	£1,091	£1,091
<b>CF/NSC/1W5H2V</b>	£729	£984	£984
<b>2 Sections Wide</b>			
<b>CF/NSC/2W2H0V</b>	£828	£1,191	£1,191
<b>CF/NSC/2W3H0V</b>	£1,143	£1,545	£1,545
<b>CF/NSC/2W4H0V</b>	£1,363	£1,801	£1,801
<b>CF/NSC/2W4H1V</b>	£1,263	£1,698	£1,698
<b>CF/NSC/2W5H0V</b>	£1,581	£2,055	£2,055
<b>CF/NSC/2W5H2V</b>	£1,263	£1,698	£1,698
<b>3 Sections Wide</b>			
<b>CF/NSC/3W2H0V</b>	£1,115	£1,624	£1,624
<b>CF/NSC/3W3H0V</b>	£1,637	£2,205	£2,205
<b>CF/NSC/3W4H0V</b>	£1,988	£2,610	£2,610
<b>CF/NSC/3W4H1V</b>	£1,807	£2,424	£2,424
<b>CF/NSC/3W5H0V</b>	£2,335	£3,011	£3,011
<b>CF/NSC/3W5H2V</b>	£1,807	£2,424	£2,424



# Storage

## Cubeform


**MFC:** Available in Ash, Autumn Cherry, Beech, Chester Oak, English Walnut, Grey, Grey Nebraska Oak, Laurentii Wenge, Natural Nebraska Oak and White  
**Nanotech:** Available in Black (2 Week Lead Time)  
**Metalwork:** Add 0% for Silver, Black Graphite and White - Add 5% for Raw  
 Add 12% for Praline, Olive Green, Atlantic Blue, Sapphire Blue, Mustard Yellow, Terracotta and Conker Brown (2 Week Lead Time)



CF/BC4  
Illustrated in red



CF/BC3  
Illustrated in red



CF/BC2  
Illustrated in red



CF/BC1  
Illustrated in red

### Cubeform Bridging Cube

- This unit is not compatible with associated storage cubes, standard shelf only.
- Standard lead time. • 18mm top panels. • Allows a connection between 2 tall Cubeform Structures.
- Uses a mixture of shelves and vertical frames to create the Bridging Cube.

				MFC	Nanotech
<b>CF/BC4</b>	- 4 Sections Wide	- Creates 1775w x 875h Void	- 1775w x 400d x 475h	£949	£1,093
<b>CF/BC3</b>	- 3 Sections Wide	- Creates 1325w x 875h Void	- 1325w x 400d x 475h	£692	£800
<b>CF/BC2</b>	- 2 Sections Wide	- Creates 875w x 875h Void	- 875w x 400d x 475h	£435	£507
<b>CF/BC1</b>	- 1 Section Wide	- Creates 425w x 875h Void	- 425w x 400d x 475h	£178	£214



### Cubeform Extended Shelf

- For use when specifying a Bridging Cube and Floor Standing Storage Unit and a Vertical Frame is not viable.
- Vertical Frames are required either side of this product (page 246).
- Standard lead time. • 25mm top panel. • Acts as structural support for the Cubeform frame.

				MFC	Nanotech
<b>CF/SS3</b>	- Standard Shelf	- 3 Sections Wide	- 1325w x 395d x 25h	£170	£219
<b>CF/SS2</b>	- Standard Shelf	- 2 Sections Wide	- 875w x 395d x 25h	£120	£153

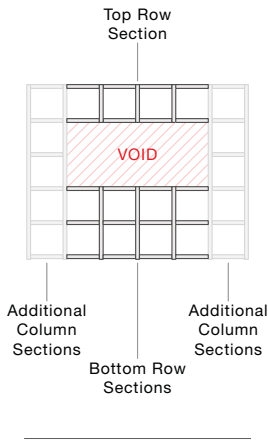


CF/SS2

# Storage

## Cubeform

**MFC:** Available in Ash, Autumn Cherry, Beech, Chester Oak, English Walnut, Grey, Grey Nebraska Oak, Laurentii Wenge, Natural Nebraska Oak and White  
**Nanotech:** Available in Black (2 Week Lead Time)  
**Metalwork:** Add 0% for Silver, Black Graphite and White - Add 5% for Raw  
 Add 12% for Praline, Olive Green, Atlantic Blue, Sapphire Blue, Mustard Yellow, Terracotta and Conker Brown (2 Week Lead Time)



### Cubeform Bridging Cube Structure

- Bridging Cube Structures require 1x or more additional column sections (using standard or corner shelves) on both sides of the structure for support.
- Each Bridging Cube Structure has 1x row section only across the top of the structure.
- Void rows are situated directly underneath the above single row section.
- The top row of this unit is not compatible with associated storage cubes.
- Standard lead time.
- Additional items are required to complete this Cubeform structure.
- Complete structure uses a mixture of shelves and vertical frames to create the Bridging Cube Structure.
- Includes feet.
- Each standard cube measures 425w x 425h x 400d.

#### 1 Section Wide

			MFC	Nanotech
<b>CF/CB/1W4H2V</b>	- 4 Sections High	- 2 Void Rows (425w x 875h)	£356	£428
<b>CF/CB/1W5H2V</b>	- 5 Sections High	- 2 Void Rows (425w x 875h)	£445	£535
<b>CF/CB/1W5H3V</b>	- 5 Sections High	- 3 Void Rows (425w x 1325h)	£356	£428

#### 2 Sections Wide

<b>CF/CB/2W3H1V</b>	- 3 Sections High	- 1 Void Row (875w x 425h)	£870	£1,014
<b>CF/CB/2W4H1V</b>	- 4 Sections High	- 1 Void Row (875w x 425h)	£1,090	£1,270
<b>CF/CB/2W4H2V</b>	- 4 Sections High	- 2 Void Rows (875w x 875h)	£870	£1,014
<b>CF/CB/2W5H1V</b>	- 5 Sections High	- 1 Void Row (875w x 425h)	£1,308	£1,524
<b>CF/CB/2W5H2V</b>	- 5 Sections High	- 2 Void Rows (875w x 875h)	£1,090	£1,270
<b>CF/CB/2W5H3V</b>	- 5 Sections High	- 3 Void Rows (875w x 1325h)	£870	£1,014

#### 3 Sections Wide

<b>CF/CB/3W3H1V</b>	- 3 Sections High	- 1 Void Row (1325w x 425h)	£1,384	£1,600
<b>CF/CB/3W4H1V</b>	- 4 Sections High	- 1 Void Row (1325w x 425h)	£1,735	£2,005
<b>CF/CB/3W4H2V</b>	- 4 Sections High	- 2 Void Rows (1325w x 875h)	£1,384	£1,600
<b>CF/CB/3W5H1V</b>	- 5 Sections High	- 1 Void Row (1325w x 425h)	£2,082	£2,406
<b>CF/CB/3W5H2V</b>	- 5 Sections High	- 2 Void Rows (1325w x 875h)	£1,735	£2,005
<b>CF/CB/3W5H3V</b>	- 5 Sections High	- 3 Void Rows (1325w x 1325h)	£1,384	£1,600

#### 4 Sections Wide

<b>CF/CB/4W3H1V</b>	- 3 Sections High	- 1 Void Row (1775w x 425h)	£1,898	£2,186
<b>CF/CB/4W4H1V</b>	- 4 Sections High	- 1 Void Row (1775w x 425h)	£2,380	£2,740
<b>CF/CB/4W4H2V</b>	- 4 Sections High	- 2 Void Rows (1775w x 875h)	£1,898	£2,186
<b>CF/CB/4W5H1V</b>	- 5 Sections High	- 1 Void Row (1775w x 425h)	£2,856	£3,288
<b>CF/CB/4W5H2V</b>	- 5 Sections High	- 2 Void Rows (1775w x 875h)	£2,024	£2,312
<b>CF/CB/4W5H3V</b>	- 5 Sections High	- 3 Void Rows (1775w x 1325h)	£1,898	£2,186



# Storage

## Cubeform

**MFC:** Available in Ash, Autumn Cherry, Beech, Chester Oak, English Walnut, Grey, Grey Nebraska Oak, Laurentii Wenge, Natural Nebraska Oak and White  
**Coloured MFC:** Available in Praline, Olive Green, Atlantic Blue, Sapphire Blue, Mustard Yellow, Terracotta and Conker Brown (2 Week Lead Time)  
**Nanotech:** Available in Black (2 Week Lead Time)  
**Metalwork:** Add 0% for Silver, Black Graphite and White - Add 5% for Raw  
 Add 12% for Praline, Olive Green, Atlantic Blue, Sapphire Blue, Mustard Yellow, Terracotta and Conker Brown (2 Week Lead Time)



CF/OFB

### Cubeform Open Fronted Box

- Standard lead time. • 18mm top panel.
- Can be specified on standard shelves only (not corner shelves).
- Available with Standard, Whiteboard or Fabric back (page 247).

			MFC	Coloured MFC	Nanotech
<b>CF/OFB</b>	- Standard Back	- 425w x 400d x 425h	£233	£312	£312
<b>CF/OFB/WB</b>	- Whiteboard Back	- 425w x 400d x 425h	£318	£397	£397
<b>CF/OFB/FB</b>	- Fabric Back	- 425w x 400d x 425h - Priced in Group 1	£318	£397	£397

Fabric Groups:	Add £0 for Group 1	Add £6 for Group 2	Add £13 for Group 3	Add £19 for Group 4
	Add £26 for Group 5	Add £31 for Group 6	Add £37 for Group 7	



# Storage

## Cubeform

**MFC:** Available in Ash, Autumn Cherry, Beech, Chester Oak, English Walnut, Grey, Grey Nebraska Oak, Laurentii Wenge, Natural Nebraska Oak and White  
**Coloured MFC:** Available in Praline, Olive Green, Atlantic Blue, Sapphire Blue, Mustard Yellow, Terracotta and Conker Brown (2 Week Lead Time)  
**Nanotech:** Available in Black (2 Week Lead Time)  
**Metalwork:** Add 0% for Silver, Black Graphite and White - Add 5% for Raw  
 Add 12% for Praline, Olive Green, Atlantic Blue, Sapphire Blue, Mustard Yellow, Terracotta and Conker Brown (2 Week Lead Time)



CF/SDB

### Cubeform Single Door Box

- Standard lead time. • 18mm top panel. • Can be specified on standard shelves only (not corner shelves).
- Available with Standard, Combination or Digital Keypad Lock (see below).
- Available with Standard, Whiteboard or Fabric back (page 247).

	MFC	Coloured MFC	Nanotech
<b>CF/SDB</b> - Standard Back - 425w x 400d x 425h	£286	£385	£385
<b>CF/SDB/WB</b> - Whiteboard Back - 425w x 400d x 425h	£371	£470	£470
<b>CF/SDB/FB</b> - Fabric Back - 425w x 400d x 425h - Priced in Group 1	£371	£470	£470

**Fabric Groups:** Add £0 for Group 1 - Add £6 for Group 2 - Add £13 for Group 3 - Add £19 for Group 4  
 Add £26 for Group 5 - Add £31 for Group 6 - Add £37 for Group 7

**Additional:** Add £0 for Standard Key Lock (No Suffix)  
 Add £27 for Combination Lock (.../CL)  
 Add £73 for Digital Keypad Lock (.../DKL)  
 Add £80 for Public Access Lock (.../KL)



CF/DU1

### Cubeform 1 Drawer Unit

- Standard lead time. • 18mm top panel. • Can be specified on standard shelves only (not corner shelves).
- Lockable, includes 2x keys. • Available with Standard, Whiteboard or Fabric back (page 247).
- Alternative handles available (page 228).

	MFC	Coloured MFC	Nanotech
<b>CF/DU1</b> - Standard Back - 425w x 400d x 425h	£325	£375	£425
<b>CF/DU1/WB</b> - Whiteboard Back - 425w x 400d x 425h	£410	£460	£510
<b>CF/DU1/FB</b> - Fabric Back - 425w x 400d x 425h - Priced in Group 1	£410	£460	£510

**Fabric Groups:** Add £0 for Group 1 - Add £6 for Group 2 - Add £13 for Group 3 - Add £19 for Group 4  
 Add £26 for Group 5 - Add £31 for Group 6 - Add £37 for Group 7



CF/DU2

### Cubeform 2 Drawer Unit

- Standard lead time. • 18mm top panel. • Can be specified on standard shelves only (not corner shelves).
- Lockable, includes 2x keys. • Available with Standard, Whiteboard or Fabric back (page 247).
- Alternative handles available (page 228).

	MFC	Coloured MFC	Nanotech
<b>CF/DU2</b> - Standard Back - 425w x 400d x 425h	£325	£375	£425
<b>CF/DU2/WB</b> - Whiteboard Back - 425w x 400d x 425h	£410	£460	£510
<b>CF/DU2/FB</b> - Fabric Back - 425w x 400d x 425h - Priced in Group 1	£410	£460	£510

**Fabric Groups:** Add £0 for Group 1 - Add £6 for Group 2 - Add £13 for Group 3 - Add £19 for Group 4  
 Add £26 for Group 5 - Add £31 for Group 6 - Add £37 for Group 7

# Storage

## Cubeform

**MFC:** Available in Ash, Autumn Cherry, Beech, Chester Oak, English Walnut, Grey, Grey Nebraska Oak, Laurentii Wenge, Natural Nebraska Oak and White  
**Coloured MFC:** Available in Praline, Olive Green, Atlantic Blue, Sapphire Blue, Mustard Yellow, Terracotta and Conker Brown (2 Week Lead Time)  
**Nanotech:** Available in Black (2 Week Lead Time)  
**Fabric:** Fully upholstered - See below for pricing groups



CF/SPB

### Cubeform Single Planter Box and Plants

- 2 week lead time on Plants, standard lead time on Planter Boxes. • This unit is supplied without plants, plant tray or liner.
- 18mm top panel. • Planter boxes can be used on standard shelves only (not corner shelves).
- 389w x 364d x 152h internal dimensions. • This unit is supplied without plants, plant tray or liner.
- The units require a waterproof membrane liner to protect against moisture and water ingress.
- For coloured MFC finishes, see 'Coloured MFC' price and suffix .../CON.

		MFC	Coloured MFC	Nanotech
CF/SPB	- Single Planter Box with No Plants - 425w x 400d x 170h	£199	£250	£242
				<b>Price</b>
CF/SPB/PLT1	- Plants Only			£559



CF/SPB/PLT1



CF/DPB

### Cubeform Double Planter Box and Plants

- 2 week lead time on Plants, standard lead time on Planter Boxes. • This unit is supplied without plants, plant tray or liner.
- 18mm top panel. • Planter boxes can be used on standard shelves only (not corner shelves).
- 864w x 314d x 152h internal dimensions. • This unit is supplied without plants, plant tray or liner.
- The units require a waterproof membrane liner to protect against moisture and water ingress.
- For coloured MFC finishes, see 'Coloured MFC' price and suffix .../CON.

		MFC	Coloured MFC	Nanotech
CF/DPB	- Double Planter Box with No Plants - 900w x 350d x 170h	£266	£332	£324
				<b>Price</b>
CF/DPB/PLT1	- Plants Only			£731



CF/DPB/PLT1



CF/MS

### Cubeform Stool

- Standard lead time. • Modular seating system. • Fully upholstered. • Hardwood frame.
- Fire retardant CMHR foam. • Protective feet.

		Fabric Group 1
CF/MS	- 395w x 395d x 410h	£339

<b>Fabric Groups:</b>	Add £0 for Group 1	- Add £17 for Group 2	- Add £34 for Group 3	- Add £60 for Group 4
	Add £83 for Group 5	- Add £112 for Group 6	- Add £159 for Group 7	- Add £186 for Leather



# Storage

## Cubeform

**MFC:** Available in Ash, Autumn Cherry, Beech, Chester Oak, English Walnut, Grey, Grey Nebraska Oak, Laurentii Wenge, Natural Nebraska Oak and White  
**Coloured MFC:** Available in Praline, Olive Green, Atlantic Blue, Sapphire Blue, Mustard Yellow, Terracotta and Conker Brown (3 Week Lead Time)  
**Nanotech:** Available in Black (2 Week Lead Time)



CF/STV4



CF/STV4

### Cubeform Single Sided TV Storage Unit

- This unit is compatible with standard shelves only.
- Standard lead time. • 100mm void at the rear for cable access and concealment.
- One piece back panel, allowing bespoke drilling for cable access. • TV not included.

		MFC	Coloured MFC	Nanotech
<b>CF/STV4</b>	- 4 Sections Wide and 2 Sections High - 1775w x 400d x 875h	£1,391	£1,753	£1,753
<b>CF/STV3</b>	- 3 Sections Wide and 2 Sections High - 1325w x 400d x 875h	£1,262	£1,550	£1,550
<b>CF/STV2</b>	- 2 Sections Wide and 2 Sections High - 875w x 400d x 875h	£1,133	£1,347	£1,347



CF/DTV4



CF/DTV4

### Cubeform Double Sided TV Storage Unit

- This unit is compatible with standard shelves only.
- Standard lead time. • 100mm void in the centre for cable access and concealment.
- One piece back panel, allowing bespoke drilling for cable access. • TV not included.

		MFC	Coloured MFC	Nanotech
<b>CF/DTV4</b>	- 4 Sections Wide and 2 Sections High - 1775w x 400d x 875h	£1,700	£2,217	£2,217
<b>CF/DTV3</b>	- 3 Sections Wide and 2 Sections High - 1325w x 400d x 875h	£1,571	£1,975	£1,975
<b>CF/DTV2</b>	- 2 Sections Wide and 2 Sections High - 875w x 400d x 875h	£1,442	£1,732	£1,732

# Storage

## Cubeform Home Study Station

**MFC:** Available in Ash, Autumn Cherry, Beech, Chester Oak, English Walnut, Grey, Grey Nebraska Oak, Laurentii Wenge, Natural Nebraska Oak and White  
**Coloured MFC:** Available in Praline, Olive Green, Atlantic Blue, Sapphire Blue, Mustard Yellow, Terracotta and Conker Brown (2 Week Lead Time)  
**Nanotech:** Available in Black (2 Week Lead Time)  
**Edging:** Add £36 for Wenge and Black per top - Add £46 for Plywood Effect per top - Edging on 25mm White MFC and Black Nanotech only  
**Metalwork:** Add 0% for Silver, Black Graphite and White - Add 5% for Raw  
 Add 12% for Praline, Olive Green, Atlantic Blue, Sapphire Blue, Mustard Yellow, Terracotta and Conker Brown (2 Week Lead Time)



CF/HSS15/6RH

### Cubeform Home Study Station

- This item must be securely fixed to a solid wall using the anti-tip device provided.
- Standard lead time. • 25mm top panel. • Includes a wall fixing kit.
- Alternative handles available (page 228).

CF/HSS15/6... (LH or RH) - 1500w x 550d x 2070h

**MFC**      **Nanotech**

£1,338

£1,672



# Storage

## Cubeform Home Study Station

<b>MFC:</b>	Available in Ash, Autumn Cherry, Beech, Chester Oak, English Walnut, Grey, Grey Nebraska Oak, Laurentii Wenge, Natural Nebraska Oak and White
<b>Coloured MFC:</b>	Available in Praline, Olive Green, Atlantic Blue, Sapphire Blue, Mustard Yellow, Terracotta and Conker Brown (2 Week Lead Time)
<b>Nanotech:</b>	Available in Black (2 Week Lead Time)
<b>Metalwork:</b>	Add 0% for Silver, Black Graphite and White - Add 5% for Raw Add 12% for Praline, Olive Green, Atlantic Blue, Sapphire Blue, Mustard Yellow, Terracotta and Conker Brown (2 Week Lead Time)



CF/HSSOFB

### Cubeform Home Study Station Open Fronted Box

- Standard lead time. • 18mm top panel.
- Can be specified on the Cubeform Home Study Stations overhead shelf only (not standard or corner shelves).

	MFC	Coloured MFC	Nanotech
<b>CF/HSSOFB</b> - Standard Back - 1000w x 400d x 425h	£357	£483	£483



CF/HSSDDB/NL

### Cubeform Home Study Station Double Door Box

- Standard lead time. • 18mm top panel. • Can be specified on the Cubeform Home Study Stations overhead shelf only (not standard or corner shelves).
- Alternative handles available (page 228).

	MFC	Coloured MFC	Nanotech
<b>CF/HSSDDB/NL</b> - Standard Back - 1000w x 400d x 425h	£458	£615	£615



CF/HSSDPB

### Cubeform Home Study Station Double Planter Box and Plants

- Standard lead time. • 18mm top panel. • 964w x 364d x 152h internal dimensions.
- Can be specified on the Cubeform Home Study Stations overhead shelf only (not standard or corner shelves).
- This unit is supplied without plants, plant tray or liner.
- The units require a waterproof membrane liner to protect against moisture and water ingress.

	MFC	Coloured MFC	Nanotech
<b>CF/HSSDPB</b> - Double Planter Box with No Plants - 1000w x 400d x 170h	£312	£380	£380



CF/HSSDPB/PLT1

			Price
<b>CF/HSSDPB/PLT1</b> - Plants Only			£959



CF/SDB/NLRH

### Cubeform Home Study Station Single Door Box

- Standard lead time. • 18mm top panel.
- Can be specified on the Cubeform Home Study Stations overhead shelf only (not standard or corner shelves).
- Alternative handles available (page 228). • No lock version.

	MFC	Coloured MFC	Nanotech
<b>CF/SDB/NL...</b> (LH or RH) - Standard Back - 425w x 400d x 425h	£286	£385	£385

# Storage

## Cubeform Bench and Seats

**MFC:** Available in Ash, Autumn Cherry, Beech, Chester Oak, English Walnut, Grey, Grey Nebraska Oak, Laurentii Wenge, Natural Nebraska Oak and White  
**Nanotech:** Available in Black (2 Week Lead Time)  
**Edging:** Add £36 for Wenge and Black per top - Add £46 for Plywood Effect per top - Edging on 25mm White MFC and Black Nanotech only  
**Metalwork:** Add 0% for Silver, Black Graphite and White - Add 15% for Chrome Effect - Add 5% for Raw  
 Add 12% for Praline, Olive Green, Atlantic Blue, Sapphire Blue, Mustard Yellow, Terracotta and Conker Brown (2 Week Lead Time)  
**Fabric:** Fully upholstered seat pads - See individual items for pricing groups



CF/RB16/8

### Cubeform Rectangular Bench

- Standard lead times. • 25mm top panel. • Central support rail.

	MFC	Nanotech
<b>CF/RB16/8</b> - 1600w x 800d x 740h	£476	£610
<b>CF/RB14/8</b> - 1400w x 800d x 740h	£451	£568
<b>CF/RB12/8</b> - 1200w x 800d x 740h	£425	£524
<b>CF/RB16/6</b> - 1600w x 600d x 740h	£451	£551
<b>CF/RB14/6</b> - 1400w x 600d x 740h	£425	£510
<b>CF/RB12/6</b> - 1200w x 600d x 740h	£398	£471



CF/RSS8

### Cubeform Rectangular Single Seat

- Standard lead times. • Complete with wooden seat or fully upholstered seat pad.
- Wooden seat with 25mm top panel. • Seat pad priced in Group 1.

#### Cubeform Rectangular Single Wooden Seat

	MFC	Nanotech
<b>CF/RSS8</b> - 800w x 350d x 465h - Wooden Seat	£437	£468
<b>CF/RSS5</b> - 475w x 350d x 465h - Wooden Seat	£404	£421

#### Cubeform Rectangular Single Fabric Seat

	Price
<b>CF/RSS8/F</b> - 800w x 350d x 530h - Seat Pad	£607

<b>Fabric Groups:</b> Add £0 for Group 1 - Add £19 for Group 2 - Add £38 for Group 3 - Add £59 for Group 4
Add £81 for Group 5 - Add £103 for Group 6 - Add £159 for Group 7

<b>CF/RSS5/F</b> - 475w x 350d x 530h - Seat Pad	£527
--	------

<b>Fabric Groups:</b> Add £0 for Group 1 - Add £17 for Group 2 - Add £33 for Group 3 - Add £47 for Group 4
Add £65 for Group 5 - Add £84 for Group 6 - Add £135 for Group 7



CF/RSS8/F



CF/RDS14

### Cubeform Rectangular Bench Seat

- Standard lead times. • Complete with wooden seat or fully upholstered seat pad.
- Wooden seat with 25mm top panel. • Seat pad priced in Group 1.

#### Cubeform Rectangular Bench Wooden Seat

	MFC	Nanotech
<b>CF/RDS14</b> - 1400w x 350d x 465h - Wooden Seat	£491	£540
<b>CF/RDS12</b> - 1200w x 350d x 465h - Wooden Seat	£457	£502
<b>CF/RDS10</b> - 1000w x 350d x 465h - Wooden Seat	£425	£460

#### Cubeform Rectangular Bench Fabric Seat

	Price
<b>CF/RDS14/F</b> - 1400w x 350d x 530h - Seat Pad	£739

<b>Fabric Groups:</b> Add £0 for Group 1 - Add £30 for Group 2 - Add £62 for Group 3 - Add £95 for Group 4
Add £129 for Group 5 - Add £163 for Group 6 - Add £242 for Group 7

<b>CF/RDS12/F</b> - 1200w x 350d x 530h - Seat Pad	£680
--	------

<b>Fabric Groups:</b> Add £0 for Group 1 - Add £27 for Group 2 - Add £56 for Group 3 - Add £85 for Group 4
Add £113 for Group 5 - Add £145 for Group 6 - Add £224 for Group 7

<b>CF/RDS10/F</b> - 1000w x 350d x 530h - Seat Pad	£621
--	------

<b>Fabric Groups:</b> Add £0 for Group 1 - Add £24 for Group 2 - Add £50 for Group 3 - Add £75 for Group 4
Add £103 for Group 5 - Add £131 for Group 6 - Add £205 for Group 7



CF/RDS14/F

# Storage

## Cubeform Coffee Tables

**MFC:** Available in Ash, Autumn Cherry, Beech, Chester Oak, English Walnut, Grey, Grey Nebraska Oak, Laurentii Wenge, Natural Nebraska Oak and White  
**Nanotech:** Available in Black (2 Week Lead Time)  
**Veneer:** Available in Oak and Walnut (3 Week Lead Time)  
**Edging:** Add £36 for Wenge and Black per top - Add £46 for Plywood Effect per top - Edging on 25mm White MFC and Black Nanotech only  
**Metalwork:** Add 0% for Silver, Black Graphite and White - Add 5% for Raw  
 Add 12% for Praline, Olive Green, Atlantic Blue, Sapphire Blue, Mustard Yellow, Terracotta and Conker Brown (2 Week Lead Time)



CF/RCT1



Rectangular Top

### Cubeform Rectangular Coffee Table

• Standard lead times. • 25mm top panel.

**CF/RCT1** - 900w x 475d x 400h

**MFC**

**Nanotech**

**Veneer**

£491

£534

£638



CF/SCT2



Square Top

### Cubeform Square Coffee Table

• Standard lead times. • 25mm top panel.

**CF/SCT1** - 475w x 475d x 400h

**CF/SCT2** - 900w x 900d x 400h

**MFC**

**Nanotech**

**Veneer**

£437

£460

£535

£544

£627

£783



CF/RCT1/BP



Rectangular Top

### Cubeform Rectangular Coffee Table with Base Panel

• Standard lead times. • 25mm top panel and 18mm base panel.

**CF/RCT1/BP** - 900w x 475d x 400h

**MFC**

**Nanotech**

**Veneer**

£557

£644

£787



CF/SCT2/BP



Square Top

### Cubeform Square Coffee Table with Base Panel

• Standard lead times. • 25mm top panel and 18mm base panel.

**CF/SCT1/BP** - 475w x 475d x 400h

**CF/SCT2/BP** - 900w x 900d x 400h

**MFC**

**Nanotech**

**Veneer**

£504

£553

£643

£610

£776

£1,018



# Storage

## Recycling Units

**MFC:** Available in Ash, Autumn Cherry, Beech, Chester Oak, English Walnut, Grey, Grey Nebraska Oak, Laurentii Wenge, Natural Nebraska Oak and White  
**Edging:** Add £36 for Wenge and Black per top - Add £46 for Plywood Effect per top - Edging on 25mm White MFC only



RU8/5/10

### Recycling Unit with 2 Sections

- Standard lead time. • 25mm top panel. • 2x hinged doors.
- Complete with 2x cardboard recycling boxes and 6x adhesive recycling stickers.
- Lockable, includes 2x keys. • Alternative handles available (page 228).

			<b>MFC</b>
<b>RU8/5/10</b>	- 1x Adjustable Shelf	- 800w x 500d x 1000h	£712
<b>RU8/4/10</b>	- 1x Adjustable Shelf	- 800w x 400d x 1000h	£641
<b>RU8/5/7</b>	- No Adjustable Shelves	- 800w x 500d x 740h	£641
<b>RU8/4/7</b>	- No Adjustable Shelves	- 800w x 400d x 740h	£575



RU10/5/10

### Recycling Unit with 3 Sections

- Standard lead time. • 25mm top panel. • 2x hinged doors.
- Complete with 3x cardboard recycling boxes and 6x adhesive recycling stickers.
- Lockable, includes 2x keys. • Alternative handles available (page 228).

			<b>MFC</b>
<b>RU10/5/10</b>	- 1x Adjustable Shelf	- 990w x 500d x 1000h	£854
<b>RU10/4/10</b>	- 1x Adjustable Shelf	- 990w x 400d x 1000h	£769
<b>RU10/5/7</b>	- No Adjustable Shelves	- 990w x 500d x 740h	£769
<b>RU10/4/7</b>	- No Adjustable Shelves	- 990w x 400d x 740h	£695



RU13/5/10

### Recycling Unit with 4 Sections

- Standard lead time. • 25mm top panel. • 2x hinged doors.
- Complete with 4x cardboard recycling boxes and 6x adhesive recycling stickers.
- Lockable, includes 2x keys. • Alternative handles available (page 228).

			<b>MFC</b>
<b>RU13/5/10</b>	- 1x Adjustable Shelf	- 1300w x 500d x 1000h	£996
<b>RU13/4/10</b>	- 1x Adjustable Shelf	- 1300w x 400d x 1000h	£895
<b>RU13/5/7</b>	- No Adjustable Shelves	- 1300w x 500d x 740h	£895
<b>RU13/4/7</b>	- No Adjustable Shelves	- 1300w x 400d x 740h	£813



6x Adhesive Stickers

### Adhesive Stickers

- Standard lead time. • 6x adhesive stickers available with recycling units (see above).



RUB

### Replacement Recycling Boxes

- Standard lead time. • Cardboard recycling boxes compatible with recycling units (see above).

			<b>Price</b>
<b>RUB</b>	-	300w x 300d x 600h	£14

# Storage

## Modular Lockers



# Storage

## Modular Lockers

### How to Specify Modular Lockers

Choose any amount of modular lockers required for the given job using the code combinations below.

**A - 1x 1050h Door**

1x 1050h door with individual compartment and coat rail

**B - 3x 350h Doors**

3x 350h doors with individual compartments

**C - 1x 350h Door and 1x 700h Door**

1x 350h door with an individual compartment - 1x 700h door with 2x compartments

**D - 1x 350h Door and 1x 700h Door**

1x 700h door with 2x compartments - 1x 350h door with an individual compartment

**E - 1x 1400h Door**

1x 1400h door with 2x compartments and coat rail

**F - 4x 350h Doors**

4x 350h doors with individual compartments

**G - 2x 700h Door**

2x 700h doors with 2x compartments each

**H - 2x 350h Doors and 1x 700h Door**

2x 350h doors with individual compartments - 1x 700h door with 2x compartments

**J - 2x 350h Doors and 1x 700h Door**

1x 350h door with an individual compartment - 1x 700h door with 2x compartments - 1x 350h door with an individual compartment

**K - 2x 350h Doors and 1x 700h Door**

1x 700h door with 2x compartments - 2x 350h doors with individual compartments

**L - 1x 350h Door and 1x 1050h Door**

1x 350h door with an individual compartment - 1x 1050h door with coat rail

**M - 1x 1050h Door and 1x 350h Door**

1x 1050h door with coat rail - 1x 350h door with an individual compartment

**N - 5x 350h Doors**

5x 350h doors with individual compartments

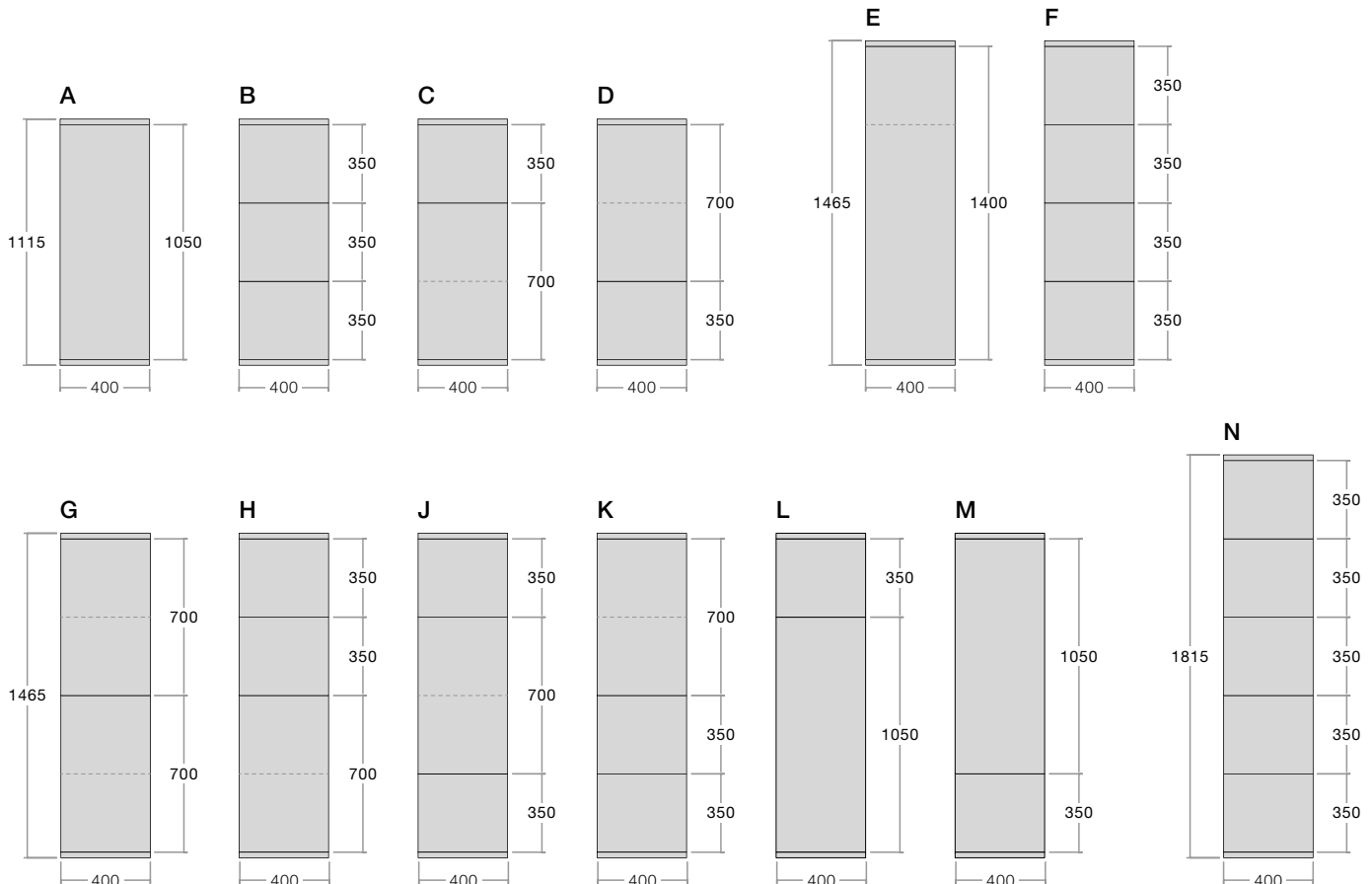
There are 4 locking styles to choose from, these are Standard Lock, Combination Lock, Digital Keypad Lock and Public Access Lock. Suffix the relevant code onto the end of the unit code (e.g. for use of the Digital Keypad Lock on the **NML/3B**, use code **NML/3B/DKL**). An additional cost per unit will need to be added to the order. See individual pages for details.

Additionally, an Integrated Postal Slot can be specified using suffix **.../PST**. A Modular Locker Specification Form will need to be supplied with your order which will detail which doors require a postal slot. An additional cost per door will need to be added to the order. See page 268 for details.

For contrasting finishes on any or all the doors so it is different to the carcass, suffix **.../CON**. A Modular Locker Specification Form will need to be supplied with your order which will detail what finishes you require and where. If you decide to use one of the coloured MFC or Nanotech finishes, only available on door fronts, this can also be detailed on the Modular Locker Specification Form. An additional cost per door will need to be added to the order. See page 268 for details.

Once chosen, specify the length of the modular lockers top / bottom by suffixing the amount of modular lockers used onto the end of its code (e.g. when 3x modular lockers are specified, use code **NML/TB3**). See page 268 for details.

Important Information: Combination locks are designed to be operated without the use of a key. The key supplied with each locker is unique to the individual lock, identifiable by the serial number on both the key and on the internal lock. We recommend these are kept in a secure location and used for recovering the locking codes **ONLY** and not for general unlocking / locking.





# Storage

## Modular Lockers

<b>MFC:</b>	Available in Ash, Autumn Cherry, Beech, Chester Oak, English Walnut, Grey, Grey Nebraska Oak, Laurentii Wenge, Natural Nebraska Oak and White
<b>Coloured MFC:</b>	Available in Praline, Olive Green, Atlantic Blue, Sapphire Blue, Mustard Yellow, Terracotta and Conker Brown (2 Week Lead Time)
<b>Nanotech:</b>	Available in Black (2 Week Lead Time)
<b>Edging:</b>	Add £36 for Wenge and Black per top - Add £46 for Plywood Effect per top - Edging on 25mm White MFC and Black Nanotech only



NML/3A

### Modular Locker Unit with Single Door

- **Modular locker top / bottom required with this product (page 266).**
- Standard lead time. • 18mm top panel. • 1115h is including Modular Locker Top and Bottom.
- 1x lockable door with a clothing compartment and coat rail.
- Clothing internal compartment size is 360w x 462d x 1025h.

**MFC**

**NML/3A** - 1x 1050h Door - 400w x 500d x 1115h

**£316**

**Additional:** Add £0 for Standard Key Lock (No Suffix)  
Add £27 for Combination Lock (.../CL)  
Add £73 for Digital Keypad Lock (.../DKL)  
Add £80 for Public Access Lock (.../KL)

**Additional:** Add £25 per door for Postal Slots (.../PST)  
Add £0 per door for Standard MFC Contrasting Door Finish (.../CON)  
Add £25 per door for Coloured MFC Contrasting Door Finish (.../CON)  
Add £25 per door for Nanotech Contrasting Door Finish (.../CON)  
Further information required, contact Customer Services for specification form (page 268)



NML/3B

### Modular Locker Unit with 3x Individual Doors

- **Modular locker top / bottom required with this product (page 266).**
- Standard lead time. • 18mm top panel. • 1115h is including Modular Locker Top and Bottom.
- 3x lockable doors with individual compartments.
- Individual internal compartment sizes are 360w x 462d x 325h (min).

**MFC**

**NML/3B** - 3x 350h Doors - 400w x 500d x 1115h

**£453**

**Additional:** Add £0 for Standard Key Lock (No Suffix)  
Add £81 for Combination Lock (.../CL)  
Add £219 for Digital Keypad Lock (.../DKL)  
Add £240 for Public Access Lock (.../KL)

**Additional:** Add £25 per door for Postal Slots (.../PST)  
Add £0 per door for Standard MFC Contrasting Door Finish (.../CON)  
Add £25 per door for Coloured MFC Contrasting Door Finish (.../CON)  
Add £25 per door for Nanotech Contrasting Door Finish (.../CON)  
Further information required, contact Customer Services for specification form (page 268)



NML/3C

### Modular Locker Unit with 2x Individual Doors

- **Modular locker top / bottom required with this product (page 266).**
- Standard lead time. • 18mm top panel. • 1115h is including Modular Locker Top and Bottom.
- 1x lockable door with an individual compartment. • 1x lockable door with 2x compartments.
- Individual internal compartment sizes are 360w x 462d x 325h (min).

**MFC**

**NML/3C** - 1x 350h Door (Top) and 1x 700h Door (Bottom) - 400w x 500d x 1115h

**£408**

**NML/3D** - 1x 700h Door (Top) and 1x 350h Door (Bottom) - 400w x 500d x 1115h

**£408**

**Additional:** Add £0 for Standard Key Lock (No Suffix)  
Add £54 for Combination Lock (.../CL)  
Add £146 for Digital Keypad Lock (.../DKL)  
Add £160 for Public Access Lock (.../KL)

**Additional:** Add £25 per door for Postal Slots (.../PST)  
Add £0 per door for Standard MFC Contrasting Door Finish (.../CON)  
Add £25 per door for Coloured MFC Contrasting Door Finish (.../CON)  
Add £25 per door for Nanotech Contrasting Door Finish (.../CON)  
Further information required, contact Customer Services for specification form (page 268)



NML/3D

# Storage

## Modular Lockers

<b>MFC:</b>	Available in Ash, Autumn Cherry, Beech, Chester Oak, English Walnut, Grey, Grey Nebraska Oak, Laurentii Wenge, Natural Nebraska Oak and White
<b>Coloured MFC:</b>	Available in Praline, Olive Green, Atlantic Blue, Sapphire Blue, Mustard Yellow, Terracotta and Conker Brown (2 Week Lead Time)
<b>Nanotech:</b>	Available in Black (2 Week Lead Time)
<b>Edging:</b>	Add £36 for Wenge and Black per top - Add £46 for Plywood Effect per top - Edging on 25mm White MFC and Black Nanotech only



NML/4E

### Modular Locker Unit with Single Door

- **Modular locker top / bottom required with this product (page 266).**
- Standard lead time. • 18mm top panel. • 1465h is including Modular Locker Top and Bottom.
- 1x lockable door with an individual compartment and 1x clothing compartment and coat rail.
- Individual internal compartment size is 360w x 462d x 325h.
- Clothing internal compartment size is 360w x 462d x 1017h.

**MFC**

**NML/4E** - 1x 1400h Door - 400w x 500d x 1465h

**£394**

**Additional:** Add £0 for Standard Key Lock (No Suffix)  
Add £27 for Combination Lock (.../CL)  
Add £73 for Digital Keypad Lock (.../DKL)  
Add £80 for Public Access Lock (.../KL)

**Additional:** Add £25 per door for Postal Slots (.../PST)  
Add £0 per door for Standard MFC Contrasting Door Finish (.../CON)  
Add £25 per door for Coloured MFC Contrasting Door Finish (.../CON)  
Add £25 per door for Nanotech Contrasting Door Finish (.../CON)  
Further information required, contact Customer Services for specification form (page 268)



NML/4F

### Modular Locker Unit with 4x Individual Doors

- **Modular locker top / bottom required with this product (page 266).**
- Standard lead time. • 18mm top panel. • 1465h is including Modular Locker Top and Bottom.
- 4x lockable doors with individual compartments.
- Individual internal compartment sizes are 360w x 462d x 325h (min).

**MFC**

**NML/4F** - 4x 350h Doors - 400w x 500d x 1465h

**£565**

**Additional:** Add £0 for Standard Key Lock (No Suffix)  
Add £108 for Combination Lock (.../CL)  
Add £292 for Digital Keypad Lock (.../DKL)  
Add £320 for Public Access Lock (.../KL)

**Additional:** Add £25 per door for Postal Slots (.../PST)  
Add £0 per door for Standard MFC Contrasting Door Finish (.../CON)  
Add £25 per door for Coloured MFC Contrasting Door Finish (.../CON)  
Add £25 per door for Nanotech Contrasting Door Finish (.../CON)  
Further information required, contact Customer Services for specification form (page 268)



NML/4G

### Modular Locker Unit with 2x Individual Doors

- **Modular locker top / bottom required with this product (page 266).**
- Standard lead time. • 18mm top panel. • 1465h is including Modular Locker Top and Bottom.
- 2x lockable doors with 2x compartments each.
- Individual internal compartment sizes are 360w x 462d x 325h (min).

**MFC**

**NML/4G** - 2x 700h Doors - 400w x 500d x 1465h

**£475**

**Additional:** Add £0 for Standard Key Lock (No Suffix)  
Add £54 for Combination Lock (.../CL)  
Add £146 for Digital Keypad Lock (.../DKL)  
Add £160 for Public Access Lock (.../KL)

**Additional:** Add £25 per door for Postal Slots (.../PST)  
Add £0 per door for Standard MFC Contrasting Door Finish (.../CON)  
Add £25 per door for Coloured MFC Contrasting Door Finish (.../CON)  
Add £25 per door for Nanotech Contrasting Door Finish (.../CON)  
Further information required, contact Customer Services for specification form (page 268)

# Storage

## Modular Lockers

**MFC:** Available in Ash, Autumn Cherry, Beech, Chester Oak, English Walnut, Grey, Grey Nebraska Oak, Laurentii Wenge, Natural Nebraska Oak and White  
**Coloured MFC:** Available in Praline, Olive Green, Atlantic Blue, Sapphire Blue, Mustard Yellow, Terracotta and Conker Brown (2 Week Lead Time)  
**Nanotech:** Available in Black (2 Week Lead Time)  
**Edging:** Add £36 for Wenge and Black per top - Add £46 for Plywood Effect per top - Edging on 25mm White MFC and Black Nanotech only



NML/4H



NML/4J



NML/4K

### Modular Locker Unit with 3x Individual Doors

- **Modular locker top / bottom required with this product (page 266).**
- Standard lead time. • 18mm top panel. • 1465h is including Modular Locker Top and Bottom.
- 2x lockable doors with individual compartments. • 1x lockable door with 2x compartments.
- Individual internal compartment sizes are 360w x 462d x 325h (min).

**MFC**

<b>NML/4H</b>	- 2x 350h Doors (Top) and 1x 700h Door (Bottom)	- 400w x 500d x 1465h	_____	<b>£513</b>
<b>NML/4J</b>	- 2x 350h Doors (Top and Bottom) and 1x 700h Door (Middle)	- 400w x 500d x 1465h	_____	<b>£513</b>
<b>NML/4K</b>	- 1x 700h Door (Top) and 2x 350h Doors (Bottom)	- 400w x 500d x 1465h	_____	<b>£513</b>

**Additional:** Add £0 for Standard Key Lock (No Suffix)  
 Add £81 for Combination Lock (.../CL)  
 Add £219 for Digital Keypad Lock (.../DKL)  
 Add £240 for Public Access Lock (.../KL)

**Additional:** Add £25 per door for Postal Slots (.../PST)  
 Add £0 per door for Standard MFC Contrasting Door Finish (.../CON)  
 Add £25 per door for Coloured MFC Contrasting Door Finish (.../CON)  
 Add £25 per door for Nanotech Contrasting Door Finish (.../CON)  
 Further information required, contact Customer Services for specification form (page 268)



NML/4L



NML/4M

### Modular Locker Unit with 2x Individual Doors

- **Modular locker top / bottom required with this product (page 266).**
- Standard lead time. • 18mm top panel. • 1465h is including Modular Locker Top and Bottom.
- 1x lockable door with an individual compartment. • 1x lockable door with a clothing compartment and coat rail.
- Individual internal compartment sizes are 360w x 462d x 325h (min).
- Clothing internal compartment size is 360w x 462d x 1025h.

**MFC**

<b>NML/4L</b>	- 1x 350h Door (Top) and 1x 1050h Door (Bottom)	- 400w x 500d x 1465h	_____	<b>£486</b>
<b>NML/4M</b>	- 1x 1050h Door (Top) and 1x 350h Door (Bottom)	- 400w x 500d x 1465h	_____	<b>£486</b>

**Additional:** Add £0 for Standard Key Lock (No Suffix)  
 Add £54 for Combination Lock (.../CL)  
 Add £146 for Digital Keypad Lock (.../DKL)  
 Add £160 for Public Access Lock (.../KL)

**Additional:** Add £25 per door for Postal Slots (.../PST)  
 Add £0 per door for Standard MFC Contrasting Door Finish (.../CON)  
 Add £25 per door for Coloured MFC Contrasting Door Finish (.../CON)  
 Add £25 per door for Nanotech Contrasting Door Finish (.../CON)  
 Further information required, contact Customer Services for specification form (page 268)

# Storage

## Modular Lockers

**MFC:** Available in Ash, Autumn Cherry, Beech, Chester Oak, English Walnut, Grey, Grey Nebraska Oak, Laurentii Wenge, Natural Nebraska Oak and White  
**Coloured MFC:** Available in Praline, Olive Green, Atlantic Blue, Sapphire Blue, Mustard Yellow, Terracotta and Conker Brown (2 Week Lead Time)  
**Nanotech:** Available in Black (2 Week Lead Time)  
**Edging:** Add £36 for Wenge and Black per top - Add £46 for Plywood Effect per top - Edging on 25mm White MFC and Black Nanotech only



NML/5N

### Modular Locker Unit with 5x Individual Doors

- **Modular locker top / bottom required with this product (page 266).**
- Standard lead time. • 18mm top panel. • 1815h is including Modular Locker Top and Bottom.
- 5x lockable doors with individual compartments.
- Individual internal compartment sizes are 360w x 462d x 325h (min).

**MFC**

**NML/5N** - 5x 350h Doors - 400w x 500d x 1815h

**£677**

**Additional:** Add £0 for Standard Key Lock (No Suffix)  
 Add £135 for Combination Lock (.../CL)  
 Add £365 for Digital Keypad Lock (.../DKL)  
 Add £400 for Public Access Lock (.../KL)

**Additional:** Add £25 per door for Postal Slots (.../PST)  
 Add £0 per door for Standard MFC Contrasting Door Finish (.../CON)  
 Add £25 per door for Coloured MFC Contrasting Door Finish (.../CON)  
 Add £25 per door for Nanotech Contrasting Door Finish (.../CON)  
 Further information required, contact Customer Services for specification form (page 268)



## Locking Styles

Single User



### Standard Key Lock

Operated using a typical insert, turn and open design.

Multi-User



### Combination Lock

Operated using a 4 digit encryption. Once the lock has been programmed with the personal 4 digit code, further access can be achieved without the key (1x supplied).

Single User



### Digital Keypad Lock

Keyless locking solution, programmed using a battery operated digital keypad where users assign the security code to access the locker.

Multi-User



### Public Access Lock

Lockable with the use of an innovative digital lock that can be programmed with a 'Public Access' function. This forces the system to auto-unlock after a pre-set time frame (between 1 and 24 hours), eliminating the hassle of lost keys or abandoned belongings.

# Storage

## Modular Lockers

**MFC:** Available in Ash, Autumn Cherry, Beech, Chester Oak, English Walnut, Grey, Grey Nebraska Oak, Laurentii Wenge, Natural Nebraska Oak and White  
**Coloured MFC:** Available in Praline, Olive Green, Atlantic Blue, Sapphire Blue, Mustard Yellow, Terracotta and Conker Brown (2 Week Lead Time)  
**Nanotech:** Available in Black (2 Week Lead Time)  
**Edging:** Add £36 for Wenge and Black per top - Add £46 for Plywood Effect per top - Edging on 25mm White MFC and Black Nanotech only



NML/4F/CON

### Contrasting Door Finish

• Standard lead time. • 18mm top panel. • To apply a contrasting door to the carcass, suffix .../CON to your chosen unit and submit a Modular Locker Specification Form.

	Price
.../CON - Standard MFCs - Contrasting Door to the Carcass - Price per Door	-
.../CON - Coloured MFCs - Contrasting Door to the Carcass - Price per Door	£25
.../CON - Nanotech - Contrasting Door to the Carcass - Price per Door	£25



NML/4F/PST

### Modular Locker Postal Slot

• Standard lead time. • To apply a postal slot to any door, suffix .../PST to your chosen unit and submit a Modular Locker Specification Form. • Postal Slots are 25h.

	Price
.../PST - Postal Slot in a Door - Price per Door	£25



NML/TB4  
Illustrated in red

### Modular Locker Top and Bottom

• Standard lead time. • 25mm top panel. • Specify the modular locker top and bottom dependent of how many modular lockers you are using in a singular run.  
 • Both top and bottom single piece panels supplied. • Contrasting edging available on top panel only.

	MFC
NML/TB1 - For 1x Modular Locker - 400w x 500d	£159
NML/TB2 - For 2x Modular Lockers - 800w x 500d	£184
NML/TB3 - For 3x Modular Lockers - 1200w x 500d	£211
NML/TB4 - For 4x Modular Lockers - 1600w x 500d	£236
NML/TB5 - For 5x Modular Lockers - 2000w x 500d	£263
NML/TB6 - For 6x Modular Lockers - 2400w x 500d	£289



# Storage

## HotBox



HB2/UW

### Hotbox 2 Unit

- Standard lead time. • Main body in white with 2x utility pots. • Includes tablet strap.
- Fabric bib, fabric pen holder and accessories not included.

**HB2/UW** - 426w x 125d x 311h

**Price**

£102



HB2/B/BC

### Hotbox 2 Fabric Bib

- £63 surcharge on orders below 10 units.
- Standard lead time. • Individual fabric bibs to fix onto HB2/UW. • Hotbox 2 Unit not included.

**HB2/B/BC** - Camira Quest: Barnacle

£77

**HB2/B/LP** - Camira Quest: Limpet

£77

**HB2/B/PB** - Camira Quest: Pebble

£77

**HB2/B/SG** - Camira Quest: Sea Grass

£77

**HB2/B/BX** - Camira Main Line Flax: Brixton

£83

**HB2/B/EP** - Camira Main Line Flax: Epping

£83

**HB2/B/GW** - Camira Main Line Flax: Greenwich

£83

**HB2/B/SF** - Camira Main Line Flax: Stratford

£83



HB2/UW/GW

### HotBox 2 Unit with Fabric Bib

- £63 surcharge on orders below 10 units. • Standard lead time.
- Main body in white with 2x utility pots and fabric bib. • Fabric pen holder and accessories not included.

**HB2/UW/BC** - Camira Quest: Barnacle

£179

**HB2/UW/LP** - Camira Quest: Limpet

£179

**HB2/UW/PB** - Camira Quest: Pebble

£179

**HB2/UW/SG** - Camira Quest: Sea Grass

£179

**HB2/UW/BX** - Camira Main Line Flax: Brixton

£185

**HB2/UW/EP** - Camira Main Line Flax: Epping

£185

**HB2/UW/GW** - Camira Main Line Flax: Greenwich

£185

**HB2/UW/SF** - Camira Main Line Flax: Stratford

£185



HB2/SG

### Hotbox 2 Shoulder Strap

- Standard lead time. • Fixes onto the Hotbox 2 Unit and allows the unit to be carried with ease.

**HB2/SG** - Grey

£38

**HB2/SB** - Black

£38

## HotBox 2 Fabric Finishes


- The 8 finishes below are available on the HotBox 2 Units above.



Camira Quest:  
Barnacle



Camira Quest:  
Limpet



Camira Quest:  
Pebble



Camira Quest:  
Sea Grass



Camira Main Line  
Flax: Brixton



Camira Main Line  
Flax: Epping



Camira Main Line  
Flax: Greenwich



Camira Main Line  
Flax: Stratford

Whilst every effort has been made to ensure accurate colours are illustrated in this document, there may be a slight colour difference due to the printing process, therefore please refer to our colour sample swatches prior to ordering.

# Desk Mounted Screens

System, Acoustic and Contract



Desk mounted screens act as a division between multiple users, adding a degree of privacy if required. The portfolio provides compatible desk mounted screens in several styles, for all desking ranges manufactured by Elite Office Furniture. The options include frameless and aluminium trim panels, manufactured from acrylic, MFC, or with an upholstered finish. A range of acoustic screens certified to Class B International Standards, ISO 354:2003, ISO11654:1997, ISO9613 & ISO9613-1:1993, are available for over desk applications.



# Screens

## Desk Mounted Screens for Specific Ranges

### Progress Plus Desk Mounted Screens

- System Screen with Optional Management Rail.
- Acoustic Screen.
- Contract Screen.
- Blade Screen Panel.
- See page 28-30.



PPSS16F

### Progress Desk Mounted Screens

- System Screen with Optional Management Rail.
- Acoustic Screen.
- Blade Screen Panel.
- See page 37-39.



PSS16F

### Progress Lite Desk Mounted Screens

- System Screen with Optional Management Rail.
- Acoustic Screen.
- See page 42.



PLSS16F

### Linnea Elevate Desk Mounted Screens

- System Screen with Optional Management Rail.
- Acoustic Screen.
- See page 46-47.



LESS16F

### Lux Desk Mounted Screens

- Acoustic Screen.
- See page 57.



AELUXSS1150F

### Linnea Desk Mounted Screens

- System Screen with Optional Management Rail.
- Acoustic Screen.
- Contract Screen.
- Flexible Return Contract Screen.
- Flexible Return Glazed Screen.
- See page 73-77.



ELSS16F

### Matrix Plus Desk Mounted Screens

- System Screen with Optional Management Rail.
- Acoustic Screen.
- Flexible Return Contract Screen.
- Contract Screen.
- See page 87-90.



ELSS16F

### Call Centre Desk Mounted Screens

- System Screen.
- Acoustic Screen.
- Contract Screen.
- See page 132.



ECCSSC/F

### Alto, Harmony and Loco Desk Mounted Screens

- Flexible Return Contract Screen.
- See page 186.



ECSFR6F/D

### Hygiene Protection Screens

- Desk Mounted.
- Screen Mounted.
- Free Standing.
- Floor Standing.
- See Elites HPS Price Guide.



ELHPS16




# Screens

## Desk Mounted System Screens

<b>Fabric:</b>	Fully upholstered with pinnable surface - See below for pricing groups		
<b>Acrylic:</b>	Available in Blue, Green, Orange, Red, Frosted and Clear		
<b>MFC:</b>	Available in Ash, Autumn Cherry, Beech, Chester Oak, English Walnut, Grey, Grey Nebraska Oak, Laurentii Wenge, Natural Nebraska Oak and White		
<b>Metalwork:</b>	Add 0% for Anodised Silver, Black Graphite and White		
<b>Fabric Groups:</b>	Add £0 for Group 1	- Add £13 for Group 2	- Add £26 for Group 3
	Add £52 for Group 5	- Add £65 for Group 6	- Add £78 for Group 7



ESS16F



Fabric, Acrylic and MFC Finishes

### Elite Desk Mounted System Screen for Single Workstations

- Standard lead time.
- Straight dividing screens with aluminium trim and optional management rail.
- Screen is bracketed to the outer edge of the desk top.
- Available as Hygiene Protection Screens and add-ons (see HPS Guide).
- Optional screen mounted accessories available (page 299).

#### Straight System Screen

		Fabric Group 1	Acrylic	MFC
<b>ESS20...</b>	- 1973w x 27d x 375h	£494	£494	£446
<b>ESS18...</b>	- 1773w x 27d x 375h	£467	£467	£425
<b>ESS16...</b>	- 1573w x 27d x 375h	£428	£428	£390
<b>ESS15...</b>	- 1473w x 27d x 375h	£413	£413	£375
<b>ESS14...</b>	- 1373w x 27d x 375h	£398	£398	£361
<b>ESS12...</b>	- 1173w x 27d x 375h	£362	£362	£329
<b>ESS10...</b>	- 973w x 27d x 375h	£342	£342	£311
<b>ESS8...</b>	- 773w x 27d x 375h	£329	£329	£293

#### Straight System Screen with Management Rail

<b>ESS20M...</b>	- 1973w x 27d x 375h	£664	£664	£598
<b>ESS18M...</b>	- 1773w x 27d x 375h	£622	£622	£564
<b>ESS16M...</b>	- 1573w x 27d x 375h	£574	£574	£522
<b>ESS15M...</b>	- 1473w x 27d x 375h	£540	£540	£502
<b>ESS14M...</b>	- 1373w x 27d x 375h	£505	£505	£479
<b>ESS12M...</b>	- 1173w x 27d x 375h	£470	£470	£425
<b>ESS10M...</b>	- 973w x 27d x 375h	£428	£428	£387
<b>ESS8M...</b>	- 773w x 27d x 375h	£398	£398	£368

<b>Finishes:</b>	Fabric System Screens with or without Management Rail (suffix ...F) Acrylic System Screens with or without Management Rail (suffix ...A) MFC System Screens without Management Rail (suffix ...MFC) MFC System Screens with Management Rail (suffix .../MFC)
<b>Compatibility:</b>	For use <b>without</b> Power Modules and Monitor Arms with brackets (no suffix) For use <b>with</b> Power Modules and Monitor Arms with brackets (creates a minimum 12mm void) (suffix .../V)
<b>Additional:</b>	£80 optional 4 way link post (ELP375)



ESSC16F



Fabric and MFC Finishes

### Elite Desk Mounted System Screen for Single Workstations

- Standard lead time.
- Curved or wave dividing screens with aluminium trim.
- Screen is bracketed to the outer edge of the desk top.

#### Curved System Screen

		Fabric Group 1	MFC
<b>ESSC20</b>	- 1973w x 27d x 375h	£560	£512
<b>ESSC18</b>	- 1773w x 27d x 375h	£526	£484
<b>ESSC16</b>	- 1573w x 27d x 375h	£488	£453
<b>ESSC14</b>	- 1373w x 27d x 375h	£458	£420
<b>ESSC12</b>	- 1173w x 27d x 375h	£428	£393
<b>ESSC10</b>	- 973w x 27d x 375h	£398	£366
<b>ESSC8</b>	- 773w x 27d x 375h	£368	£342

#### Wave System Screen

<b>ESSW20</b>	- 1973w x 27d x 375h	£560	£512
<b>ESSW18</b>	- 1773w x 27d x 375h	£526	£484
<b>ESSW16</b>	- 1573w x 27d x 375h	£488	£453
<b>ESSW14</b>	- 1373w x 27d x 375h	£458	£420
<b>ESSW12</b>	- 1173w x 27d x 375h	£428	£393
<b>ESSW10</b>	- 973w x 27d x 375h	£398	£366
<b>ESSW8</b>	- 773w x 27d x 375h	£368	£342

<b>Finishes:</b>	Fabric System Screens (suffix ...F) MFC System Screens (suffix ...MFC)
<b>Compatibility:</b>	For use <b>without</b> Power Modules and Monitor Arms with brackets (no suffix) For use <b>with</b> Power Modules and Monitor Arms with brackets (creates a minimum 12mm void) (suffix .../V)
<b>Additional:</b>	£80 optional 4 way link post (ELP375)


# Screens

## Desk Mounted System Screens

<b>Fabric:</b>	Fully upholstered with pinnable surface - See below for pricing groups		
<b>Acrylic:</b>	Available in Blue, Green, Orange, Red, Frosted and Clear		
<b>MFC:</b>	Available in Ash, Autumn Cherry, Beech, Chester Oak, English Walnut, Grey, Grey Nebraska Oak, Laurentii Wenge, Natural Nebraska Oak and White		
<b>Metalwork:</b>	Add 0% for Anodised Silver, Black Graphite and White		
<b>Fabric Groups:</b>	Add £0 for Group 1	- Add £13 for Group 2	- Add £26 for Group 3
	Add £52 for Group 5	- Add £65 for Group 6	- Add £78 for Group 7



ESS120/12F



Fabric, Acrylic and MFC Finishes

### Elite Desk Mounted System Screen for 120 Degree Workstations

- Standard lead time. • 3 way link post is required (ELP375/120).
- Straight dividing screens with aluminium trim and optional management rail.
- Screen is fixed to the link post at one end and is bracketed to the leg frame at the other end.
- Available as Hygiene Protection Screens and add-ons (see HPS Guide).
- Optional screen mounted accessories available (page 299).

#### Straight System Screen

		Fabric Group 1	Acrylic	MFC
ESS120/12...	- 1179w x 27d x 375h	£362	£362	£329
ESS120/10...	- 979w x 27d x 375h	£342	£342	£311

#### Straight System Screen with Management Rail

ESS120/12M...	- 1179w x 27d x 375h	£470	£470	£425
ESS120/10M...	- 979w x 27d x 375h	£428	£428	£387

**Finishes:** Fabric System Screens with or without Management Rail (suffix ...F)  
Acrylic System Screens with or without Management Rail (suffix ...A)  
MFC System Screens without Management Rail (suffix ...MFC)  
MFC System Screens with Management Rail (suffix .../MFC)

**Additional:** £80 3 way link post is required (ELP375/120)



ESSC120/12F



Fabric and MFC Finishes

### Elite Desk Mounted System Screen for 120 Degree Workstations

- Standard lead time. • 3 way link post is required (ELP375/120).
- Curved and wave dividing screens with aluminium trim.
- Screen is fixed to the link post at one end and is bracketed to the leg frame at the other end.

#### Curved System Screen

		Fabric Group 1	MFC
ESSC120/12...	- 1179w x 27d x 375h	£428	£393
ESSC120/10...	- 979w x 27d x 375h	£398	£366

#### Wave System Screen

ESSW120/12...	- 1179w x 27d x 375h	£428	£393
ESSW120/10...	- 979w x 27d x 375h	£398	£366

**Finishes:** Fabric System Screens (suffix ...F)  
MFC System Screens (suffix ...MFC)

**Additional:** £80 3 way link post is required (ELP375/120)

# Screens


## Desk Mounted System Screens

**Fabric:** Fully upholstered with pinnable surface - See below for pricing groups  
**Acrylic:** Available in Blue, Green, Orange, Red, Frosted and Clear  
**MFC:** Available in Ash, Autumn Cherry, Beech, Chester Oak, English Walnut, Grey, Grey Nebraska Oak, Laurentii Wenge, Natural Nebraska Oak and White  
**Metalwork:** Add 0% for Anodised Silver, Black Graphite and White

**Fabric Groups:** Add £0 for Group 1 - Add £13 for Group 2 - Add £26 for Group 3 - Add £39 for Group 4  
 Add £52 for Group 5 - Add £65 for Group 6 - Add £78 for Group 7



ESSMR16F



Fabric, Acrylic and MFC Finishes

### Elite Desk Mounted Mid Return System Screen for Workstations Desks

- Standard lead time. • 4 way link post is required (ELP375).
- Straight dividing screens with aluminium trim and optional management rail.
- Screen is fixed to the link post at one end and uses a metal blade between the desk tops to fix its position.
- Available as Hygiene Protection Screens and add-ons (see HPS Guide).
- Optional screen mounted accessories available (page 299).

#### Straight System Screen

		Fabric Group 1	Acrylic	MFC
ESSMR18...	- 1773w x 27d x 375h	£467	£467	£425
ESSMR16...	- 1573w x 27d x 375h	£428	£428	£390
ESSMR14...	- 1373w x 27d x 375h	£398	£398	£361
ESSMR12...	- 1173w x 27d x 375h	£362	£362	£329
ESSMR10...	- 973w x 27d x 375h	£342	£342	£311
ESSMR8...	- 773w x 27d x 375h	£329	£329	£293
ESSMR6...	- 573w x 27d x 375h	£314	£314	£279

#### Straight System Screen with Management Rail

ESSMR18M...	- 1773w x 27d x 375h	£622	£622	£564
ESSMR16M...	- 1573w x 27d x 375h	£574	£574	£522
ESSMR14M...	- 1373w x 27d x 375h	£505	£505	£479
ESSMR12M...	- 1173w x 27d x 375h	£470	£470	£425
ESSMR10M...	- 973w x 27d x 375h	£428	£428	£387
ESSMR8M...	- 773w x 27d x 375h	£413	£413	£368
ESSMR6M...	- 573w x 27d x 375h	£398	£398	£352

**Finishes:** Fabric System Screens with or without Management Rail (suffix ...F)  
 Acrylic System Screens with or without Management Rail (suffix ...A)  
 MFC System Screens without Management Rail (suffix ...MFC)  
 MFC System Screens with Management Rail (suffix .../MFC)

**Additional:** £80 4 way link post is required (ELP375)



ESSMRC8F



Fabric and MFC Finishes

### Elite Desk Mounted Mid Return System Screen for Workstations Desks

- Standard lead time. • 4 way link post is required (ELP375). • Curved or wave dividing screens with aluminium trim.
- Screen is fixed to the link post at one end and uses a metal blade between the desk tops to fix its position.

#### Curved System Screen

		Fabric Group 1	MFC
ESSMRC18...	- 1773w x 27d x 375h	£526	£484
ESSMRC16...	- 1573w x 27d x 375h	£488	£453
ESSMRC14...	- 1373w x 27d x 375h	£458	£420
ESSMRC12...	- 1173w x 27d x 375h	£428	£393
ESSMRC10...	- 973w x 27d x 375h	£398	£366
ESSMRC8...	- 773w x 27d x 375h	£368	£342

#### Wave System Screen

ESSMRW18...	- 1773w x 27d x 375h	£526	£484
ESSMRW16...	- 1573w x 27d x 375h	£488	£453
ESSMRW14...	- 1373w x 27d x 375h	£458	£420
ESSMRW12...	- 1173w x 27d x 375h	£428	£393
ESSMRW10...	- 973w x 27d x 375h	£398	£366
ESSMRW8...	- 773w x 27d x 375h	£368	£342

**Finishes:** Fabric System Screens (suffix ...F)  
 MFC System Screens (suffix ...MFC)

**Additional:** £80 4 way link post is required (ELP375)

# Screens


## Desk Mounted System Screens

**Fabric:** Fully upholstered with pinnable surface - See below for pricing groups  
**Acrylic:** Available in Blue, Green, Orange, Red, Frosted and Clear  
**MFC:** Available in Ash, Autumn Cherry, Beech, Chester Oak, English Walnut, Grey, Grey Nebraska Oak, Laurentii Wenge, Natural Nebraska Oak and White  
**Metalwork:** Add 0% for Anodised Silver, Black Graphite and White

**Fabric Groups:** Add £0 for Group 1 - Add £13 for Group 2 - Add £26 for Group 3 - Add £39 for Group 4  
 Add £52 for Group 5 - Add £65 for Group 6 - Add £78 for Group 7



ESSER16F



Fabric, Acrylic and MFC Finishes

### Elite Desk Mounted End Return System Screen for Workstations Desks

- Standard lead time. • 4 way link post is required (ELP375).
- Straight dividing screens with aluminium trim and optional management rail.
- Screen is fixed to the link post at one end and is bracketed to the desk tops at the other.
- Available as Hygiene Protection Screens and add-ons (see HPS Guide).
- Optional screen mounted accessories available (page 299).

#### Straight System Screen

		Fabric Group 1	Acrylic	MFC
ESSER18...	- 1773w x 27d x 375h	£467	£467	£425
ESSER16...	- 1573w x 27d x 375h	£428	£428	£390
ESSER14...	- 1373w x 27d x 375h	£398	£398	£361
ESSER12...	- 1173w x 27d x 375h	£362	£362	£329
ESSER10...	- 973w x 27d x 375h	£342	£342	£311
ESSER8...	- 773w x 27d x 375h	£329	£329	£293
ESSER6...	- 573w x 27d x 375h	£314	£314	£279

#### Straight System Screen with Management Rail

ESSER18M...	- 1773w x 27d x 375h	£622	£622	£564
ESSER16M...	- 1573w x 27d x 375h	£574	£574	£522
ESSER14M...	- 1373w x 27d x 375h	£505	£505	£479
ESSER12M...	- 1173w x 27d x 375h	£470	£470	£425
ESSER10M...	- 973w x 27d x 375h	£428	£428	£387
ESSER8M...	- 773w x 27d x 375h	£413	£413	£368
ESSER6M...	- 573w x 27d x 375h	£398	£398	£352

**Finishes:** Fabric System Screens with or without Management Rail (suffix ...F)  
 Acrylic System Screens with or without Management Rail (suffix ...A)  
 MFC System Screens without Management Rail (suffix ...MFC)  
 MFC System Screens with Management Rail (suffix .../MFC)

**Additional:** £80 4 way link post is required (ELP375)



ESSERC16F



Fabric and MFC Finishes

### Elite Desk Mounted End Return System Screen for Workstations Desks

- Standard lead time. • 4 way link post is required (ELP375). • Curved or wave dividing screens with aluminium trim.
- Screen is fixed to the link post at one end and is bracketed to the desk tops at the other.

#### Curved System Screen

		Fabric Group 1	MFC
ESSERC18...	- 1773w x 27d x 375h	£526	£484
ESSERC16...	- 1573w x 27d x 375h	£488	£453
ESSERC14...	- 1373w x 27d x 375h	£458	£420
ESSERC12...	- 1173w x 27d x 375h	£428	£393
ESSERC10...	- 973w x 27d x 375h	£398	£366
ESSERC8...	- 773w x 27d x 375h	£368	£342

#### Wave System Screen

ESSERW18...	- 1773w x 27d x 375h	£526	£484
ESSERW16...	- 1573w x 27d x 375h	£488	£453
ESSERW14...	- 1373w x 27d x 375h	£458	£420
ESSERW12...	- 1173w x 27d x 375h	£428	£393
ESSERW10...	- 973w x 27d x 375h	£398	£366
ESSERW8...	- 773w x 27d x 375h	£368	£342

**Finishes:** Fabric System Screens (suffix ...F)  
 MFC System Screens (suffix ...MFC)

**Additional:** £80 4 way link post is required (ELP375)


# Screens

## Desk Mounted System and Acoustic Screens

<b>Fabric:</b>	Fully upholstered with pinnable surface - See below for pricing groups		
<b>Acrylic:</b>	Available in Blue, Green, Orange, Red, Frosted and Clear		
<b>MFC:</b>	Available in Ash, Autumn Cherry, Beech, Chester Oak, English Walnut, Grey, Grey Nebraska Oak, Laurentii Wenge, Natural Nebraska Oak and White		
<b>Metalwork:</b>	Add 0% for Anodised Silver, Black Graphite and White		
<b>Fabric Groups:</b>	Add £0 for Group 1	- Add £13 for Group 2	- Add £26 for Group 3
	Add £52 for Group 5	- Add £65 for Group 6	- Add £78 for Group 7



ESSPR16F



Fabric, Acrylic and MFC Finishes

### Elite Desk Mounted Ped Return System Screen for Workstations Desks

- Standard lead time. • 4 way link post is required (ELP375).
- Straight dividing screens with aluminium trim and optional management rail.
- Screen is fixed to the link post at one end and is bracketed to the desk tops at the other before the pedestal.
- Available as Hygiene Protection Screens and add-ons (see HPS Guide).
- Optional screen mounted accessories available (page 299).

		<b>Fabric Group 1</b>	<b>Acrylic</b>	<b>MFC</b>
Straight System Screen				
<b>ESSPR16...</b>	- 1592w x 27d x 375h	£428	£428	£390
Straight System Screen with Management Rail				
<b>ESSPR16M...</b>	- 1592w x 27d x 375h	£574	£574	£522

**Finishes:** Fabric System Screens with or without Management Rail (suffix ...F)  
Acrylic System Screens with or without Management Rail (suffix ...A)  
MFC System Screens without Management Rail (suffix ...MFC)  
MFC System Screens with Management Rail (suffix .../MFC)

**Additional:** £80 4 way link post is required (ELP375)



ESSPRC16F



Fabric and MFC Finishes

### Elite Desk Mounted Ped Return System Screen for Workstations Desks

- Standard lead time. • 4 way link post is required (ELP375).
- Curved and wave dividing screens with aluminium trim.
- Screen is fixed to the link post at one end and is bracketed to the desk tops at the other before the pedestal.

		<b>Fabric Group 1</b>	<b>MFC</b>
Curved System Screen			
<b>ESSPRC16...</b>	- 1592w x 27d x 375h	£488	£453
Wave System Screen			
<b>ESSPRW16...</b>	- 1592w x 27d x 375h	£488	£453

**Finishes:** Fabric System Screens (suffix ...F)  
MFC System Screens (suffix ...MFC)

**Additional:** £80 4 way link post is required (ELP375)



AESS16F



Fabric Finish

### Elite Desk Mounted Acoustic Screen for Workstations Desks

- Standard lead time. • Straight dividing screens faced with 6mm polyester fibre insulation board.
- Screen is bracketed to the outer edge of the desk top. • Link post not required.
- Available as Hygiene Protection Screens and add-ons (see HPS Guide).
- Class B certified in accordance with International Standards: ISO 354:2003, ISO 11654:1997 and ISO 9613-1:1993

		<b>Fabric Group 1</b>
Straight Acoustic Screen		
<b>AESS20F</b>	- 1973w x 38d x 375h	£620
<b>AESS18F</b>	- 1773w x 38d x 375h	£585
<b>AESS16F</b>	- 1573w x 38d x 375h	£537
<b>AESS14F</b>	- 1373w x 38d x 375h	£500
<b>AESS12F</b>	- 1173w x 38d x 375h	£455
<b>AESS10F</b>	- 973w x 38d x 375h	£430
<b>AESS8F</b>	- 773w x 38d x 375h	£399

**Compatibility:** For use without Power Modules and Monitor Arms with brackets (no suffix)  
For use with Power Modules and Monitor Arms with brackets (creates a minimum 12mm void) (suffix .../V)

# Screens

## Desk Mounted Contract Screens

**Fabric:** Fully upholstered non-pinnable surface - See below for pricing groups

**Fabric Groups:** Add £0 for Group 1 - Add £13 for Group 2 - Add £26 for Group 3 - Add £39 for Group 4  
Add £42 for Group 5 - Add £65 for Group 6 - Add £78 for Group 7



ECS16F



Fabric Finish

### Elite Desk Mounted Contract Screen for Single Workstations

- Standard lead time. • Straight, curved and wave dividing screens.
- Screen is bracketed to the outer edge of the desk top. • Link post not required.
- Available as Hygiene Protection Screens and add-ons (see HPS Guide).

#### Straight Contract Screen

<b>ECS18F...</b> - 1770w x 27d x 375h	_____	£301
<b>ECS16F...</b> - 1570w x 27d x 375h	_____	£290
<b>ECS14F...</b> - 1370w x 27d x 375h	_____	£276
<b>ECS12F...</b> - 1170w x 27d x 375h	_____	£263
<b>ECS10F...</b> - 970w x 27d x 375h	_____	£248
<b>ECS8F...</b> - 770w x 27d x 375h	_____	£237

#### Curved Contract Screen

<b>ECSC18F...</b> - 1770w x 27d x 375h	_____	£363
<b>ECSC16F...</b> - 1570w x 27d x 375h	_____	£349
<b>ECSC14F...</b> - 1370w x 27d x 375h	_____	£334
<b>ECSC12F...</b> - 1170w x 27d x 375h	_____	£321
<b>ECSC10F...</b> - 970w x 27d x 375h	_____	£311
<b>ECSC8F...</b> - 770w x 27d x 375h	_____	£301

#### Wave Contract Screen

<b>ECSW18F...</b> - 1770w x 27d x 375h	_____	£363
<b>ECSW16F...</b> - 1570w x 27d x 375h	_____	£349
<b>ECSW14F...</b> - 1370w x 27d x 375h	_____	£334
<b>ECSW12F...</b> - 1170w x 27d x 375h	_____	£321
<b>ECSW10F...</b> - 970w x 27d x 375h	_____	£311
<b>ECSW8F...</b> - 770w x 27d x 375h	_____	£301

**Compatibility:** For use with back to back single desks (no suffix)  
For use with stand alone single desks (suffix **.../X**)  
For use **without** Power Modules and Monitor Arms with brackets (no suffix)  
For use **with** Power Modules and Monitor Arms with brackets (creates a minimum 12mm void) (suffix **.../V**)



# Screens

## Desk Mounted Contract Screens

**Fabric:** Fully upholstered non-pinnable surface - See below for pricing groups  
**Metalwork:** Add 0% for Anodised Silver, Black Graphite and White

**Fabric Groups:** Add £0 for Group 1 - Add £13 for Group 2 - Add £26 for Group 3 - Add £39 for Group 4  
 Add £42 for Group 5 - Add £65 for Group 6 - Add £78 for Group 7



ECS120/12F



Fabric Finish

### Elite Desk Mounted 120 Degree Contract Screen for 120 Degree Workstations

- Standard lead time. • Straight, curved and wave dividing screens.
- Screen is bracketed to the outer edge of the desk tops. • Link post not required.
- Available as Hygiene Protection Screens and add-ons (see HPS Guide).

#### Straight Contract Screen

<b>ECS120/12F...</b> - 1185w x 27d x 375h	_____	<b>£263</b>
<b>ECS120/10F...</b> - 985w x 27d x 375h	_____	<b>£248</b>

#### Curved Contract Screen

<b>ECSC120/12F...</b> - 1185w x 27d x 375h	_____	<b>£321</b>
<b>ECSC120/10F...</b> - 985w x 27d x 375h	_____	<b>£311</b>

#### Wave Contract Screen

<b>ECSW120/12F...</b> - 1185w x 27d x 375h	_____	<b>£321</b>
<b>ECSW120/10F...</b> - 985w x 27d x 375h	_____	<b>£311</b>

**Compatibility:** For use with back to back single desks (no suffix)  
 For use with stand alone single desks (suffix **.../X**)

**Fabric Group 1**



ECS16F



Fabric Finish

### Elite Desk Mounted Ped Return Contract Screen for Single Workstations

- Standard lead time. • Straight, curved and wave dividing screens.
- Screen is bracketed to the outer edge of the desk tops before the pedestal. • Link post not required.
- Available as Hygiene Protection Screens and add-ons (see HPS Guide).

#### Straight Contract Screen

<b>ECSPR18F...</b> - 1790w x 27d x 375h	_____	<b>£301</b>
<b>ECSPR16F...</b> - 1590w x 27d x 375h	_____	<b>£290</b>
<b>ECSPR14F...</b> - 1390w x 27d x 375h	_____	<b>£276</b>
<b>ECSPR12F...</b> - 1190w x 27d x 375h	_____	<b>£263</b>
<b>ECSPR10F...</b> - 990w x 27d x 375h	_____	<b>£248</b>

#### Curved Contract Screen

<b>ECSPRC18F...</b> - 1790w x 27d x 375h	_____	<b>£363</b>
<b>ECSPRC16F...</b> - 1590w x 27d x 375h	_____	<b>£349</b>
<b>ECSPRC14F...</b> - 1390w x 27d x 375h	_____	<b>£334</b>
<b>ECSPRC12F...</b> - 1190w x 27d x 375h	_____	<b>£321</b>
<b>ECSPRC10F...</b> - 990w x 27d x 375h	_____	<b>£311</b>

#### Wave Contract Screen

<b>ECSPRW18F...</b> - 1790w x 27d x 375h	_____	<b>£363</b>
<b>ECSPRW16F...</b> - 1590w x 27d x 375h	_____	<b>£349</b>
<b>ECSPRW14F...</b> - 1390w x 27d x 375h	_____	<b>£334</b>
<b>ECSPRW12F...</b> - 1190w x 27d x 375h	_____	<b>£321</b>
<b>ECSPRW10F...</b> - 990w x 27d x 375h	_____	<b>£311</b>

**Compatibility:** For use with back to back single desks (no suffix)  
 For use with stand alone single desks (suffix **.../X**)

**Fabric Group 1**

## Floor Standing Screens

System, Hygiene Protection, Oases, Park and Hush



Floor standing screens are an excellent way to break up working environments, maximising the functionality of the space and surroundings. A range of floor standing screens are available to segregate open areas into flexible work environments that can be reconfigured easily, as the requirement of the space changes. The acoustic properties of the panels support the reduction of noise pollution and transfer to other areas.





# Screens

## Floor Standing System Screens

2 Week Lead Time

**Fabric:** Fully upholstered with pinnable surface - See below for pricing groups  
**MFC:** Available in Ash, Autumn Cherry, Beech, Chester Oak, English Walnut, Grey, Grey Nebraska Oak, Laurentii Wenge, Natural Nebraska Oak and White  
**Metalwork:** Add 0% for Anodised Silver, Black Graphite and White

**Fabric Groups:** Add £0 for Group 1 - Add £13 for Group 2 - Add £26 for Group 3 - Add £39 for Group 4  
 Add £52 for Group 5 - Add £65 for Group 6 - Add £78 for Group 7



EFSS16/15F



Fabric and MFC Finishes

### Elite Floor Standing System Screen

- 2 week lead time.
- Straight floor standing screens with aluminium trim and optional management rail.
- Screen is fixed to the link post at either end or support foot can be used for stability.
- Optional 4 and 3 way link posts available (page 283).
- Optional support foot available (page 283).
- Available as Hygiene Protection Screens (see HPS Guide).
- Optional screen mounted accessories available (page 299).

#### Straight System Screen

		Fabric Group 1	MFC
<b>EFSS16/17...</b>	- 1573w x 27d x 1700h	£847	£760
<b>EFSS14/17...</b>	- 1373w x 27d x 1700h	£776	£699
<b>EFSS12/17...</b>	- 1173w x 27d x 1700h	£715	£644
<b>EFSS10/17...</b>	- 973w x 27d x 1700h	£643	£579
<b>EFSS8/17...</b>	- 773w x 27d x 1700h	£602	£543
<b>EFSS18/15...</b>	- 1773w x 27d x 1500h	£856	£768
<b>EFSS16/15...</b>	- 1573w x 27d x 1500h	£788	£710
<b>EFSS14/15...</b>	- 1373w x 27d x 1500h	£741	£666
<b>EFSS12/15...</b>	- 1173w x 27d x 1500h	£674	£608
<b>EFSS10/15...</b>	- 973w x 27d x 1500h	£622	£558
<b>EFSS8/15...</b>	- 773w x 27d x 1500h	£570	£512
<b>EFSS18/13...</b>	- 1773w x 27d x 1300h	£784	£707
<b>EFSS16/13...</b>	- 1573w x 27d x 1300h	£731	£657
<b>EFSS14/13...</b>	- 1373w x 27d x 1300h	£687	£621
<b>EFSS12/13...</b>	- 1173w x 27d x 1300h	£630	£568
<b>EFSS10/13...</b>	- 973w x 27d x 1300h	£575	£518
<b>EFSS8/13...</b>	- 773w x 27d x 1300h	£540	£488
<b>EFSS18/11...</b>	- 1773w x 27d x 1115h	£700	£630
<b>EFSS16/11...</b>	- 1573w x 27d x 1115h	£666	£598
<b>EFSS14/11...</b>	- 1373w x 27d x 1115h	£642	£578
<b>EFSS12/11...</b>	- 1173w x 27d x 1115h	£588	£529
<b>EFSS10/11...</b>	- 973w x 27d x 1115h	£540	£488
<b>EFSS8/11...</b>	- 773w x 27d x 1115h	£505	£455

#### Straight System Screen with Management Rail

<b>EFSS18/13M...</b>	- 1773w x 27d x 1300h	£893	£805
<b>EFSS16/13M...</b>	- 1573w x 27d x 1300h	£865	£780
<b>EFSS14/13M...</b>	- 1373w x 27d x 1300h	£822	£742
<b>EFSS12/13M...</b>	- 1173w x 27d x 1300h	£745	£670
<b>EFSS10/13M...</b>	- 973w x 27d x 1300h	£683	£612
<b>EFSS8/13M...</b>	- 773w x 27d x 1300h	£611	£553
<b>EFSS18/11M...</b>	- 1773w x 27d x 1115h	£865	£780
<b>EFSS16/11M...</b>	- 1573w x 27d x 1115h	£815	£731
<b>EFSS14/11M...</b>	- 1373w x 27d x 1115h	£767	£690
<b>EFSS12/11M...</b>	- 1173w x 27d x 1115h	£709	£638
<b>EFSS10/11M...</b>	- 973w x 27d x 1115h	£644	£582
<b>EFSS8/11M...</b>	- 773w x 27d x 1115h	£555	£497

**Finishes:** Fabric System Screens with or without Management Rail (suffix ...F)  
 MFC System Screens without Management Rail (suffix ...MFC)  
 MFC System Screens with Management Rail (suffix .../MFC)

**Additional:** Optional 4 way link post (EFLP..., page 283)

# Screens

## Floor Standing System Screens

2 Week Lead Time

**Fabric:** Fully upholstered with pinnable surface - See below for pricing groups  
**MFC:** Available in Ash, Autumn Cherry, Beech, Chester Oak, English Walnut, Grey, Grey Nebraska Oak, Laurentii Wenge, Natural Nebraska Oak and White  
**Metalwork:** Add 0% for Anodised Silver, Black Graphite and White

**Fabric Groups:** Add £0 for Group 1 - Add £13 for Group 2 - Add £26 for Group 3 - Add £39 for Group 4  
 Add £42 for Group 5 - Add £65 for Group 6 - Add £78 for Group 7



EFSS16/15F/C



Fabric and MFC Finishes

### Elite Floor Standing System Screen

- 2 week lead time.
- Curved and wave floor standing screens with aluminium trim.
- Screen is fixed to the link post at either end or support foot can be used for stability.
- Optional 4 and 3 way link posts available (page 277).
- Optional support foot available (page 283).

### Curved and Wave System Screen

		Fabric Group 1	MFC
<b>EFSS16/17...</b>	- 1573w x 27d x 1700h	£821	£739
<b>EFSS14/17...</b>	- 1373w x 27d x 1700h	£755	£682
<b>EFSS12/17...</b>	- 1173w x 27d x 1700h	£691	£624
<b>EFSS10/17...</b>	- 973w x 27d x 1700h	£630	£568
<b>EFSS18/15...</b>	- 1773w x 27d x 1500h	£851	£766
<b>EFSS16/15...</b>	- 1573w x 27d x 1500h	£780	£701
<b>EFSS14/15...</b>	- 1373w x 27d x 1500h	£726	£653
<b>EFSS12/15...</b>	- 1173w x 27d x 1500h	£665	£597
<b>EFSS10/15...</b>	- 973w x 27d x 1500h	£598	£539
<b>EFSS18/13...</b>	- 1773w x 27d x 1300h	£791	£714
<b>EFSS16/13...</b>	- 1573w x 27d x 1300h	£735	£663
<b>EFSS14/13...</b>	- 1373w x 27d x 1300h	£687	£621
<b>EFSS12/13...</b>	- 1173w x 27d x 1300h	£630	£568
<b>EFSS10/13...</b>	- 973w x 27d x 1300h	£578	£519
<b>EFSS18/11...</b>	- 1773w x 27d x 1115h	£755	£682
<b>EFSS16/11...</b>	- 1573w x 27d x 1115h	£691	£624
<b>EFSS14/11...</b>	- 1373w x 27d x 1115h	£645	£583
<b>EFSS12/11...</b>	- 1173w x 27d x 1115h	£578	£519
<b>EFSS10/11...</b>	- 973w x 27d x 1115h	£534	£484

- Finishes:** Curved Fabric System Screens (suffix ...F/C)  
 Curved MFC System Screens (suffix ...MFC/C)  
 Wave Fabric System Screens (suffix ...F/W)  
 Wave MFC System Screens (suffix ...MFC/W)

**Additional:** Optional 4 way link post (EFLP..., page 275)



# Screens

## Floor Standing System Screens

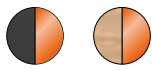
2 Week Lead Time

**Fabric:** Fully upholstered with pinnable surface - See below for pricing groups  
**MFC:** Available in Ash, Autumn Cherry, Beech, Chester Oak, English Walnut, Grey, Grey Nebraska Oak, Laurentii Wenge, Natural Nebraska Oak and White  
**Acrylic:** Available in Blue, Green, Orange, Red, Frosted and Clear  
**Metalwork:** Add 0% for Anodised Silver, Black Graphite and White

**Fabric Groups:** Add £0 for Group 1 - Add £13 for Group 2 - Add £26 for Group 3 - Add £39 for Group 4  
 Add £52 for Group 5 - Add £65 for Group 6 - Add £78 for Group 7



EFSS16/15F/A



Fabric / Acrylic and MFC / Acrylic Finishes

### Elite Floor Standing System Screen with Acrylic Top Section

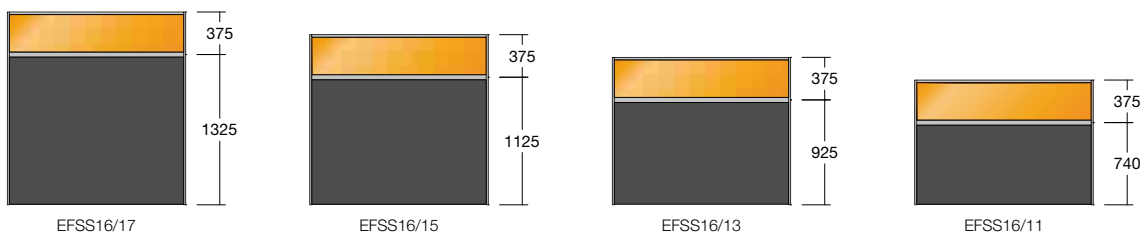
- 2 week lead time.
- Straight floor standing screens with aluminium trim and acrylic top section.
- Screen is fixed to the link post at either end or support foot can be used for stability.
- Optional 4 and 3 way link posts available (page 277).
- Optional support foot available (page 283).

#### Straight System Screen

	Fabric Group 1	MFC
<b>EFSS18/17...</b> - 1773w x 27d x 1700h	£1,304	£1,172
<b>EFSS16/17...</b> - 1573w x 27d x 1700h	£1,209	£1,088
<b>EFSS14/17...</b> - 1373w x 27d x 1700h	£1,074	£964
<b>EFSS12/17...</b> - 1173w x 27d x 1700h	£970	£876
<b>EFSS10/17...</b> - 973w x 27d x 1700h	£857	£769
<b>EFSS8/17...</b> - 773w x 27d x 1700h	£780	£701
<b>EFSS18/15...</b> - 1773w x 27d x 1500h	£1,245	£1,123
<b>EFSS16/15...</b> - 1573w x 27d x 1500h	£1,153	£1,037
<b>EFSS14/15...</b> - 1373w x 27d x 1500h	£1,035	£931
<b>EFSS12/15...</b> - 1173w x 27d x 1500h	£937	£845
<b>EFSS10/15...</b> - 973w x 27d x 1500h	£837	£755
<b>EFSS8/15...</b> - 773w x 27d x 1500h	£737	£664
<b>EFSS18/13...</b> - 1773w x 27d x 1300h	£1,129	£1,018
<b>EFSS16/13...</b> - 1573w x 27d x 1300h	£1,035	£931
<b>EFSS14/13...</b> - 1373w x 27d x 1300h	£935	£839
<b>EFSS12/13...</b> - 1173w x 27d x 1300h	£859	£774
<b>EFSS10/13...</b> - 973w x 27d x 1300h	£767	£690
<b>EFSS8/13...</b> - 773w x 27d x 1300h	£674	£608
<b>EFSS18/11...</b> - 1773w x 27d x 1115h	£1,023	£920
<b>EFSS16/11...</b> - 1573w x 27d x 1115h	£970	£876
<b>EFSS14/11...</b> - 1373w x 27d x 1115h	£877	£788
<b>EFSS12/11...</b> - 1173w x 27d x 1115h	£791	£714
<b>EFSS10/11...</b> - 973w x 27d x 1115h	£696	£628
<b>EFSS8/11...</b> - 773w x 27d x 1115h	£602	£543

**Finishes:** Fabric and Acrylic System Screens (suffix ...F/A)  
 MFC and Acrylic System Screens (suffix ...MFC/A)

**Additional:** Optional 4 way link post (EFLP..., page 275)



The above illustrations show the fabric / MFC and acrylic portions of the Elite half glazed floor standing system screen as standard.  
 For alternative sizes, contact sales.

# Screens

## Floor Standing System Screen Accessories

**Fabric:** Fully upholstered with pinnable surface - See below for pricing groups  
**MFC:** Available in Ash, Autumn Cherry, Beech, Chester Oak, English Walnut, Grey, Grey Nebraska Oak, Laurentii Wenge, Natural Nebraska Oak and White  
**Metalwork:** Add 0% for Anodised Silver, Black Graphite and White



EFLP15

### Elite Floor Standing System Screen Linking Posts

• Standard lead time. • For Elite floor standing system screens only.

#### 4 Way Linking Post

				<b>Metalwork</b>
<b>EFLP17</b>	- For 1700h Screens	- 27w x 27d x 1700h	_____	£151
<b>EFLP15</b>	- For 1500h Screens	- 27w x 27d x 1500h	_____	£143
<b>EFLP13</b>	- For 1300h Screens	- 27w x 27d x 1300h	_____	£133
<b>EFLP11</b>	- For 1115h Screens	- 27w x 27d x 1115h	_____	£126
<b>EFLP9</b>	- For 915h Screens	- 27w x 27d x 915h	_____	£109

#### 3 Way Linking Post

<b>EFLP17/120</b>	- For 1700h Screens	- 27w x 27d x 1700h	_____	£151
<b>EFLP15/120</b>	- For 1500h Screens	- 27w x 27d x 1500h	_____	£143
<b>EFLP13/120</b>	- For 1300h Screens	- 27w x 27d x 1300h	_____	£133
<b>EFLP11/120</b>	- For 1115h Screens	- 27w x 27d x 1115h	_____	£126
<b>EFLP9/120</b>	- For 915h Screens	- 27w x 27d x 915h	_____	£109



ESF1

### Elite Floor Standing Screen Support Foot

• Standard lead time. • For Elite floor standing system screens only.

<b>ESF1</b>	- Sold Individually	_____	<b>Metalwork</b>	£80
-------------	---------------------	-------	------------------	-----



ELB

### Elite Floor Standing Screen Support Bracket

• Standard lead time. • For Elite floor standing system screens only.

<b>ELB</b>	- Sold in Pairs	_____	<b>Metalwork</b>	£75
------------	-----------------	-------	------------------	-----

# Oases

## Agile Working Solutions

Contact Customer Services for more information

### Oases Introduction

As workspaces evolve, there has been a rapid transition towards agile and hybrid working. This developing concept focusses on providing flexible environments for employees, allowing them to choose from a variety of settings according to the nature of what they are doing.

Oases' diverse range of flexible configurations offer modular solutions for single workspaces, one-to-one zones, instant dropdown points and soft seating for developing agile and focused workspaces.



- Metalwork Legs:** Add £0 per foot for Silver (.../SF), Black Graphite (.../BGF) and White (.../WF)  
 Add £2 per foot for Chrome Effect (.../CF) - Add £1 per leg for Raw Metalwork (.../RF)  
 Add £2 per foot for Black (.../BF), Praline (.../PLF), Olive Green (.../OVF), Atlantic Blue (.../ABF),  
 Sapphire Blue (.../SBF), Mustard Yellow (.../MYF), Terracotta (.../TCF) and Conker Brown (.../CBF)
- Veneer Legs:** Add £41 per foot for Ash (.../ASL), Beech (.../BEL), Stained Walnut (.../WAL), Stained Espresso (.../ESL),  
 Stained Wenge (.../WEL), Stained Black (.../BKL), Stained Grey (.../GYL) and White (.../WHF)
- Fabric:** Screens are fully upholstered with pinnable surface  
 Screens available in Two-Tone (suffix .../TT after leg finish) - *Further information required, contact Customer Services for an Oases specification form*
- Electrics:** Cut-outs available for Electrics (suffix .../EA after leg finish) - *Further information required, contact Customer Services for an Oases specification form*



OAS/A20/24/13...

### Open Booth in Style A

- 6 week lead time.

					Group A	Group B	Group C
OAS/A10/14/7...	- 1 Person	- 6x Feet	- 1400w x 700d x 1440h	-----	£2,642	£2,848	£2,959
OAS/A10/12/7...	- 1 Person	- 6x Feet	- 1200w x 700d x 1440h	-----	£2,614	£2,809	£2,915
OAS/A10/10/7...	- 1 Person	- 6x Feet	- 1000w x 700d x 1440h	-----	£2,586	£2,765	£2,864
OAS/A10/14/12...	- 1 Person	- 10x Feet	- 1400w x 1217d x 1440h	-----	£3,877	£4,166	£4,322
OAS/A10/12/12...	- 1 Person	- 10x Feet	- 1200w x 1217d x 1440h	-----	£3,849	£4,127	£4,278
OAS/A10/10/12...	- 1 Person	- 10x Feet	- 1000w x 1217d x 1440h	-----	£3,821	£4,083	£4,227
OAS/A20/28/13...	- 2 Person	- 16x Feet	- 2764w x 1400d x 1440h	-----	£6,535	£7,025	£7,291
OAS/A20/24/13...	- 2 Person	- 16x Feet	- 2364w x 1400d x 1440h	-----	£6,480	£6,941	£7,198
OAS/A20/20/13...	- 2 Person	- 16x Feet	- 1964w x 1400d x 1440h	-----	£6,424	£6,858	£7,103
OAS/A30/42/13...	- 3 Person	- 22x Feet	- 4128w x 1400d x 1440h	-----	£9,189	£9,878	£10,251
OAS/A30/36/13...	- 3 Person	- 22x Feet	- 3528w x 1400d x 1440h	-----	£9,105	£9,756	£10,112
OAS/A30/30/13...	- 3 Person	- 22x Feet	- 2928w x 1400d x 1440h	-----	£9,022	£9,627	£9,967
OAS/A40/56/13...	- 4 Person	- 28x Feet	- 5492w x 1400d x 1440h	-----	£11,847	£12,737	£13,221
OAS/A40/48/13...	- 4 Person	- 28x Feet	- 4692w x 1400d x 1440h	-----	£11,736	£12,570	£13,032
OAS/A40/40/13...	- 4 Person	- 28x Feet	- 3892w x 1400d x 1440h	-----	£11,625	£12,403	£12,843



OAS/B20/22/9...

### Open Booth in Style B

- 6 week lead time.
- 900w, 1800w, 2700w and 3600w versions have single back panels.

					Group A	Group B	Group C
OAS/B10/13/9...	- 1 Person	- 8x Feet	- 1314w x 857d x 1440h	-----	£2,742	£2,959	£3,082
OAS/B10/11/9...	- 1 Person	- 8x Feet	- 1114w x 857d x 1440h	-----	£2,709	£2,915	£3,026
OAS/B10/9/9...	- 1 Person	- 6x Feet	- 897w x 857d x 1440h	-----	£2,141	£2,325	£2,425
OAS/B20/26/9...	- 2 Person	- 14x Feet	- 2588w x 857d x 1440h	-----	£4,761	£5,134	£5,345
OAS/B20/22/9...	- 2 Person	- 14x Feet	- 2188w x 857d x 1440h	-----	£4,695	£5,045	£5,233
OAS/B20/18/9...	- 2 Person	- 10x Feet	- 1754w x 857d x 1440h	-----	£3,560	£3,866	£4,032
OAS/B30/39/9...	- 3 Person	- 20x Feet	- 3862w x 857d x 1440h	-----	£6,780	£7,309	£7,609
OAS/B30/33/9...	- 3 Person	- 20x Feet	- 3262w x 857d x 1440h	-----	£6,680	£7,175	£7,442
OAS/B30/27/9...	- 3 Person	- 14x Feet	- 2611w x 857d x 1440h	-----	£4,978	£5,406	£5,640
OAS/B40/52/9...	- 4 Person	- 26x Feet	- 5136w x 857d x 1440h	-----	£8,799	£9,483	£9,873
OAS/B40/44/9...	- 4 Person	- 26x Feet	- 4336w x 857d x 1440h	-----	£8,665	£9,305	£9,650
OAS/B40/36/9...	- 4 Person	- 18x Feet	- 3468w x 857d x 1440h	-----	£6,396	£6,947	£7,247



OAS/C20/22/17...

### Open Booth in Style C

- 6 week lead time.
- 900w, 1800w, 2700w and 3600w versions have single back panels.

					Group A	Group B	Group C
OAS/C20/13/17...	- 2 Person	- 12x Feet	- 1314w x 1674d x 1440h	-----	£4,077	£4,417	£4,605
OAS/C20/11/17...	- 2 Person	- 12x Feet	- 1114w x 1674d x 1440h	-----	£4,044	£4,370	£4,550
OAS/C20/9/17...	- 2 Person	- 10x Feet	- 897w x 1674d x 1440h	-----	£3,476	£3,782	£3,949
OAS/C40/26/17...	- 4 Person	- 20x Feet	- 2588w x 1674d x 1440h	-----	£6,763	£7,319	£7,631
OAS/C40/22/17...	- 4 Person	- 20x Feet	- 2188w x 1674d x 1440h	-----	£6,697	£7,231	£7,520
OAS/C40/18/17...	- 4 Person	- 16x Feet	- 1754w x 1674d x 1440h	-----	£5,562	£6,051	£6,318
OAS/C60/39/17...	- 6 Person	- 28x Feet	- 3862w x 1674d x 1440h	-----	£9,450	£10,223	£10,656
OAS/C60/33/17...	- 6 Person	- 28x Feet	- 3262w x 1674d x 1440h	-----	£9,349	£10,090	£10,490
OAS/C60/27/17...	- 6 Person	- 22x Feet	- 2611w x 1674d x 1440h	-----	£7,648	£8,320	£8,688
OAS/C80/52/17...	- 8 Person	- 36x Feet	- 5136w x 1674d x 1440h	-----	£12,136	£13,126	£13,683
OAS/C80/44/17...	- 8 Person	- 36x Feet	- 4336w x 1674d x 1440h	-----	£12,003	£12,948	£13,460
OAS/C80/36/17...	- 8 Person	- 28x Feet	- 3468w x 1674d x 1440h	-----	£9,734	£10,590	£11,057

- Metalwork Legs:** Add £0 per foot for Silver (.../SF), Black Graphite (.../BGF) and White (.../WF)  
 Add £2 per foot for Chrome Effect (.../CF) - Add £1 per leg for Raw Metalwork (.../RF)  
 Add £2 per foot for Black (.../BF), Praline (.../PLF), Olive Green (.../OVF), Atlantic Blue (.../ABF), Sapphire Blue (.../SBF), Mustard Yellow (.../MYF), Terracotta (.../TCF) and Conker Brown (.../CBF)
- Veneer Legs:** Add £41 per foot for Ash (.../ASL), Beech (.../BEL), Stained Walnut (.../WAL), Stained Espresso (.../ESL), Stained Wenge (.../WEL), Stained Black (.../BKL), Stained Grey (.../GYL) and White (.../WHF)
- Fabric:** Screens are fully upholstered with pinnable surface  
 Screens available in Two-Tone (suffix .../TT after leg finish) - Further information required, contact Customer Services for an Oases specification form
- Electrics:** Cut-outs available for Electrics (suffix .../EA after leg finish) - Further information required, contact Customer Services for an Oases specification form



OAS/D10/16/12...

### Open Booth in Style D

- 6 week lead time.

				Group A	Group B	Group C
OAS/D10/16/14...	- 1 Person	- 12x Feet	- 1600w x 1400d x 1440h	£5,312	£5,715	£5,935
OAS/D10/16/12...	- 1 Person	- 12x Feet	- 1600w x 1200d x 1440h	£5,256	£5,637	£5,843
OAS/D10/16/10...	- 1 Person	- 12x Feet	- 1600w x 1000d x 1440h	£5,200	£5,560	£5,755



OAS/E20/23/12...

### Open Booth in Style E

- 6 week lead time.

				Group A	Group B	Group C
OAS/E20/23/14...	- 2 Person	- 14x Feet	- 2317w x 1400d x 1440h	£6,018	£6,505	£6,769
OAS/E20/23/12...	- 2 Person	- 14x Feet	- 2317w x 1200d x 1440h	£5,963	£6,427	£6,680
OAS/E20/23/10...	- 2 Person	- 14x Feet	- 2317w x 1000d x 1440h	£5,907	£6,350	£6,591



OAS/F20/30/12...

### Open Booth in Style F

- 6 week lead time.

				Group A	Group B	Group C
OAS/F20/30/14...	- 2 Person	- 20x Feet	- 3074w x 1400d x 1440h	£8,037	£8,677	£9,030
OAS/F20/30/12...	- 2 Person	- 20x Feet	- 3074w x 1200d x 1440h	£7,949	£8,554	£8,888
OAS/F20/30/10...	- 2 Person	- 20x Feet	- 3074w x 1000d x 1440h	£7,309	£7,865	£8,171
OAS/F40/30/28...	- 4 Person	- 36x Feet	- 2988w x 2674d x 1440h	£13,293	£14,317	£14,895
OAS/F40/30/24...	- 4 Person	- 36x Feet	- 2988w x 2274d x 1440h	£13,104	£14,061	£14,584
OAS/F40/30/20...	- 4 Person	- 36x Feet	- 2988w x 1874d x 1440h	£11,847	£12,714	£13,193



OAS/G30/12...

### Open Booth in Style G

- 6 week lead time.

				Group A	Group B	Group C
OAS/G30/12...	- 3 Person	- 24x Feet	- 2814w x 2849d x 1440h	£9,876	£10,601	£10,994
OAS/G30/10...	- 3 Person	- 24x Feet	- 2582w x 2676d x 1440h	£9,750	£10,410	£10,777



OAS/H40/12...

### Open Booth in Style H

- 6 week lead time.

				Group A	Group B	Group C
OAS/H40/14...	- 4 Person	- 32x Feet	- 2874w x 2874d x 1440h	£13,337	£14,373	£14,939
OAS/H40/12...	- 4 Person	- 32x Feet	- 2674w x 2674d x 1440h	£13,159	£14,138	£14,673

- Metalwork Legs:** Add £0 per foot for Silver (.../SF), Black Graphite (.../BGF) and White (.../WF)  
 Add £2 per foot for Chrome Effect (.../CF) - Add £1 per leg for Raw Metalwork (.../RF)  
 Add £2 per foot for Black (.../BF), Praline (.../PLF), Olive Green (.../OVF), Atlantic Blue (.../ABF),  
**Veneer Legs:** Add £41 per foot for Ash (.../ASL), Beech (.../BEL), Stained Walnut (.../WAL), Stained Espresso (.../ESL),  
 Stained Wenge (.../WEL), Stained Black (.../BKL), Stained Grey (.../GYL) and White (.../WHF)  
**Fabric:** Screens are fully upholstered with pinnable surface  
 Screens available in Two-Tone (suffix .../TT after leg finish) - Further information required, contact Customer Services for an Oases specification form  
**Electrics:** Cut-outs available for Electrics (suffix .../EA after leg finish) - Further information required, contact Customer Services for an Oases specification form



OAS/J30/38/10...

### Open Booth in Style J

- 6 week lead time.

					Group A	Group B	Group C
<b>OAS/J20/28/10...</b>	- 2 Person	- 10x Feet	- 2816w x 947d x 1440h	—————	£3,910	£4,211	£4,378
<b>OAS/J20/24/8...</b>	- 2 Person	- 10x Feet	- 2391w x 805d x 1440h	—————	£3,821	£4,083	£4,227
<b>OAS/J30/38/10...</b>	- 3 Person	- 13x Feet	- 3780w x 947d x 1440h	—————	£5,245	£5,649	£5,871
<b>OAS/J30/32/8...</b>	- 3 Person	- 13x Feet	- 3214w x 805d x 1440h	—————	£5,128	£5,479	£5,673
<b>OAS/J40/48/10...</b>	- 4 Person	- 16x Feet	- 4745w x 947d x 1440h	—————	£6,580	£7,086	£7,365
<b>OAS/J40/40/8...</b>	- 4 Person	- 16x Feet	- 4038w x 805d x 1440h	—————	£6,435	£6,874	£7,119
<b>OAS/J50/58/10...</b>	- 5 Person	- 19x Feet	- 5709w x 947d x 1440h	—————	£7,915	£8,524	£8,858
<b>OAS/J50/48/8...</b>	- 5 Person	- 19x Feet	- 4861w x 805d x 1440h	—————	£7,743	£8,271	£8,565



OAS/K30/24/6...

### Open Booth in Style K

- 6 week lead time.

					Group A	Group B	Group C
<b>OAS/K20/18/6...</b>	- 2 Person	- 6x Feet	- 1804w x 646d x 1440h	—————	£2,141	£2,325	£2,425
<b>OAS/K30/24/6...</b>	- 3 Person	- 8x Feet	- 2410w x 646d x 1440h	—————	£2,892	£3,137	£3,270
<b>OAS/K40/30/6...</b>	- 4 Person	- 10x Feet	- 3016w x 646d x 1440h	—————	£3,643	£3,949	£4,116
<b>OAS/K50/36/6...</b>	- 5 Person	- 12x Feet	- 3622w x 646d x 1440h	—————	£4,394	£4,761	£4,962



OAS/L30/18/18...

### Open Booth in Style L

- 6 week lead time.

					Group A	Group B	Group C
<b>OAS/L30/18/18...</b>	- 3 Person	- 9x Feet	- 1806w x 1793d x 1440h	—————	£4,060	£4,369	£4,536



**MFC:** Available in Ash, Autumn Cherry, Beech, Chester Oak, English Walnut, Grey, Grey Nebraska Oak, Laurentii Wenge, Natural Nebraska Oak and White

**Nanotech:** See Oases Price Guide for more information

**Edging:** Add £36 for Wenge and Black per top - Add £46 for Plywood Effect per top - *Edging on 25mm White MFC only*

**Metalwork Legs:** Add £0 per foot for Silver (.../SF), Black Graphite (.../BGF) and White (.../WF)  
Add £2 per foot for Chrome Effect (.../CF) - Add £1 per leg for Raw Metalwork (.../RF)  
Add £2 per foot for Black (.../BF), Praline (.../PLF), Olive Green (.../OVF), Atlantic Blue (.../ABF), Sapphire Blue (.../SBF), Mustard Yellow (.../MYF), Terracotta (.../TCF) and Conker Brown (.../CBF)

**Veneer Legs:** Add £41 per foot for Ash (.../ASL), Beech (.../BEL), Stained Walnut (.../WAL), Stained Espresso (.../ESL), Stained Wenge (.../WEL), Stained Black (.../BKL), Stained Grey (.../GYL) and White (.../WHF)

**Fabric:** Screens are fully upholstered with pinnable surface  
Screens available in Two-Tone (suffix .../TT after leg finish) - *Further information required, contact Customer Services for an Oases specification form*

**Electrics:** Cut-outs available for Electrics (suffix .../EA after leg finish) - *Further information required, contact Customer Services for an Oases specification form*



OAS/A2D/24/13...

### Desking Booth in Style A

- 6 week lead time.
- 25mm MFC top panels.
- 2 cable ports per 600d desktop.

					Group A	Group B	Group C
OAS/A1D/14/7...	- 1 Person	- 6x Feet	- 1400w x 700d x 1440h	————	£2,853	£3,059	£3,170
OAS/A1D/12/7...	- 1 Person	- 6x Feet	- 1200w x 700d x 1440h	————	£2,812	£3,007	£3,113
OAS/A1D/10/7...	- 1 Person	- 6x Feet	- 1000w x 700d x 1440h	————	£2,768	£2,946	£3,046
OAS/A1D/14/12...	- 1 Person	- 10x Feet	- 1400w x 1217d x 1440h	————	£4,088	£4,378	£4,533
OAS/A1D/12/12...	- 1 Person	- 10x Feet	- 1200w x 1217d x 1440h	————	£4,047	£4,325	£4,475
OAS/A1D/10/12...	- 1 Person	- 10x Feet	- 1000w x 1217d x 1440h	————	£4,003	£4,264	£4,408
OAS/A2D/28/13...	- 2 Person	- 16x Feet	- 2764w x 1400d x 1440h	————	£6,958	£7,448	£7,715
OAS/A2D/24/13...	- 2 Person	- 16x Feet	- 2364w x 1400d x 1440h	————	£6,875	£7,337	£7,592
OAS/A2D/20/13...	- 2 Person	- 16x Feet	- 1964w x 1400d x 1440h	————	£6,786	£7,219	£7,464
OAS/A3D/42/13...	- 3 Person	- 22x Feet	- 4128w x 1400d x 1440h	————	£9,822	£10,512	£10,885
OAS/A3D/36/13...	- 3 Person	- 22x Feet	- 3528w x 1400d x 1440h	————	£9,697	£10,348	£10,705
OAS/A3D/30/13...	- 3 Person	- 22x Feet	- 2928w x 1400d x 1440h	————	£9,565	£10,170	£10,510
OAS/A4D/56/13...	- 4 Person	- 28x Feet	- 5492w x 1400d x 1440h	————	£12,693	£13,583	£14,067
OAS/A4D/48/13...	- 4 Person	- 28x Feet	- 4692w x 1400d x 1440h	————	£12,526	£13,360	£13,822
OAS/A4D/40/13...	- 4 Person	- 28x Feet	- 3892w x 1400d x 1440h	————	£12,348	£13,126	£13,566



OAS/B2D/22/9...

### Desking Booth in Style B

- 6 week lead time.
- 25mm MFC top panels.
- 2 cable ports per 600d desktop.
- 900w, 1800w, 2700w and 3600w versions have single back panels.

					Group A	Group B	Group C
OAS/B1D/13/9...	- 1 Person	- 8x Feet	- 1314w x 857d x 1440h	————	£2,940	£3,157	£3,280
OAS/B1D/11/9...	- 1 Person	- 8x Feet	- 1114w x 857d x 1440h	————	£2,892	£3,098	£3,209
OAS/B1D/9/9...	- 1 Person	- 6x Feet	- 897w x 857d x 1440h	————	£2,308	£2,492	£2,591
OAS/B2D/26/9...	- 2 Person	- 14x Feet	- 2588w x 857d x 1440h	————	£5,156	£5,529	£5,740
OAS/B2D/22/9...	- 2 Person	- 14x Feet	- 2188w x 857d x 1440h	————	£5,061	£5,412	£5,601
OAS/B2D/18/9...	- 2 Person	- 10x Feet	- 1754w x 857d x 1440h	————	£3,893	£4,199	£4,366
OAS/B3D/39/9...	- 3 Person	- 20x Feet	- 3862w x 857d x 1440h	————	£7,373	£7,901	£9,202
OAS/B3D/33/9...	- 3 Person	- 20x Feet	- 3262w x 857d x 1440h	————	£7,231	£7,726	£7,993
OAS/B3D/27/9...	- 3 Person	- 14x Feet	- 2611w x 857d x 1440h	————	£5,479	£5,907	£6,141
OAS/B4D/52/9...	- 4 Person	- 26x Feet	- 5136w x 857d x 1440h	————	£9,589	£10,273	£10,663
OAS/B4D/44/9...	- 4 Person	- 26x Feet	- 4336w x 857d x 1440h	————	£9,400	£10,039	£10,384
OAS/B4D/36/9...	- 4 Person	- 18x Feet	- 3468w x 857d x 1440h	————	£7,064	£7,615	£7,915



OAS/C2D/22/17...

### Desking Booth in Style C

- 6 week lead time.
- 25mm MFC top panels.
- 2 cable ports per 600d desktop.
- 900w, 1800w, 2700w and 3600w versions have single back panels.

					Group A	Group B	Group C
OAS/C2D/13/17...	- 2 Person	- 12x Feet	- 1314w x 1674d x 1440h	————	£4,472	£4,811	£5,001
OAS/C2D/11/17...	- 2 Person	- 12x Feet	- 1114w x 1674d x 1440h	————	£4,410	£4,739	£4,917
OAS/C2D/9/17...	- 2 Person	- 10x Feet	- 897w x 1674d x 1440h	————	£3,810	£4,116	£4,283
OAS/C4D/26/17...	- 4 Person	- 20x Feet	- 2588w x 1674d x 1440h	————	£7,553	£8,109	£8,421
OAS/C4D/22/17...	- 4 Person	- 20x Feet	- 2188w x 1674d x 1440h	————	£7,430	£7,965	£8,254
OAS/C4D/18/17...	- 4 Person	- 16x Feet	- 1754w x 1674d x 1440h	————	£6,229	£6,719	£6,985
OAS/C6D/39/17...	- 6 Person	- 28x Feet	- 3862w x 1674d x 1440h	————	£10,635	£11,407	£11,842
OAS/C6D/33/17...	- 6 Person	- 28x Feet	- 3262w x 1674d x 1440h	————	£10,451	£11,191	£11,592
OAS/C6D/27/17...	- 6 Person	- 22x Feet	- 2611w x 1674d x 1440h	————	£8,649	£9,322	£9,689
OAS/C8D/52/17...	- 8 Person	- 36x Feet	- 5136w x 1674d x 1440h	————	£13,715	£14,706	£15,263
OAS/C8D/44/17...	- 8 Person	- 36x Feet	- 4336w x 1674d x 1440h	————	£13,471	£14,417	£14,929
OAS/C8D/36/17...	- 8 Person	- 28x Feet	- 3468w x 1674d x 1440h	————	£11,068	£11,925	£12,392

**MFC:** Available in Ash, Autumn Cherry, Beech, Chester Oak, English Walnut, Grey, Grey Nebraska Oak, Laurentii Wenge, Natural Nebraska Oak and White  
**Nanotech:** See Oases Price Guide for more information  
**Edging:** Add £36 for Wenge and Black per top - Add £46 for Plywood Effect per top - *Edging on 25mm White MFC only*  
**Metalwork Legs:** Add £0 per foot for Silver (.../SF), Black Graphite (.../BGF) and White (.../WF)  
 Add £2 per foot for Chrome Effect (.../CF) - Add £1 per leg for Raw Metalwork (.../RF)  
 Add £2 per foot for Black (.../BF), Praline (.../PLF), Olive Green (.../OVF), Atlantic Blue (.../ABF), Sapphire Blue (.../SBF), Mustard Yellow (.../MYF), Terracotta (.../TCF) and Conker Brown (.../CBF)  
**Veneer Legs:** Add £41 per foot for Ash (.../ASL), Beech (.../BEL), Stained Walnut (.../WAL), Stained Espresso (.../ESL), Stained Wenge (.../WEL), Stained Black (.../BKL), Stained Grey (.../GYL) and White (.../WHF)  
**Fabric:** Screens are fully upholstered with pinnable surface  
 Screens available in Two-Tone (suffix .../TT after leg finish) - *Further information required, contact Customer Services for an Oases specification form*  
**Electrics:** Cut-outs available for Electrics (suffix .../EA after leg finish) - *Further information required, contact Customer Services for an Oases specification form*



OAS/D1D/16/12...

### Desking Booth in Style D

• 6 week lead time. • 25mm MFC top panels. • 2 cable ports per 600d desktop.

				Group A	Group B	Group C
<b>OAS/D1D/16/14...</b>	- 1 Person	- 12x Feet	- 1600w x 1400d x 1440h	£5,523	£5,927	£6,146
<b>OAS/D1D/16/12...</b>	- 1 Person	- 12x Feet	- 1600w x 1200d x 1440h	£5,454	£5,836	£6,041
<b>OAS/D1D/16/10...</b>	- 1 Person	- 12x Feet	- 1600w x 1000d x 1440h	£5,382	£5,741	£5,936



OAS/E2D/23/12...

### Desking Booth in Style E

• 6 week lead time. • 25mm MFC top panels. • 2 cable ports per 600d desktop.

				Group A	Group B	Group C
<b>OAS/E2D/23/14...</b>	- 2 Person	- 14x Feet	- 2317w x 1400d x 1440h	£6,441	£6,928	£7,191
<b>OAS/E2D/23/12...</b>	- 2 Person	- 14x Feet	- 2317w x 1200d x 1440h	£6,357	£6,823	£7,075
<b>OAS/E2D/23/10...</b>	- 2 Person	- 14x Feet	- 2317w x 1000d x 1440h	£6,269	£6,711	£6,953



OAS/F2D/30/12...

### Desking Booth in Style F

• 6 week lead time. • 25mm MFC top panels. • 2 cable ports per 600d desktop.

				Group A	Group B	Group C
<b>OAS/F2D/30/14...</b>	- 2 Person	- 20x Feet	- 3074w x 1400d x 1440h	£8,459	£9,099	£9,453
<b>OAS/F2D/30/12...</b>	- 2 Person	- 20x Feet	- 3074w x 1200d x 1440h	£8,343	£8,950	£9,283
<b>OAS/F2D/30/10...</b>	- 2 Person	- 20x Feet	- 3074w x 1000d x 1440h	£7,670	£8,227	£8,533
<b>OAS/F4D/30/28...</b>	- 4 Person	- 36x Feet	- 2988w x 2674d x 1440h	£14,116	£15,140	£15,718
<b>OAS/F4D/30/24...</b>	- 4 Person	- 36x Feet	- 2988w x 2274d x 1440h	£13,872	£14,828	£15,351
<b>OAS/F4D/30/20...</b>	- 4 Person	- 36x Feet	- 2988w x 1874d x 1440h	£12,547	£13,416	£13,894



OAS/G3D/12...

### Desking Booth in Style G

• 6 week lead time. • 25mm MFC top panels. • 2 cable ports per 600d desktop.

				Group A	Group B	Group C
<b>OAS/G3D/12...</b>	- 3 Person	- 24x Feet	- 2814w x 2849d x 1440h	£10,469	£11,194	£11,586
<b>OAS/G3D/10...</b>	- 3 Person	- 24x Feet	- 2582w x 2676d x 1440h	£10,293	£10,953	£11,320



OAS/H4D/12...

### Desking Booth in Style H

• 6 week lead time. • 25mm MFC top panels. • 2 cable ports per 600d desktop.

				Group A	Group B	Group C
<b>OAS/H4D/14...</b>	- 4 Person	- 32x Feet	- 2874w x 2874d x 1440h	£14,183	£15,217	£15,785
<b>OAS/H4D/12...</b>	- 4 Person	- 32x Feet	- 2674w x 2674d x 1440h	£13,949	£14,928	£15,462

# Oases

## Desking Booths

6 Week Lead Time

- MFC:** Available in Ash, Autumn Cherry, Beech, Chester Oak, English Walnut, Grey, Grey Nebraska Oak, Laurentii Wenge, Natural Nebraska Oak and White  
**Nanotech:** See Oases Price Guide for more information  
**Edging:** Add £36 for Wenge and Black per top - Add £46 for Plywood Effect per top - *Edging on 25mm White MFC only*  
**Metalwork Legs:** Add £0 per foot for Silver (.../SF), Black Graphite (.../BGF) and White (.../WF)  
 Add £2 per foot for Chrome Effect (.../CF) - Add £1 per leg for Raw Metalwork (.../RF)  
 Add £2 per foot for Black (.../BF), Praline (.../PLF), Olive Green (.../OVF), Atlantic Blue (.../ABF), Sapphire Blue (.../SBF), Mustard Yellow (.../MYF), Terracotta (.../TCF) and Conker Brown (.../CBF)  
**Veneer Legs:** Add £41 per foot for Ash (.../ASL), Beech (.../BEL), Stained Walnut (.../WAL), Stained Espresso (.../ESL), Stained Wenge (.../WEL), Stained Black (.../BKL), Stained Grey (.../GYL) and White (.../WHF)  
**Fabric:** Screens are fully upholstered with pinnable surface  
 Screens available in Two-Tone (suffix .../TT after leg finish) - *Further information required, contact Customer Services for an Oases specification form*  
**Electrics:** Cut-outs available for Electrics (suffix .../EA after leg finish) - *Further information required, contact Customer Services for an Oases specification form*



OAS/J3D/38/10...

### Desking Booth in Style J

- 6 week lead time.
- 25mm MFC top panels.
- 1 cable port per desktop.

					Group A	Group B	Group C
<b>OAS/J2D/28/10...</b>	- 2 Person	- 10x Feet	- 2816w x 947d x 1440h	—————	£4,438	£4,739	£4,906
<b>OAS/J2D/24/8...</b>	- 2 Person	- 10x Feet	- 2391w x 805d x 1440h	—————	£4,250	£4,510	£4,656
<b>OAS/J3D/38/10...</b>	- 3 Person	- 13x Feet	- 3780w x 947d x 1440h	—————	£6,038	£6,442	£6,664
<b>OAS/J3D/32/8...</b>	- 3 Person	- 13x Feet	- 3214w x 805d x 1440h	—————	£5,771	£6,121	£6,316
<b>OAS/J4D/48/10...</b>	- 4 Person	- 16x Feet	- 4745w x 947d x 1440h	—————	£7,636	£8,143	£8,421
<b>OAS/J4D/40/8...</b>	- 4 Person	- 16x Feet	- 4038w x 805d x 1440h	—————	£7,291	£7,731	£7,976
<b>OAS/J5D/58/10...</b>	- 5 Person	- 19x Feet	- 5709w x 947d x 1440h	—————	£9,236	£9,846	£10,179
<b>OAS/J5D/48/8...</b>	- 5 Person	- 19x Feet	- 4861w x 805d x 1440h	—————	£8,814	£9,342	£9,637



OAS/K3D/24/6...

### Desking Booth in Style K

- 6 week lead time.
- 25mm MFC top panels.
- 1 cable port per desktop.

					Group A	Group B	Group C
<b>OAS/K2D/18/6...</b>	- 2 Person	- 6x Feet	- 1804w x 646d x 1440h	—————	£2,442	£2,625	£2,725
<b>OAS/K3D/24/6...</b>	- 3 Person	- 8x Feet	- 2410w x 646d x 1440h	—————	£3,342	£3,587	£3,721
<b>OAS/K4D/30/6...</b>	- 4 Person	- 10x Feet	- 3016w x 646d x 1440h	—————	£4,244	£4,550	£4,716
<b>OAS/K5D/36/6...</b>	- 5 Person	- 12x Feet	- 3622w x 646d x 1440h	—————	£5,145	£5,512	£5,712



OAS/L3D/18/18...

### Desking Booth in Style L

- 6 week lead time.
- 25mm MFC top panels.
- 3 cable ports per desktop.

					Group A	Group B	Group C
<b>OAS/L3D/18/18...</b>	- 3 Person	- 9x Feet	- 1806w x 1793d x 1440h	—————	£4,728	£5,037	£5,204

# Oases

## Seating Booths

6 Week Lead Time

- Metalwork Legs:** Add £0 per foot for Silver (.../SF), Black Graphite (.../BGF) and White (.../WF)  
 Add £2 per foot for Chrome Effect (.../CF) - Add £1 per leg for Raw Metalwork (.../RF)  
 Add £2 per foot for Black (.../BF), Praline (.../PLF), Olive Green (.../OVF), Atlantic Blue (.../ABF), Sapphire Blue (.../SBF), Mustard Yellow (.../MYF), Terracotta (.../TCF) and Conker Brown (.../CBF)
- Veneer Legs:** Add £41 per foot for Ash (.../ASL), Beech (.../BEL), Stained Walnut (.../WAL), Stained Espresso (.../ESL), Stained Wenge (.../WEL), Stained Black (.../BKL), Stained Grey (.../GYL) and White (.../WHF)
- Fabric:** Screens are fully upholstered with pinnable surface  
 Screens available in Two-Tone (suffix .../TT after leg finish) - Further information required, contact Customer Services for an Oases specification form
- Electrics:** Cut-outs available for Electrics (suffix .../EA after leg finish) - Further information required, contact Customer Services for an Oases specification form



OAS/A20/24/13...

### Seating Booth in Style A

- 6 week lead time.

					Group A	Group B	Group C
OAS/A1S/14/7...	- 1 Person	- 6x Feet	- 1400w x 700d x 1440h	—————	£3,774	£4,091	£4,263
OAS/A1S/12/7...	- 1 Person	- 6x Feet	- 1200w x 700d x 1440h	—————	£3,642	£3,938	£4,099
OAS/A1S/10/7...	- 1 Person	- 6x Feet	- 1000w x 700d x 1440h	—————	£3,475	£3,745	£3,895
OAS/A1S/14/12...	- 1 Person	- 10x Feet	- 1400w x 1217d x 1440h	—————	£5,009	£5,410	£5,626
OAS/A1S/12/12...	- 2 Person	- 10x Feet	- 1200w x 1217d x 1440h	—————	£4,877	£5,256	£5,462
OAS/A1S/10/12...	- 1 Person	- 10x Feet	- 1000w x 1217d x 1440h	—————	£4,710	£5,063	£5,258
OAS/A2S/28/13...	- 2 Person	- 16x Feet	- 2764w x 1400d x 1440h	—————	£8,800	£9,511	£9,900
OAS/A2S/24/13...	- 2 Person	- 16x Feet	- 2364w x 1400d x 1440h	—————	£8,536	£9,200	£9,567
OAS/A2S/20/13...	- 2 Person	- 16x Feet	- 1964w x 1400d x 1440h	—————	£8,202	£8,819	£9,165
OAS/A3S/42/13...	- 3 Person	- 22x Feet	- 4128w x 1400d x 1440h	—————	£12,586	£13,608	£14,164
OAS/A3S/36/13...	- 3 Person	- 22x Feet	- 3528w x 1400d x 1440h	—————	£12,189	£13,143	£13,667
OAS/A3S/30/13...	- 3 Person	- 22x Feet	- 2928w x 1400d x 1440h	—————	£11,688	£12,570	£13,060
OAS/A4S/56/13...	- 4 Person	- 28x Feet	- 5492w x 1400d x 1440h	—————	£16,377	£17,710	£18,438
OAS/A4S/48/13...	- 4 Person	- 28x Feet	- 4692w x 1400d x 1440h	—————	£15,848	£17,087	£17,772
OAS/A4S/40/13...	- 4 Person	- 28x Feet	- 3892w x 1400d x 1440h	—————	£15,180	£16,326	£16,967



OAS/B2S/22/9...

### Seating Booth in Style B

- 6 week lead time.
- 900w, 1800w, 2700w and 3600w versions have single back panels.

					Group A	Group B	Group C
OAS/B1S/13/9...	- 1 Person	- 8x Feet	- 1314w x 857d x 1440h	—————	£3,835	£4,162	£4,345
OAS/B1S/11/9...	- 1 Person	- 8x Feet	- 1114w x 857d x 1440h	—————	£3,703	£4,010	£4,177
OAS/B1S/9/9...	- 1 Person	- 6x Feet	- 897w x 857d x 1440h	—————	£2,998	£3,273	£3,424
OAS/B2S/26/9...	- 2 Person	- 14x Feet	- 2588w x 857d x 1440h	—————	£6,746	£7,540	£7,873
OAS/B2S/22/9...	- 2 Person	- 14x Feet	- 2188w x 857d x 1440h	—————	£6,684	£7,236	£7,537
OAS/B2S/18/9...	- 2 Person	- 10x Feet	- 1754w x 857d x 1440h	—————	£5,273	£5,762	£6,031
OAS/B3S/39/9...	- 3 Person	- 20x Feet	- 3862w x 857d x 1440h	—————	£10,057	£10,918	£11,401
OAS/B3S/33/9...	- 3 Person	- 20x Feet	- 3262w x 857d x 1440h	—————	£9,663	£10,462	£10,897
OAS/B3S/27/9...	- 3 Person	- 14x Feet	- 2611w x 857d x 1440h	—————	£7,548	£8,251	£8,637
OAS/B4S/52/9...	- 4 Person	- 26x Feet	- 5136w x 857d x 1440h	—————	£13,169	£14,295	£14,930
OAS/B4S/44/9...	- 4 Person	- 26x Feet	- 4336w x 857d x 1440h	—————	£12,643	£13,688	£14,256
OAS/B4S/36/9...	- 4 Person	- 18x Feet	- 3468w x 857d x 1440h	—————	£9,822	£10,740	£11,243



OAS/C2S/22/17...

### Seating Booth in Style C

- 6 week lead time.
- 900w, 1800w, 2700w and 3600w versions have single back panels.

					Group A	Group B	Group C
OAS/C2S/13/17...	- 2 Person	- 12x Feet	- 1314w x 1674d x 1440h	—————	£6,261	£6,823	£7,134
OAS/C2S/11/17...	- 2 Person	- 12x Feet	- 1114w x 1674d x 1440h	—————	£6,033	£6,563	£6,853
OAS/C2S/9/17...	- 2 Person	- 10x Feet	- 897w x 1674d x 1440h	—————	£5,189	£5,678	£5,947
OAS/C4S/26/17...	- 4 Person	- 20x Feet	- 2588w x 1674d x 1440h	—————	£11,133	£12,131	£12,688
OAS/C4S/22/17...	- 4 Person	- 20x Feet	- 2188w x 1674d x 1440h	—————	£10,675	£11,613	£12,126
OAS/C4S/18/17...	- 4 Person	- 16x Feet	- 1754w x 1674d x 1440h	—————	£8,988	£9,845	£10,314
OAS/C6S/39/17...	- 6 Person	- 28x Feet	- 3862w x 1674d x 1440h	—————	£16,004	£17,442	£18,242
OAS/C6S/33/17...	- 6 Person	- 28x Feet	- 3262w x 1674d x 1440h	—————	£15,317	£16,663	£17,399
OAS/C6S/27/17...	- 6 Person	- 22x Feet	- 2611w x 1674d x 1440h	—————	£12,787	£14,011	£14,682
OAS/C8S/52/17...	- 8 Person	- 36x Feet	- 5136w x 1674d x 1440h	—————	£20,875	£22,752	£23,796
OAS/C8S/44/17...	- 8 Person	- 36x Feet	- 4336w x 1674d x 1440h	—————	£19,958	£21,715	£22,673
OAS/C8S/36/17...	- 8 Person	- 28x Feet	- 3468w x 1674d x 1440h	—————	£16,586	£18,176	£19,049

- Metalwork Legs:** Add £0 per foot for Silver (.../SF), Black Graphite (.../BGF) and White (.../WF)  
 Add £2 per foot for Chrome Effect (.../CF) - Add £1 per leg for Raw Metalwork (.../RF)  
 Add £2 per foot for Black (.../BF), Praline (.../PLF), Olive Green (.../OVF), Atlantic Blue (.../ABF),  
 Sapphire Blue (.../SBF), Mustard Yellow (.../MYF), Terracotta (.../TCF) and Conker Brown (.../CBF)
- Veneer Legs:** Add £41 per foot for Ash (.../ASL), Beech (.../BEL), Stained Walnut (.../WAL), Stained Espresso (.../ESL),  
 Stained Wenge (.../WEL), Stained Black (.../BKL), Stained Grey (.../GYL) and White (.../WHF)
- Fabric:** Screens are fully upholstered with pinnable surface  
 Screens available in Two-Tone (suffix .../TT after leg finish) - Further information required, contact Customer Services for an Oases specification form
- Electrics:** Cut-outs available for Electrics (suffix .../EA after leg finish) - Further information required, contact Customer Services for an Oases specification form



OAS/D1S/16/12...

### Seating Booth in Style D

- 6 week lead time.

				Group A	Group B	Group C
<b>OAS/D1S/16/14...</b>	- 1 Person	- 12x Feet	- 1600w x 1400d x 1440h	£6,444	£6,959	£7,239
<b>OAS/D1S/16/12...</b>	- 1 Person	- 12x Feet	- 1600w x 1200d x 1440h	£6,284	£6,767	£7,028
<b>OAS/D1S/16/10...</b>	- 1 Person	- 12x Feet	- 1600w x 1000d x 1440h	£6,089	£6,541	£6,786



OAS/E2S/23/12...

### Seating Booth in Style E

- 6 week lead time.

				Group A	Group B	Group C
<b>OAS/E2S/23/14...</b>	- 2 Person	- 14x Feet	- 2317w x 1400d x 1440h	£8,283	£8,992	£9,377
<b>OAS/E2S/23/12...</b>	- 2 Person	- 14x Feet	- 2317w x 1200d x 1440h	£8,019	£8,686	£9,050
<b>OAS/E2S/23/10...</b>	- 2 Person	- 14x Feet	- 2317w x 1000d x 1440h	£7,685	£8,311	£8,653



OAS/F2S/30/12...

### Seating Booth in Style F

- 6 week lead time.

				Group A	Group B	Group C
<b>OAS/F2S/30/14...</b>	- 2 Person	- 20x Feet	- 3074w x 1400d x 1440h	£10,302	£11,163	£11,639
<b>OAS/F2S/30/12...</b>	- 2 Person	- 20x Feet	- 3074w x 1200d x 1440h	£10,003	£10,813	£11,258
<b>OAS/F2S/30/10...</b>	- 2 Person	- 20x Feet	- 3074w x 1000d x 1440h	£9,086	£9,826	£10,233
<b>OAS/F4S/30/28...</b>	- 4 Person	- 36x Feet	- 2988w x 2674d x 1440h	£17,743	£19,208	£20,032
<b>OAS/F4S/30/24...</b>	- 4 Person	- 36x Feet	- 2988w x 2274d x 1440h	£17,148	£18,510	£19,257
<b>OAS/F4S/30/20...</b>	- 4 Person	- 36x Feet	- 2988w x 1874d x 1440h	£15,338	£16,573	£17,254



OAS/G3S/12...

### Seating Booth in Style G

- 6 week lead time.

				Group A	Group B	Group C
<b>OAS/G3S/12...</b>	- 3 Person	- 24x Feet	- 2814w x 2849d x 1440h	£12,959	£13,988	£14,549
<b>OAS/G3S/10...</b>	- 3 Person	- 24x Feet	- 2582w x 2676d x 1440h	£12,417	£13,352	£13,871



OAS/H4S/12...

### Seating Booth in Style H

- 6 week lead time.

				Group A	Group B	Group C
<b>OAS/H4S/14...</b>	- 4 Person	- 32x Feet	- 2874w x 2874d x 1440h	£17,867	£19,344	£20,157
<b>OAS/H4S/12...</b>	- 4 Person	- 32x Feet	- 2674w x 2674d x 1440h	£17,271	£18,655	£19,412

# Screens

## Hive Floor Standing Screens

2 Week Lead Time

<b>Fabric:</b>	Fully upholstered surface - See below for pricing groups			
<b>MFC:</b>	Add £34 for Two-Tone Fabric (Back to Back) (suffix .../TT) - Further information required, contact Customer Services for a Hive specification form			
<b>Nanotech:</b>	Base available in Ash, Autumn Cherry, Beech, Chester Oak, English Walnut, Grey, Grey Nebraska Oak, Laurentii Wenge, Natural Nebraska Oak and White			
<b>Metalwork:</b>	Add 0% for Anodised Silver, Black Graphite and White			
<b>Fabric Groups:</b>	Add £0 for Group 1	- Add £51 for Group 2	- Add £109 for Group 3	- Add £168 for Group 4
	Add £225 for Group 5	- Add £305 for Group 6	- Add £517 for Group 7	



HVESS

### Hive Straight Floor Standing Screens

- 2 week lead time.
- 6x vertical panels along a straight base.
- Panels can be rotated by turning any individual panel.
- Non-patterned fabrics only.

<b>HVESS/18</b>	- 1100w x 350d x 1800h	_____
<b>HVESS/13</b>	- 1100w x 350d x 1300h	_____

<b>MFC</b> Base Only	<b>Nanotech</b> Base Only
£675	£743
£607	£675



HVECS60/18

### Hive 60 Degree Curved Floor Standing Screens

- 2 week lead time.
- 6x vertical panels along a 60 degree curved base.
- Panels can be rotated by turning any individual panel.
- Non-patterned fabrics only.

<b>HVECS60/18</b>	- 1040w x 770d x 1800h	_____
<b>HVECS60/13</b>	- 1040w x 770d x 1300h	_____

<b>MFC</b> Base Only	<b>Nanotech</b> Base Only
£725	£793
£657	£725



HVECS90/18

### Hive 90 Degree Curved Floor Standing Screens

- 2 week lead time.
- 6x vertical panels along a 90 degree curved base.
- Panels can be rotated by turning any individual panel.
- Non-patterned fabrics only.

<b>HVECS90/18</b>	- 864w x 864d x 1800h	_____
<b>HVECS90/13</b>	- 864w x 864d x 1300h	_____

<b>MFC</b> Base Only	<b>Nanotech</b> Base Only
£725	£793
£657	£725



# Screens

## Park Floor Standing Acoustic Screens

6-10 Week Lead Time

**Fabric:** Fully upholstered with pinnable surface - See items for pricing groups



PAR/S



Fabric Finish

### Park Single Small Acoustic Screen

- 6-10 week lead time.
- Small acoustic panel with Oak support frame.

**Fabric**

**PAR/S** - 990w x 290d x 1260h

£965

**Finishes:** Add £0 for Ochre (Melange) (suffix **.../F1**), Yellow (Melange) (suffix **.../F2**), Green (Melange) (suffix **.../F3**), and Dark Green (Melange) (suffix **.../F4**) fabric



PAR/L



Fabric Finish

### Park Single Large Acoustic Screen

- 6-10 week lead time.
- Large acoustic panel with Oak support frame.

**Fabric**

**PAR/L** - 990w x 290d x 1660h

£1,060

**Finishes:** Add £0 for Ochre (Melange) (suffix **.../F1**), Yellow (Melange) (suffix **.../F2**), Green (Melange) (suffix **.../F3**), and Dark Green (Melange) (suffix **.../F4**) fabric



## Park Fabric Finishes

- The 4 finishes below are available on the Park acoustic screens above.



Ochre (Melange)  
**(.../F1)**



Yellow (Melange)  
**(.../F2)**



Green (Melange)  
**(.../F3)**



Dark Green (Melange)  
**(.../F4)**

Whilst every effort has been made to ensure accurate colours are illustrated in this document, there may be a slight colour difference due to the printing process, therefore please refer to our colour sample swatches prior to ordering.

# Screens

## Hush Wall Mounted Acoustic Panels

6-10 Week Lead Time

**Fabric:** Fully upholstered with pinnable surface - See items for pricing groups



HUS/WM



Fabric Finish

### Hush Single Wall Mounted Acoustic Panel

- 6-10 week lead time.
- Reversible acoustic wall panels with timber centre.
- Fixing kit included for wall mounting.

**Fabric**

**HUS/WM** - 590w x 590h

£331

**Finishes:** Add £0 for Yellow - Orange (suffix .../F1), Green - Dark Green (suffix .../F2), Dark Blue - Blue (suffix .../F3), Red - Cream (suffix .../F4) and Grey - Cream (suffix .../F5) fabric



## Hush Fabric Finishes

- The 5 finishes below are available on the Hush acoustic panels above.



Yellow - Orange  
(.../F1)



Green - Dark Green  
(.../F2)



Dark Blue - Blue  
(.../F3)



Red - Cream  
(.../F4)



Grey - Cream  
(.../F5)

Whilst every effort has been made to ensure accurate colours are illustrated in this document, there may be a slight colour difference due to the printing process, therefore please refer to our colour sample swatches prior to ordering.



## Accessories

Power Modules, Monitor Arms, Lighting and General Accessories



Elite have a large portfolio of accessories to complement and enhance the effectiveness and flexibility of our furniture ranges. Accessories for monitor arms, desk mounted electrics, lighting and paper filing systems offer further solutions to improve efficiency. We recognise that the use of smart technology has evolved and our electrical range provides a multitude of solutions to bring power, data and charging facilities to the surface of our desking and table units.



Contact Customer Services for more information

## Go Bright Introduction

The dynamic of the workplace has and continues to drastically change, with a widespread movement that offers staff more agility and flexibility in the office.

We have partnered with Europe's #1 software provider to deliver solutions for the future workplace. Go Bright is a user-friendly system for room, desk and visitor management.



GLC1

### PC Monitor Glow Light

- Optional accessory for use with Desktop Connect Module.
- Mounts to monitor or partition.
- Displays LED status light for increased visibility around room.

GLC1



WRP-1000-L

### Meeting Room Panel

- 10.1" Room panel.
- POE Powered.
- Full LED surround status light.
- Built in NFC reader.
- Includes wall and glass mount.

WRP-1000-L



GB-MAP-001

### Mapping Software

- Floorplan license.
- Displays in web portal, mobile app and wayfinder screens.
- On license required per floor/level.

GB-MAP-001



Contact Customer Services for more information



DCF1

### Connect Desktop Modules

- Hot desking solution.
- Fits within 80mm desk aperture.
- USB powered.
- Check-in using GoBright mobile app or NFC/RFID cards.
- Height adjustment controls for compatible sit-stand desks.
- Built in RFID reader.
- Requires 1.3m USB cable (CC1-LINAK-USB).
- LED colours indicate status of desk: Green - Available, Red - Occupied, Yellow - About to be occupied, Blue - Do Not Disturb, Purple - Needs cleaning.
- Requires gateway receiver that holds up to 100 connect modules and covers 30m radius, dependant on environment (MGW211-DP28).

### DCF1



NFC-DEEP-50MM-MB

### NFC Sticker

- 50mm Sticker.
- Hot desking solution.
- Easily deployed, cost effective solution.
- Can be adhered to any surface.
- Check-in using GoBright mobile app.

### NFC-DEEP-50MM-MB



DOSC1

### Desk Sensor

- Sensor based check in-out.
- Positions to underside of desktop to detect heat and movement.
- Wired using same 1.3m USB cable required for Connect Module.

### DOSC1



# Accessories

## Management Rail Mounted Accessories

---

**Finishes:** Available in Silver Plastic only

---



DTFSA

### 3x A4 In-Pending-Out Trays for System Management Rail Screens

- Standard lead times.
- Moulded plastic.
- Compatible with system screens with management rail.
- Silver plastic only.

**Price**

**DTFSA** - 270w x 345d x 260h

£155

---



DTFSB

### Envelope Tray for System Management Rail Screens

- Standard lead times.
- Moulded plastic.
- Compatible with system screens with management rail.
- Silver plastic only.

**Price**

**DTFSB** - 385w x 280d x 60h

£42

---



DTFSC

### Stationary Compartments with Removable Items for System Management Rail Screens

- Standard lead times.
- Moulded plastic.
- Compatible with system screens with management rail.
- Silver plastic only.

**Price**

**DTFSC** - 380w x 165d x 60h

£79

# Accessories

## Power Modules

**Finishes:** **Kaspa:** Available in Silver with Black Inserts, Black with Black Inserts and Matt White with Black Inserts  
**Prime:** Available in Silver with Black Inserts, Black with Black Inserts and Matt White with Black Inserts  
**Guarantee:** 1 Year Guarantee on Electrical Items



POW/KAS/2P1T/S

### Kaspa Power and Media Module

- Standard lead time.
- 1x or 2x 3.15 amp individually fused sockets.
- 1x USB twin charger (type A+C).
- Integral colour coded fuse clips.
- 200mm power and connection lead to a Wieland connector.
- Fixing via 135w x 53d (1 gang) or 189w x 53d (2 gang) aperture.
- Requires a separate mains lead if connecting directly into a socket (page 310).

**POW/KAS/1P1T...** - 1x Power, 1x USB Twin Charger - 151w x 70d \_\_\_\_\_ **£219**

**POW/KAS/2P1T...** - 2x Power, 1x USB Twin Charger - 204w x 70d \_\_\_\_\_ **£245**

**Finishes:** Add £0 for Silver (.../S), Black (.../B) and White (.../W)



POW/KAS/1P1T/S  
Silver with Black Inserts



POW/KAS/1P1T/B  
Black with Black Inserts



POW/KAS/1P1T/W  
White with Black Inserts



POW/PRI/2P1T/S

### Prime Power and Media Module

- Standard lead time.
- 2x 3.15 amp individually fused sockets.
- 1x USB twin charger (type A+C).
- 200mm power and connection lead to a Wieland connector.
- Fixing via 225w x 60d aperture.
- Requires a separate mains lead if connecting directly into a socket (page 310).

**POW/PRI/2P1T...** - 2x Power, 1x USB Twin Charger - Without Cover - 241w x 73d \_\_\_\_\_ **£262**

**Finishes:** Add £0 for Silver (.../S), Black (.../B) and White (.../W)



POW/PRI/2P1T/S  
Silver with Black Inserts



POW/PRI/2P1T/B  
Black with Black Inserts



POW/PRI/2P1T/W  
White with Black Inserts



POW/PRI/2P1T/C/B

### Prime Power and Media Module With Cover

- Standard lead time.
- 2x 3.15 amp individually fused sockets.
- 1x USB twin charger (type A+C).
- 200mm power and connection lead to a Wieland connector.
- Fixing via 225w x 60d aperture.
- Casing provided to discretely protect cables and sockets.
- Requires a separate mains lead if connecting directly into a socket (page 310).

**POW/PRI/2P1T/C...** - 2x Power, 1x USB Twin Charger - With Cover - 257w x 88d \_\_\_\_\_ **£371**

**Finishes:** Add £0 for Silver (.../S), Black (.../B) and White (.../W)



POW/PRI/2P1T/C/S  
Silver with Black Inserts



POW/PRI/2P1T/C/B  
Black with Black Inserts



POW/PRI/2P1T/C/W  
White with Black Inserts

# Accessories

## Power Modules

3 Week Lead Time

**Finishes:** **Boardroom:** Available in Silver with Grey Trim, Black with Black Trim and Matt White with Grey Trim (3 Week Lead Time on Black and White)  
**Guarantee:** 1 Year Guarantee on Electrical Items



PPM2/S

### Boardroom Power Module

- 3 week lead time on black and white power modules. • BS6396 compliant. • 2x or 4x 3.15 amp individually fused sockets.
- Fixing via 272w x 132d (2 gang) or 430w x 132d (4 gang) aperture.
- Requires a separate mains lead if connecting directly into a socket (page 310).

**PPM2...** - 2x Power - 300w x 150d \_\_\_\_\_ **£295**

**Finishes:** Add £0 for Silver (.../S)  
Add £37 for Black (.../B) and White (.../W)



PPM4/S

**PPM4...** - 4x Power - 460w x 150d \_\_\_\_\_ **£413**

**Finishes:** Add £0 for Silver (.../S)  
Add £37 for Black (.../B) and White (.../W)



PPMD2/S

### Boardroom Power and Data Module

- 3 week lead time on black and white power modules. • BS6396 compliant.
- 2x or 4x 3.15 amp individually fused sockets. • 2x Cat5e data sockets, includes 3 metre data cable.
- Fixing via 272w x 132d (2 gang) or 430w x 132d (4 gang) aperture.
- Requires a separate mains lead if connecting directly into a socket (page 310).

**PPMD2...** - 2x Power, Data - 300w x 150d \_\_\_\_\_ **£390**

**Finishes:** Add £0 for Silver (.../S)  
Add £38 for Black (.../B) and White (.../W)



PPMD4/S

**PPMD4...** - 4x Power, Data - 460w x 150d \_\_\_\_\_ **£500**

**Finishes:** Add £0 for Silver (.../S)  
Add £38 for Black (.../B) and White (.../W)



PPMMD2/S

### Boardroom Power, Media and Data Module

- 3 week lead time on black and white power modules. • BS6396 compliant. • 2x or 4x 3.15 amp individually fused sockets.
- 2x Cat5e data sockets, includes 3 metre data cable. • 1x USB twin charger (type A+C).
- 1x VGA and 1x 3.5mm audio stereo connectors. • 1x HDMI 1.3 connector.
- Includes ratchet clips and earthing kit. • Fixing via 272w x 132d (2 gang) or 430w x 132d (4 gang) aperture.
- Requires a separate mains lead if connecting directly into a socket (page 310).

**PPMMD2...** - 2x Power, Media, Data - 300w x 150d \_\_\_\_\_ **£1,052**

**Finishes:** Add £0 for Silver (.../S)  
Add £38 for Black (.../B) and White (.../W)



PPMMD4/S

**PPMMD4...** - 4x Power, Media, Data - 460w x 150d \_\_\_\_\_ **£1,160**

**Finishes:** Add £0 for Silver (.../S)  
Add £38 for Black (.../B) and White (.../W)



PPM2/S  
Silver Body with Grey Trim



PPM2/B  
Black Body with Black Trim  
(3 Week Lead Time)



PPM2/W  
White Body with Grey Trim  
(3 Week Lead Time)

# Accessories

## Power Modules

**Finishes:**  
**Guarantee:**

**Conus:** Available in Silver with Black Inserts, Black with Black Inserts and Matt White with Black Inserts  
1 Year Guarantee on Electrical Items



POW/CON/2P1D/S

### Conus Boardroom Power Module

- **Conus Data Options are required with this product (see below).**
- Standard lead time.
- 2x or 4x 3.15 amp individually fused sockets.
- Available with 1x or 2x various additional data options (see below).
- Suffix 1x data option onto 2 Gang versions (e.g. POW/CON/2P1D/S/OP2) and 2x data options onto 4 Gang versions (e.g. POW/CON/4P2D/S/OP1/OP3).
- 200mm power and connection lead to a Wieland connector.
- Fixing via 230w x 138d (2 gang) or 369w x 138d (4 gang) aperture.
- Requires a separate mains lead if connecting directly into a socket (page 310).

**Price**

**POW/CON/2P1D...** - 2x Power, 1x Data Blank - 255w x 151d \_\_\_\_\_ £329

**POW/CON/4P2D...** - 4x Power, 2x Data Blanks - 387w x 151d \_\_\_\_\_ £407

**Finishes:** Add £0 for Silver (.../S), Black (.../B) and White (.../W)



POW/CON/2P1D/S  
Silver with Black Inserts



POW/CON/2P1D/B  
Black with Black Inserts



POW/CON/2P1D/W  
Matt White with Black Inserts

### Conus Data Options

- Standard lead time.
- Suffix 1x data option onto 2 Gang versions (e.g. POW/CON/2P1D/S/OP2) and 2x data options onto 4 Gang versions (e.g. POW/CON/4P2D/S/OP1/OP3).

**Price**

**.../OP1** - HDMI Module with 3m Tails \_\_\_\_\_ £105

**.../OP2** - VGA and 3.5mm Combined Audio Extension Module with 3m Tails \_\_\_\_\_ £138

**.../OP3** - USB Twin Charger Module (Type A+C) \_\_\_\_\_ £107

**.../OP4** - 2x Cat6A Data Connector Module with 3m Tails \_\_\_\_\_ £115

**.../OP5** - Blank Module Plate \_\_\_\_\_ £4



.../OP1



.../OP2



.../OP3



.../OP4



.../OP5



# Accessories

## Power Modules

3 Week Lead Time

**Finishes:** **Peak:** Available in Stainless Steel Silver with Black Inserts, Black with Black Inserts and Matt White with Grey Inserts (3 Week Lead Time)  
**Escalate:** Available in Silver Only  
**Guarantee:** 1 Year Guarantee on Electrical Items



PEAPM60/W

### Peak Power and Media Module

- 3 week lead time.
- 4x or 6x 3.15 amp individually fused sockets.
- 2x USB twin charger (type A+C).
- Integral colour coded fuse clips.
- Hardwired 800mm lead to Wieland connector.
- Includes 4x screw clamps.
- Fixing via 194w x 134d (4 gang) or 274w x 134d (6 gang) aperture.
- Requires a separate mains lead if connecting directly into a socket (page 310).

**PEAPM60** - 4x Power, 2x USB Twin Charger - 220w x 155d \_\_\_\_\_ **£833**

**Finishes:** Add £0 for Silver (.../S)  
Add £32 for Black (.../B) and White (.../W)



PEAPM80/B

**PEAPM80** - 6x Power, 2x USB Twin Charger - 300w x 155d \_\_\_\_\_ **£893**

**Finishes:** Add £0 for Silver (.../S)  
Add £32 for Black (.../B) and White (.../W)



PEAPM60/S  
Stainless Steel Silver with Black Inserts



PEAPM80/B  
Black with Black Inserts



PEAPM80/W  
Matt White with Grey Inserts



POW/ESC/1P1T/S

### Escalate Power and Media Module

- Standard lead time.
- 1x 3.15 amp individually fused socket.
- 1x USB twin charger (type A+A).
- 500mm power and connection lead to Wieland connector.
- Fixing via 80w (dia) porthole aperture.
- Requires a separate mains lead if connecting directly into a socket (page 310).

**POW/ESC/1P1T/S** - 1x Power, 1x USB Twin Charger - Silver - 95w (dia) x 230h \_\_\_\_\_ **£225**



POW/ESC/1P1T/S



# Accessories

## Power Modules

**Finishes:**

**WCU:** Available in Black, Black with Aluminium Trim, Black Glass, White, White with Aluminium Trim and White Glass (3 Week Lead Time)

**Dual Pro WCU:** Available in Black Glass with Silver Base, White Glass with Silver Base, Black Glass with Black Base and White Glass with Black Base  
 1 Year Guarantee on Electrical Items

**Guarantee:**



WCU/BB

**Wireless Charging Unit**

- Standard lead time. • Charge smartphones and tablets wirelessly. • Fixing via 80w porthole aperture.
- Charging unit complete with 15W USB power plug.
- Wireless Charging Receiver required when device does not support wireless charging.

**Price**

WCU... - Charging Unit - 85w (dia)

£260

**Finishes:**

Add £0 for Black (.../BB) and White (.../WW)

Add £40 for Aluminium Black (.../AB) and Aluminium White (.../AW)

Add £20 for Black Glass (.../BG) and White Glass (.../WG)



WCU/BB  
Black



WCU/AB  
Black with Aluminium Trim



WCU/BG  
Black Glass



WCU/WW  
White



WCU/AW  
White with Aluminium Trim



WCU/WG  
White Glass



WCU/DP/BGB

**Dual Pro Wireless Charging Unit**

- Standard lead time. • Lid cover slides to reveal 3x USB chargers (type A+A+C).
- Charge smartphones and tablets wirelessly. • 65W laptop charging without a traditional brick power cord.
- Fixing via 80w porthole aperture. • Charging unit complete with USB power plug.
- Wireless Charging Receiver required when device does not support wireless charging.

**Price**

WCU/DP... - Dual Pro Charging Unit - 203w x 93d x 8h

£289

**Finishes:**

Add £0 for Black Glass with Silver Base (.../BGS), White Glass with Silver Base (.../WGS),  
 Black Glass with Black Base (.../BGB) and White Glass with Black Base (.../WGB)



WCU/DP/BGS  
Black Glass with Silver Base



WCU/DP/WGS  
White Glass with Silver Base



WCU/DP/BGB  
Black Glass with Black Base



WCU/DP/WGB  
White Glass with Black Base



WCU/WCR

**Wireless Charging Receiver**

- Standard lead time. • Charge smartphones and tablets wirelessly.
- Wireless Charging Unit required to support wireless charging.

**Price**

WCU/WCR - Wireless Charging Receiver

£111

# Accessories

## Power Modules

**Finishes:** **Port Hole:** Available in Grey, Black and White  
**Pix:** Available in Black with Silver Trim and White with White Trim  
**Guarantee:** 1 Year Guarantee on Electrical Items



PHPM/G

### Port Hole Power and Media Module

- Standard lead time. • 1x 3.15 amp individually fused socket. • 1x USB twin charger (type A+C).
- 1m connection lead. • Fixing via 80w porthole aperture.
- Requires a separate mains lead if connecting directly into a socket (page 310).

**PHPM** - 1x Power, 1x USB Twin Charger - 95w (dia)

**Price**

£198

**Finishes:** Add £0 for Grey (.../G), Black (.../B) and White (.../W)



PHPM/G  
Grey



PHPM/B  
Black



PHPM/W  
White



POW/PIX/1P1T/B

### Pix Power and Media Module

- Standard lead time. • 1x 3.15 amp individually fused socket. • 1x USB twin charger (type A+C).
- 800mm connection lead. • Fixing via 80w porthole aperture.
- Requires a separate mains lead if connecting directly into a socket (page 310).

**POW/PIX/1P1T...** - 1x Power, 1x USB Twin Charger - 90w (dia) x 16h

**Price**

£257

**Finishes:** Add £0 for Black (.../B) and White (.../W)



POW/PIX/1P1T/B  
Black



POW/PIX/1P1T/W  
White



# Accessories

## Power Modules

**Finishes:** **Pluto:** Available in Grey with Black Inserts, Black with Grey Inserts and White with Grey Inserts  
**Inca:** Available in Grey, Black and White

**Guarantee:** 1 Year Guarantee on Electrical Items



PLU/3P/G

### Pluto Power Module

- Standard lead time.
- 3.15 amp individually fused sockets.
- Optional USB twin charger (type A+C).
- Fixing via 80w porthole aperture.
- Requires a separate mains lead if connecting directly into a socket (page 310).

**Price**

**PLU/3P...** - 3x Power - 140w (dia) x 73h \_\_\_\_\_ £245

**Finishes:** Add £0 for Grey with Black Inserts (.../G), Black with Grey Inserts (.../B) and White with Grey Inserts (.../W)



PLU/2P/1USB/G

**PLU/2P/1USB...** - 2x Power, 1x USB Twin Charger - 140w (dia) x 73h \_\_\_\_\_ £390

**Finishes:** Add £0 for Grey with Black Inserts (.../G), Black with Grey Inserts (.../B) and White with Grey Inserts (.../W)



PLU/2P/1USB/G  
Grey



PLU/2P/1USB/B  
Black



PLU/2P/1USB/W  
White



IPM/G

### Inca Power and Media Module

- Standard lead time.
- 2x 3.15 amp individually fused sockets.
- 2x USB twin chargers (type A+C).
- Power and connection lead to 3 pole connector.
- Fixing via 80w porthole aperture.
- Requires a separate mains lead if connecting directly into a socket (page 310).

**Price**

**IPM...** - 2x Power, 2x USB Twin Charger - 140w x 140d x 72h \_\_\_\_\_ £425

**Finishes:** Add £0 for Grey (.../G), Black (.../B) and White (.../W)



IPM/G  
Grey



IPM/B  
Black



IPM/W  
White



# Accessories

## Power Modules

**Finishes:** **Flex:** Available in Grey Aluminium with Grey Plastic Ends, Black Plastic with Black Plastic Ends and White Plastic with White Plastic Ends  
**Boost:** Available in Black only  
**Fixing Clamp:** Available in Silver, Black Graphite and White  
**Guarantee:** 1 Year Guarantee on Electrical Items



FDT/2P/W

### Flex Desktop Power and Media Module

- Standard lead time. • 3.15 amp individually fused sockets.
- USB twin charger (type A+C). • Power and connection lead to 3 pole connector.
- Cables exit from unit back. • Optional desktop clamps available (see below).
- Requires a separate mains lead if connecting directly into a socket (page 310).

**FDT/2P...** - 2x Power \_\_\_\_\_ **Price** £74

**Finishes:** Add £0 for Black (.../B) and White (.../W)  
Add £8 for Grey (.../G)



FDT/1P/2USB/G

**FDT/1P/2USB...** - 1x Power, 1x USB Twin Charger \_\_\_\_\_ **Price** £147

**Finishes:** Add £0 for Black (.../B) and White (.../W)  
Add £7 for Grey (.../G)



FDT/2P/2USB/B

**FDT/2P/2USB...** - 2x Power, 1x USB Twin Charger \_\_\_\_\_ **Price** £166

**Finishes:** Add £0 for Black (.../B) and White (.../W)  
Add £5 for Grey (.../G)



FDT/1P/2USB/G  
Grey Aluminium with Grey Plastic Ends



FDT/2P/2USB/B  
Black Plastic with Black Plastic Ends



FDT/1P/2USB/W  
White Plastic with White Plastic Ends



FDPC1

### Flex Desktop Power Module Fixing Clamp

- Standard lead time. • Compatible with Flex power modules. • Clamps modules to chosen desks.

**FDPC1** - Flex \_\_\_\_\_ **Price** £14

For Single Desks: Progress Plus, Progress, Linnea Elevate, Linnea and Matrix single desks. Kassini, Optima Plus, Reflex, Callisto, Windsor, Flexi entire ranges.

**FDPC2** - Flex \_\_\_\_\_ **Price** £14

For Double Bench Desks: Progress Plus, Progress, Progress Lite, Linnea Elevate, Linnea and Matrix double benches.



POW/BOO/2P1T/S

### Boost Desktop Power and Media Module

- Standard lead time. • 2x 3 amp switched sockets with resettable thermal fuses. • 1x USB twin charger (type A+A).
- 500mm power and connection lead to 3 pole connector. • Cables exit from unit back.
- Fixed desktop clamp. • Requires a separate mains lead if connecting directly into a socket (page 310).

**POW/BOO/2P1T/S** - 2x Power, 1x USB Twin Charger - Silver \_\_\_\_\_ **Price** £168

# Accessories

## Power Modules

**Finishes:** **Capsule:** Available in Black and White  
**Capsule Plus:** Available in Black and White  
**Fixing Clamp:** Available in Silver, Black Graphite and White  
**Guarantee:** 1 Year Guarantee on Electrical Items



CAP/2P/W

### Capsule Desktop Power and Media Module - 18w USB Twin Charger

- Standard lead time. • 2x 3 amp switched sockets with resettable thermal fuses. • 1x 18w USB twin charger (type A+C).
- Able to charge a range of mobile devices. • 2x data blanks. • Power and connection lead to 3 pole connector.
- Cables exit from unit back. • Optional desktop clamps available (see below).
- Requires a separate mains lead if connecting directly into a socket (page 310).

**Price**

**CAP/2P...** - 2x Power, 1x USB Twin Charger, 2x Blanks

£145

**Finishes:** Add £0 for Black (.../B) and White (.../W)



CAP/2P/B  
Black



CAP/2P/W  
White



CAPP/2P/W

### Capsule Plus Desktop Power and Media Module - 65w USB Twin Charger

- Standard lead time. • 2x 3 amp switched sockets with resettable thermal fuses. • 1x 65w USB twin charger (type A+C).
- Able to charge power laptops, tablets and smart phones. • 2x data blanks. • Power and connection lead to 3 pole connector.
- Cables exit from unit back. • Optional desktop clamps available (see below).
- Requires a separate mains lead if connecting directly into a socket (page 310).

**Price**

**CAPP/2P...** - 2x Power, 1x USB Twin Charger, 2x Blanks

£223

**Finishes:** Add £0 for Black (.../B) and White (.../W)



CAPP/2P/B  
Black



CAPP/2P/W  
White



CAPDPC1

### Capsule Desktop Power Module Fixing Clamp

- Standard lead time. • Compatible with Capsule power modules. • Clamps modules to chosen desks.

**Price**

**CAPDPC1** - Capsule

£14

For Single Desks: Progress Plus, Progress, Linnea Elevate, Linnea and Matrix single desks. Kassini, Optima Plus, Reflex, Callisto, Windsor, Flexi entire ranges.

**CAPDPC2** - Capsule

£14

For Double Bench Desks: Progress Plus, Progress, Progress Lite, Linnea Elevate, Linnea and Matrix double benches.

# Accessories

## Power Modules

**Finishes:** **Plaza:** Available in Black and White  
**Wieland:** Available in Black Only  
**Fixing Clamp:** Available in Silver, Black Graphite and White  
**Guarantee:** 1 Year Guarantee on Electrical Items



POW/PLA/2P1T/B

### Plaza Desktop Power and Media Module

- Standard lead time.
- 2x 3 amp sockets with resettable thermal fuses.
- 1x USB twin charger (type A+C).
- 500mm power and connection lead to 3 pole connector.
- Cables exit from unit back.
- Fixed desktop clamp.
- Requires a separate mains lead if connecting directly into a socket (page 310).

**Price**

**POW/PLA/2P1T...** - 2x Power, 1x USB Twin Charger

£140

**Finishes:** Add £0 for Black (.../B) and White (.../W)



POW/PLA/2P1T/B  
Black



POW/PLA/2P1T/W  
White



PLADPC1

### Plaza Desktop Power Module Fixing Clamp

- Standard lead time.
- Compatible with Plaza power modules.
- Clamps modules to chosen desks.

**Price**

**PLADPC1** - Plaza

£14



SK3/U

### Wieland Socket Box

- Standard lead time.
- 3.15 amp Individually fused unswitched black sockets.
- Complete with 250mm earth lead to M5 ring terminal.
- Requires a separate mains lead if connecting directly into a socket (page 310).

**Price**

**SK2/U** - 2 Gang - 262w x 60d x 50h

£28

**SK3/U** - 3 Gang - 262w x 60d x 50h

£35

**SK4/U** - 4 Gang - 315w x 60d x 50h

£44

# Accessories

## Power Modules



AFK

### Adhesive Fixing Kit

- Standard lead time.
- Enables freestanding power modules to be attached to the desk top.
- 1x kit required per module.

AFK \_\_\_\_\_

**Price**

£7



2WA

### 2 Way Adaptor

- Standard lead time.
- Allows power supply to be split between multiple power modules.

2WA \_\_\_\_\_

**Price**

£24



3WA

### 3 Way Adaptor

- Standard lead time.
- Allows power supply to be split between multiple power modules.

3WA \_\_\_\_\_

**Price**

£18



5M

### Wieland Mains Cable

- Standard lead time.
- Black cable and plug.
- 13amp fused.

7M - 7000mm \_\_\_\_\_

**Price**

£30

5M - 5000mm \_\_\_\_\_

£25

3M - 3000mm \_\_\_\_\_

£20

2M - 2000mm \_\_\_\_\_

£18



CL10

### Wieland Interconnection Cable

- Standard lead time.
- Black cable and interconnection plugs.
- Male and female connectors.

CL20 - 2000mm \_\_\_\_\_

**Price**

£16

CL10 - 1000mm \_\_\_\_\_

£14

CL5 - 500mm \_\_\_\_\_

£13



IEC90/5

### IEC 90 Degree Power Cable

- Standard lead time.
- Black cable and plug.
- 13amp fused.

IEC90/7 - 7000mm \_\_\_\_\_

**Price**

£30

IEC90/5 - 5000mm \_\_\_\_\_

£25

IEC90/3 - 3000mm \_\_\_\_\_

£20

IEC90/2 - 2000mm \_\_\_\_\_

£18

# Accessories

## Monitor Arms



F2LMP

### Flex Monitor Arm

- Standard lead time.
- Desk mounted monitor arm with 2x folding links.
- Manual post height adjustment.
- Supports monitors weighing up to 10.0kg.

Manual Post Height Adjustment

**F2LMP...** - Clamp on Desk Fixing

**Price**

£190

Manual Post Height Adjustment

**F2LMPBT...** - Bolt through Desk Fixing

£190

**Finishes:** Add £0 for Silver (no suffix) and White (.../W)



F2LGP

### Flex Monitor Arm

- Standard lead time.
- Desk mounted monitor arm with 2x folding links.
- Front end height adjustment.
- Supports monitors weighing up to 10.0kg.

Front End Height Adjustment

**F2LGP...** - Clamp on Desk Fixing

**Price**

£239

Front End Height Adjustment

**F2LGPBT...** - Bolt through Desk Fixing

£239

**Finishes:** Add £0 for Silver (no suffix) and White (.../W)



F2LGS

### Flex Rail Mounted Monitor Arm

- Standard lead time.
- Management rail mounted monitor arm with 2x folding links.
- Front end height adjustment.
- Supports monitors weighing up to 10.0kg.

Front End Height Adjustment

**F2LGS...** - Management Rail Screen Mounted Clamp

**Price**

£197

**Finishes:** Add £0 for Silver (no suffix) and White (.../W)



F4LGP

### Flex Dual Monitor Arm

- Standard lead time.
- Desk mounted monitor arm with 2x folding links.
- Manual post and front end height adjustment.
- Supports 2x monitors each weighing up to 10.0kg.

Manual Post and Front End Height Adjustment

**F4LGP...** - Clamp on Desk Fixing

**Price**

£521

**Finishes:** Add £0 for Silver (no suffix) and White (.../W)



# Accessories

## Monitor Arms



MMA1/B

### Maya Monitor Arm

- Desk mounted monitor arm with 2x folding links.
- Gas spring assisted height adjustment.
- Supports monitors weighing up to 9kg.
- Monitor Arm comes with both Clamp On and Bolt Through Desk Fixings.

Gas Spring Assisted Height Adjustment

**MMA1...** - Clamp on and Bolt Through Desk Fixing

**Price**

£200

**Finishes:** Add £0 for Matte White (.../W) and Matte Black (.../B)



MMA2/B

### Maya Dual Monitor Arm

- Desk mounted dual monitor arm with 2x arms with 2x folding links each.
- Gas spring assisted height adjustment.
- Supports monitors weighing up to 9kg.
- Monitor Arm comes with both Clamp On and Bolt Through Desk Fixings.

Gas Spring Assisted Height Adjustment

**MMA2...** - Clamp on and Bolt Through Desk Fixing

**Price**

£275

**Finishes:** Add £0 for Matte White (.../W) and Matte Black (.../B)



MMA/LS/B

### Maya Laptop Stand for Monitor Arms

- Attaches onto Maya Monitor Arms to provide a safe housing for laptops.
- Includes soft rubber pads.
- Flexible width adjustment.
- Available in Black only.

**MMA/LS/B**

**Price**

£57

# Accessories

## Monitor Arms



MOA/ASC1/S

### Ascend Monitor Arm

- Standard lead time. • Desk mounted monitor arm with 2x folding links.
- Gas assisted fingertip adjustment. • Supports monitors weighing 3.0kg - 8.0kg.

Gas Assisted Fingertip Adjustment

**MOA/ASC1...** - Clamp on Desk Fixing

**Price**

£258

**Finishes:** Add £0 for Silver (.../S) and Black (.../B)  
Add £45 for White (.../W)



MOA/ASC1/S

### Ascend Rail Mounted Monitor Arm

- Standard lead time. • Management rail mounted monitor arm with 1x folding link.
- Gas assisted fingertip adjustment. • Supports monitors weighing 3.0kg - 8.0kg.

Gas Assisted Fingertip Adjustment

**MOA/ASC1RM...** - Management Rail Screen Mounted Clamp

**Price**

£258

**Finishes:** Add £0 for Silver (.../S) and Black (.../B)  
Add £45 for White (.../W)



MOA/ASC2/S

### Ascend Dual Monitor Arm

- Standard lead time. • Desk mounted monitor arm with 2x folding links.
- Gas assisted fingertip adjustment. • Supports 2x monitors each weighing 3.0kg - 8.0kg.

Gas Assisted Fingertip Adjustment

**MOA/ASC2...** - Clamp on Desk Fixing

**Price**

£550

**Finishes:** Add £0 for Silver (.../S) and Black (.../B)  
Add £20 for White (.../W)



MOA/FLO1/S

### Flo Monitor Arm

- Standard lead time. • Desk mounted monitor arm with 2x folding links.
- 'Flo Spring Technology' fingertip adjustment. • Supports monitors weighing 3.0kg - 9.0kg.

'Flo Spring Technology' Fingertip Adjustment

**MOA/FLO1...** - Clamp on Desk Fixing

**Price**

£310

**Finishes:** Add £0 for Silver Clamp (.../S), Black Clamp (.../B) and White Clamp (.../W)

# Accessories

## Monitor Arms



2LM2BS

### M2 Monitor Arm

- Standard lead time.
- Desk mounted monitor arm with 2x folding links.
- Extension Spring Assisted adjustment.
- Supports monitors weighing 1.8kg - 9.0kg.

Extension Spring Assisted Adjustment

**2LM2C...** - Clamp on Desk Fixing

**Price**

£345

Extension Spring Assisted Adjustment

**2LM2B...** - Bolt through Desk Fixing

£345

**Finishes:** Add £0 for Silver (...S) and White (...W)



M8S3WCB

### M8 Dual Monitor Arm

- 4 week lead time.
- Not compatible with the Matrix range.
- Desk mounted monitor arm with 2x folding links and crossbar support.
- Extension Spring Assisted adjustment.
- Supports 2x monitors each weighing 1.8kg - 9.0kg.
- Clamp fixing to a 25mm desk top only.

Extension Spring Assisted Adjustment

**M8S3...** - Clamp on Desk Fixing

**Price**

£707

**Finishes:** Add £0 for Silver (...SCB) and White (...WCB)



MOA/OLL1/S

### Ollin Monitor Arm

- Standard lead time.
- Desk mounted monitor arm with 2x folding links.
- 'Technical Cord' system adjustment.
- Supports monitors weighing up to 9.0kg.

'Technical Cord' System Adjustment

**MOA/OLL1...** - Clamp on Desk Fixing

**Price**

£348

**Finishes:** Add £0 for Silver (.../S), Black (.../B) and White (.../W)



MOA/OLL2/S

### Ollin Dual Monitor Arm

- Standard lead time.
- Desk mounted monitor arm with 2x folding links and crossbar support.
- 'Technical Cord' system adjustment.
- Supports 2x monitors each weighing up to 9.0kg.

Technical Cord System Height Adjustment

**MOA/OLL2...** - Clamp on Desk Fixing

**Price**

£543

**Finishes:** Add £0 for Silver (.../S), Black (.../B) and White (.../W)

# Accessories

## Lighting



LGT/SUP/BM/S

### Supa Lamp

- Standard lead time. • 10 year, 24/7 warranty. • Touchstrip dimmable. • 7 watts energy consumption.
- 3000K (warm white) to 4000K (cool white) colour temperature.
- Energy saving auto off when no movement is detected.

Base Mounted

**LGT/SUP/BM...** - Base Mounted \_\_\_\_\_ **Price** £870

**Finishes:** Add £0 for Grey Base (.../G), Black Base (.../B) and White Base (.../W)



LGT/SUP/RM/S

Management Rail Screen Mounted

**LGT/SUP/RM...** - Management Rail Screen Mounted \_\_\_\_\_ **Price** £870

**Finishes:** Add £0 for Grey Rail Mounted (.../G), Black Rail Mounted (.../B) and White Rail Mounted (.../W)



ZBARS


### Mini Z-Bar Lamp

- Standard lead time. • 1 year warranty. • Touchstrip dimmable. • 6.5 watts energy consumption.
- 3500K to 45000K colour temperature. • Three bar design provides ultimate flexibility.

Base Mounted

**ZBAR...** - Base Mounted \_\_\_\_\_ **Price** £463

**Finishes:** Add £0 for Silver Base (.../S), Black Base (.../B) and White Base (.../W)



ZBARS/RM

Management Rail Screen Mounted

**ZBAR...** - Management Rail Screen Mounted \_\_\_\_\_ **Price** £481

**Finishes:** Add £0 for Silver Rail Mounted (.../S/RM), Black Rail Mounted (.../B/RM) and White Rail Mounted (.../W/RM)



ZBAR/WCU/S

### Mini Z-Bar Aircharge Lamp

- Standard lead time. • 1 year warranty. • Touchstrip dimmable. • 7 watts energy consumption.
- 3500K (warm white) to 5000K (daylight) colour temperature. • In-built wireless charger.
- Three bar design provides ultimate flexibility.

Base Mounted

**ZBAR/WCU...** - Base Mounted \_\_\_\_\_ **Price** £470

**Finishes:** Add £0 for Silver Base (.../S), Black Base (.../B) and White Base (.../W)

# Accessories

## Various



ET16

### Universal Cable Trunking

- Standard lead time.
- 3x channel electrical trunking.
- Black PVC with self adhesive fixing.
- Cables simply push in.
- Suitable for all desking ranges.

	Price
<b>ET18</b> - 1500w x 80d x 22h	£70
<b>ET16</b> - 1300w x 80d x 22h	£60
<b>ET14</b> - 1100w x 80d x 22h	£47
<b>ET12</b> - 900w x 80d x 22h	£44



SCR/S - SCR/B - SCR/W

### Slinky Cable Riser

- Standard lead time.
- Suitable for all desking ranges.

SCR...	Price
SCR...	£54

**Finishes:** Add £0 for Silver (.../S), Black (.../B) and White Base (.../W)



MCPU

### Mobile CPU Holder

- Standard lead time.
- Adjustable bracket to hold 180mm - 240mm wide CPU towers.
- Suitable for all desking ranges.

MCPU	Price
MCPU	£94



CPUW - CPU

### CPU Holder

- Standard lead time.
- Includes mounting kit.
- Adjustable CPU holder for PC towers.
- Rotates a full 360 degrees for complete access to cables and ports.

CPU...	Price
CPU... - 76-254w x 305-508h	£188

**Finishes:** Add £0 for Black (no suffix) and White (.../W)



DTM

### Desktop Mat

- Standard lead time.
- Heavy duty black polyurethane with 90 degree lipped edge.

DTM	Price
DTM - 635w x 465d x 20h	£146



FL

### Fixing Link

- Standard lead time.
- Enables freestanding workstation surfaces to be linked together.
- Supplied in packs of 20, including wood screws.

FL	Price
FL - Pack of 20	£9

# Accessory Compatibility

- **Black** - Compatible
- **Orange** - Non-standard position required
- **Blue** - Conflict when using screens without .../V
- **Purple** - Conflict when using cable tray
- **Green** - Unspecified
- **Red** - May not support larger modules

	Screens		Monitor Arms							
	Range Screens	Universal Screens	Flex, page 311	Maya (Clamp On), page 312	Maya (Bolt Through), page 312	Ascend, page 313	Flo, page 313	M2, page 314	M8, page 314	Olin, page 314
<b>Progress Plus</b> - Double Benches	●		●	●	●	●	●	●	●	●
<b>Progress Plus</b> - Rectangular	●	●	●	●	●	●	●	●	●	●
<b>Progress Plus</b> - 120 Degree	●			●	●					
<b>Progress</b> - Double Benches	●		●	●	●			●		
<b>Progress</b> - Rectangular	●	●	●	●	●	●	●	●	●	●
<b>Progress</b> - 120 Degree	●			●	●					
<b>Progress Lite</b> - Double Benches	●		●	●	●	●	●	●	●	●
<b>Linnea Elevate</b> - Double Benches	●		●	●	●	●	●	●	●	●
<b>Linnea Elevate</b> - Rectangular	●		●	●	●	●	●	●	●	●
<b>Lux</b> - Double Benches	●		●		●					
<b>Lux</b> - Rectangular		●	●			●	●	●	●	●
<b>Reflex</b> - Rectangular and Managers		●	●	●	●	●	●	●	●	●
<b>Linnea</b> - Double Benches	●	●	●	●	●	●	●	●	●	●
<b>Linnea</b> - Rectangular, Angular and Secretarial Return	●	●	●	●	●	●	●	●	●	●
<b>Linnea</b> - Radius Reception			●	●	●	●	●	●	●	●
<b>Linnea</b> - 120 Degree Cluster	●		●		●	●	●	●	●	●
<b>Matrix+</b> - Double Benches	●	●	●	●	●	●	●	●	●	●
<b>Matrix+</b> - Rectangular and Angular	●	●	●	●	●	●	●	●	●	●
<b>Matrix+</b> - 120 Degree	●	●	●	●	●	●	●	●	●	●
<b>Matrix+</b> - Secretarial Return	●	●	●	●	●	●	●	●	●	●
<b>Kassini</b> - Rectangular, 'D' Ended and Radius Executive		●	●	●	●	●	●	●	●	●
<b>Kassini</b> - Bow Fronted Rectangular and Crescent			●	●	●	●	●	●	●	●
<b>Kassini</b> - Crescent, Radius Crescent and Symmetrical Crescent		●	●	●	●	●	●	●	●	●
<b>Kassini</b> - Single and Double Wave		●	●	●	●	●	●	●	●	●
<b>Kassini</b> - 120 Degree		●	●	●	●	●	●	●	●	●
<b>Kassini</b> - Kidney, Radius Reception and Reception			●	●	●	●	●	●	●	●
<b>Kassini</b> - Linking			●	●	●	●	●	●	●	●
<b>Kassini</b> - Secretarial Return		●		●	●					

# Accessory Compatibility

- **Black** - Compatible
- **Orange** - Non-standard position required
- **Blue** - Conflict when using screens without .../V
- **Purple** - Conflict when using cable tray
- **Green** - Unspecified
- **Red** - May not support larger modules

	Screens		Monitor Arms													
	Range Screens	Universal Screens	Flex, page 311	Maya (Clamp On), page 312	Maya (Bolt Through), page 312	Ascend, page 313	Flo, page 313	M2, page 314	M8, page 314	Olin, page 314						
<b>Optima Plus</b> - Rectangular, 'D' Ended and Radius Executive	●	●	●	●	●	●	●	●	●	●	●	●	●	●	●	●
<b>Optima Plus</b> - Bow Fronted Rectangular and Crescent			●	●	●	●	●	●	●	●	●	●	●	●	●	●
<b>Optima Plus</b> - Crescent, Radius Crescent and Symmetrical Crescent	●	●	●	●	●	●	●	●	●	●	●	●	●	●	●	●
<b>Optima Plus</b> - Single and Double Wave	●	●	●	●	●	●	●	●	●	●	●	●	●	●	●	●
<b>Optima Plus</b> - 120 Degree	●	●	●	●	●	●	●	●	●	●	●	●	●	●	●	●
<b>Optima Plus</b> - Kidney, Radius Reception and Reception			●	●	●	●	●	●	●	●	●	●	●	●	●	●
<b>Optima Plus</b> - Linking			●	●	●	●	●	●	●	●	●	●	●	●	●	●
<b>Optima Plus</b> - Secretarial Return	●			●	●											
<b>Callisto</b> - Rectangular, 'D' Ended and Radius Executive	●	●	●	●	●	●	●	●	●	●	●	●	●	●	●	●
<b>Callisto</b> - Bow Fronted Rectangular and Crescent			●	●	●	●	●	●	●	●	●	●	●	●	●	●
<b>Callisto</b> - Crescent, Radius Crescent and Symmetrical Crescent	●	●	●	●	●	●	●	●	●	●	●	●	●	●	●	●
<b>Callisto</b> - Single and Double Wave	●	●	●	●	●	●	●	●	●	●	●	●	●	●	●	●
<b>Callisto</b> - 120 Degree	●	●	●	●	●	●	●	●	●	●	●	●	●	●	●	●
<b>Callisto</b> - Kidney, Radius Reception and Reception			●	●	●	●	●	●	●	●	●	●	●	●	●	●
<b>Callisto</b> - Linking			●	●	●	●	●	●	●	●	●	●	●	●	●	●
<b>Callisto</b> - Secretarial Return	●			●	●											
<b>Windsor</b> - Rectangular, Crescent, Single and Double Wave	●	●	●	●	●	●	●	●	●	●	●	●	●	●	●	●
<b>Windsor</b> - Bow Fronted Rectangular and Crescent			●	●	●	●	●	●	●	●	●	●	●	●	●	●
<b>Windsor</b> - Radius Reception			●	●	●	●	●	●	●	●	●	●	●	●	●	●
<b>Windsor</b> - Bow Fronted Reception				●	●											
<b>Windsor</b> - Radius Reception with Counter Tops						●										
<b>Windsor</b> - Secretarial Return				●	●											
<b>Flexi</b> - Rectangular, Crescent and Symmetrical Crescent	●	●	●	●	●	●	●	●	●	●	●	●	●	●	●	●
<b>Flexi</b> - Single and Double Wave and 120 Degree	●	●	●	●	●	●	●	●	●	●	●	●	●	●	●	●
<b>Flexi</b> - Secretarial Return	●			●	●											
<b>Call Centre</b> - Circular and Semi-circular	●					●										
<b>Interact</b> - Blade, Plectrum and Quad																
<b>Reception</b> - Connect				●	●	●	●	●	●	●	●	●	●	●	●	●
<b>Reception</b> - Windsor Bow Fronted Reception						●										
<b>Benches</b> - Alto Canopy	●					●										
<b>Benches</b> - Alto, Harmony and Loco	●					●										

# Accessory Compatibility

- **Black** - Compatible
- **Orange** - Non-standard position required
- **Blue** - Conflict when using screens without .../V
- **Purple** - Conflict when using cable tray
- **Green** - Unspecified
- **Red** - May not support larger modules

	Power and Data Modules															
	Kaspa, page 300	Prime, page 300	Boardroom, page 301	Conus, page 302	Peak, page 303	Escalate, page 303	Wireless Charging Unit, page 304	Port Hole, page 305	Pix, page 305	Pluto, page 306	Inca, page 306	Flex, page 307	Boost, page 307	Capsule, page 308	Plaza, page 309	Wieland Socket Boxes, page 309
<b>Progress Plus</b> - Double Benches							●	●	●			●	●	●	●	●
<b>Progress Plus</b> - Rectangular						●	●	●	●	●	●	●	●	●	●	●
<b>Progress Plus</b> - 120 Degree							●	●	●			●		●		●
<b>Progress Plus</b> - Conference / Meeting	●	●		●	●		●									
<b>Progress</b> - Double Benches							●	●	●			●		●		●
<b>Progress</b> - Rectangular						●	●	●	●	●	●	●	●	●	●	●
<b>Progress</b> - 120 Degree							●	●	●	●	●	●		●		●
<b>Progress</b> - Conference / Meeting	●	●				●	●	●	●	●	●					
<b>Progress Lite</b> - Double Benches							●	●	●	●	●	●		●		●
<b>Linnea Elevate</b> - Double Benches							●					●	●	●	●	●
<b>Linnea Elevate</b> - Rectangular												●	●	●	●	●
<b>Lux</b> - Double Benches							●	●	●	●		●		●		●
<b>Lux</b> - Rectangular	●	●				●	●	●	●	●	●	●	●	●	●	●
<b>Lux</b> - 1000w Circular Meeting	●	●	●	●	●	●	●	●	●	●	●	●	●	●	●	●
<b>Lux</b> - All other Conference / Meeting	●	●	●	●	●	●	●	●	●	●	●	●	●	●	●	●
<b>Lux</b> - Benches	●	●	●	●	●	●	●	●	●	●	●	●	●	●	●	●
<b>Reflex</b> - Rectangular and Managers						●	●	●	●	●	●	●	●	●	●	●
<b>Reflex</b> - 1000w Circular Meeting	●	●	●	●	●	●	●	●	●	●	●	●	●	●	●	●
<b>Reflex</b> - All other Conference / Meeting	●	●	●	●	●	●	●	●	●	●	●	●	●	●	●	●
<b>Linnea</b> - Double Benches							●					●	●	●	●	●
<b>Linnea</b> - Rectangular, Angular and Secretarial Return						●	●	●	●	●	●	●	●	●	●	●
<b>Linnea</b> - Radius Reception							●	●	●	●	●	●		●		●
<b>Linnea</b> - 120 Degree Cluster							●	●	●	●	●	●		●		●
<b>Linnea</b> - 2000, 1800 and 1600w and 800d Meeting	●	●	●	●	●			●	●	●	●	●				●
<b>Linnea</b> - 1400w and 800d Meeting	●	●	●	●	●			●	●	●	●	●				●
<b>Linnea</b> - 1000w Meeting	●	●	●	●	●	●	●	●	●	●	●	●	●	●	●	●
<b>Linnea</b> - All other Conference / Meeting	●	●	●	●	●	●	●	●	●	●	●	●	●	●	●	●
<b>Matrix+</b> - Double Benches							●	●	●	●	●	●	●	●	●	●
<b>Matrix+</b> - Rectangular and Angular	●	●				●	●	●	●	●	●	●	●	●	●	●
<b>Matrix+</b> - 120 Degree							●	●	●	●	●	●	●	●	●	●
<b>Matrix+</b> - Secretarial Return						●	●	●	●	●	●	●	●	●	●	●
<b>Matrix+</b> - Conference / Meeting	●	●	●	●	●	●	●	●	●	●	●	●	●	●	●	●



# Accessory Compatibility

- **Black** - Compatible
- **Orange** - Non-standard position required
- **Blue** - Conflict when using screens without .../V
- **Purple** - Conflict when using cable tray
- **Green** - Unspecified
- **Red** - May not support larger modules

**Power and Data Modules**

Kaspa, page 300  
 Prime, page 300  
 Boardroom, page 301  
 Conus, page 302  
 Peak, page 303  
 Escalate, page 303  
 Wireless Charging Unit, page 304  
 Port Hole, page 305  
 Pix, page 305  
 Pluto, page 306  
 Inca, page 306  
 Flex, page 307  
 Boost, page 307  
 Capsule, page 308  
 Plaza, page 309  
 Wieland Socket Boxes, page 309

Accessory	Kaspa, page 300	Prime, page 300	Boardroom, page 301	Conus, page 302	Peak, page 303	Escalate, page 303	Wireless Charging Unit, page 304	Port Hole, page 305	Pix, page 305	Pluto, page 306	Inca, page 306	Flex, page 307	Boost, page 307	Capsule, page 308	Plaza, page 309	Wieland Socket Boxes, page 309
<b>Kassini</b> - Rectangular, 'D' Ended and Radius Executive	●	●				●	●	●	●	●	●	●	●	●	●	●
<b>Kassini</b> - Bow Fronted Rectangular and Crescent	●	●				●	●	●	●	●	●	●	●	●	●	●
<b>Kassini</b> - Crescent, Radius Crescent and Symmetrical Crescent	●	●				●	●	●	●	●	●	●	●	●	●	●
<b>Kassini</b> - Single and Double Wave	●	●				●	●	●	●	●	●	●	●	●	●	●
<b>Kassini</b> - 120 Degree	●	●				●	●	●	●	●	●	●	●	●	●	●
<b>Kassini</b> - Kidney, Radius Reception and Reception	●	●				●	●	●	●	●	●	●	●	●	●	●
<b>Kassini</b> - Linking	●	●				●	●	●	●	●	●	●	●	●	●	●
<b>Kassini</b> - Secretarial Return								●	●			●		●		
<b>Optima Plus</b> - Rectangular, 'D' Ended and Radius Executive	●	●				●	●	●	●	●	●	●	●	●	●	●
<b>Optima Plus</b> - Bow Fronted Rectangular and Crescent	●	●				●	●	●	●	●	●	●	●	●	●	●
<b>Optima Plus</b> - Crescent, Radius Crescent and Symmetrical Crescent	●	●				●	●	●	●	●	●	●	●	●	●	●
<b>Optima Plus</b> - Single and Double Wave	●	●				●	●	●	●	●	●	●	●	●	●	●
<b>Optima Plus</b> - 120 Degree	●	●				●	●	●	●	●	●	●	●	●	●	●
<b>Optima Plus</b> - Kidney, Radius Reception and Reception	●	●				●	●	●	●	●	●	●	●	●	●	●
<b>Optima Plus</b> - Linking	●	●				●	●	●	●	●	●	●	●	●	●	●
<b>Optima Plus</b> - Secretarial Return								●	●			●		●		
<b>Optima Plus</b> - Meeting / Conference	●	●	●	●	●	●	●	●	●	●	●	●	●	●	●	●
<b>Callisto</b> - Rectangular, 'D' Ended and Radius Executive	●	●				●	●	●	●	●	●	●	●	●	●	●
<b>Callisto</b> - Bow Fronted Rectangular and Crescent	●	●				●	●	●	●	●	●	●	●	●	●	●
<b>Callisto</b> - Crescent, Radius Crescent and Symmetrical Crescent	●	●				●	●	●	●	●	●	●	●	●	●	●
<b>Callisto</b> - Single and Double Wave	●	●				●	●	●	●	●	●	●	●	●	●	●
<b>Callisto</b> - 120 Degree	●	●				●	●	●	●	●	●	●	●	●	●	●
<b>Callisto</b> - Kidney, Radius Reception and Reception	●	●				●	●	●	●	●	●	●	●	●	●	●
<b>Callisto</b> - Linking	●	●				●	●	●	●	●	●	●	●	●	●	●
<b>Callisto</b> - Secretarial Return								●	●			●		●		
<b>Callisto</b> - Meeting / Conference	●	●	●	●	●	●	●	●	●	●	●	●	●	●	●	●
<b>Windsor</b> - Rectangular, Crescent, Single and Double Wave						●	●	●	●	●	●	●	●	●	●	●
<b>Windsor</b> - Bow Fronted Rectangular and Crescent						●	●	●	●	●	●	●	●	●	●	●
<b>Windsor</b> - Radius Reception						●	●	●	●	●	●	●	●	●	●	●
<b>Windsor</b> - Bow Fronted Reception						●	●	●	●	●	●	●	●	●	●	●
<b>Windsor</b> - Radius Reception with Counter Tops						●	●	●	●	●	●	●	●	●	●	●
<b>Windsor</b> - Secretarial Return						●	●	●	●	●	●	●	●	●	●	●
<b>Windsor</b> - Meeting / Conference	●	●	●	●	●	●	●	●	●	●	●	●	●	●	●	●
<b>Flexi</b> - Rectangular, Crescent and Symmetrical Crescent						●	●	●	●	●	●	●	●	●	●	●
<b>Flexi</b> - Single and Double Wave and 120 Degree						●	●	●	●	●	●	●	●	●	●	●
<b>Flexi</b> - Secretarial Return								●	●			●		●		
<b>Flexi</b> - Linking								●	●			●		●		

# Accessory Compatibility

- **Black** - Compatible
- **Orange** - Non-standard position required
- **Blue** - Conflict when using screens without .../V
- **Purple** - Conflict when using cable tray
- **Green** - Unspecified
- **Red** - May not support larger modules

	Power and Data Modules															
	Kaspa, page 300	Prime, page 300	Boardroom, page 301	Conus, page 302	Peak, page 303	Escalate, page 303	Wireless Charging Unit, page 304	Port Hole, page 305	Pix, page 305	Pluto, page 306	Inca, page 306	Flex, page 307	Boost, page 307	Capsule, page 308	Plaza, page 309	Wieland Socket Boxes, page 309
<b>Call Centre</b> - Circular and Semi-circular						●	●	●	●	●	●	●		●		●
<b>Interact</b> - Blade, Plectrum and Quad	●	●	●	●	●	●	●	●	●	●	●	●	●	●	●	●
<b>Reception</b> - Connect	●	●	●	●	●	●	●	●	●	●	●	●	●	●	●	●
<b>Reception</b> - Windsor Bow Fronted Reception						●	●	●	●	●	●					
<b>Conference / Meeting</b> - Aerofoil	●	●	●	●	●	●	●	●	●	●	●	●	●	●	●	●
<b>Conference / Meeting</b> - Qube 1200d	●	●	●	●	●	●	●	●	●	●	●	●	●	●	●	●
<b>Conference / Meeting</b> - Qube 1000d	●	●				●	●	●	●	●	●	●	●	●	●	●
<b>Conference / Meeting</b> - All other Qube	●	●	●	●	●	●	●	●	●	●	●	●	●	●	●	●
<b>Benches</b> - Alto Canopy	●	●	●	●	●	●	●	●	●	●	●	●	●	●	●	●
<b>Benches</b> - Alto 2200w	●	●		●	●	●	●	●	●	●	●	●	●	●	●	●
<b>Benches</b> - Alto 1200w	●	●	●	●	●	●	●	●	●	●	●	●	●	●	●	●
<b>Benches</b> - All other Alto	●	●	●	●	●	●	●	●	●	●	●	●	●	●	●	●
<b>Benches</b> - Harmony 2000w	●	●	●	●	●	●	●	●	●	●	●	●	●	●	●	●
<b>Benches</b> - All other Harmony	●	●	●	●	●	●	●	●	●	●	●	●	●	●	●	●
<b>Benches</b> - Loco	●	●	●	●	●	●	●	●	●	●	●	●	●	●	●	●
<b>Benches</b> - Cubeform	●	●	●	●	●	●	●	●	●	●	●	●	●	●	●	●
<b>Benches</b> - Forte	●	●	●	●	●	●	●	●	●	●	●	●	●	●	●	●
<b>Benches</b> - Lux	●	●	●	●	●	●	●	●	●	●	●	●	●	●	●	●
<b>Modular Meeting</b> - Fliptop Rectangular and Semi-circular	●	●	●	●	●	●	●	●	●	●	●	●	●	●	●	●
<b>Modular Meeting</b> - Fliptop Circular												●		●		
<b>Modular Meeting</b> - Folding							●			●	●	●	●	●	●	●
<b>Modular Meeting</b> - Training	●	●	●	●	●	●	●	●	●	●	●	●	●	●	●	●
<b>Modular Meeting</b> - Vista	●	●					●	●	●	●	●	●	●	●	●	●
<b>Modular Meeting</b> - Piazza and Piazza	●	●	●	●	●	●	●	●	●	●	●	●	●	●	●	●
<b>Modular Meeting</b> - Meeting MT01							●	●	●	●	●	●	●	●	●	●
<b>Modular Meeting</b> - Meeting MT13	●	●	●	●	●	●	●	●	●	●	●	●	●	●	●	●
<b>Modular Meeting</b> - Meeting All Others												●	●	●	●	●
<b>Modular Meeting</b> - Bar												●	●	●	●	●
<b>Modular Meeting</b> - Coffee ESC, ELL, EVOP, CCT750L, SCT800 and TCT900	●	●	●	●	●	●	●	●	●	●	●	●	●	●	●	●
<b>Modular Meeting</b> - Coffee Cubeform	●	●	●	●	●	●	●	●	●	●	●	●	●	●	●	●
<b>Modular Meeting</b> - Coffee All Others												●	●	●	●	●
<b>Modular Meeting</b> - TV	●	●	●	●	●	●	●	●	●	●	●	●	●	●	●	●
<b>Modular Meeting</b> - Laptop												●	●	●	●	●
<b>Modular Meeting</b> - Whiteboard																●



# Hugo

## Executive Task Seating



Hugo offers an executive seating range suited to sophisticated environments such as director's offices, management suites and boardrooms. Upholstered in a luxurious black leather, the range is extremely durable, easy to care for, comfortable and environmentally friendly. The range offers the option of elegant chrome fixed arms or adjustable arm supports.



# Hugo

## Executive Task Seating

---

**Task:** Black leather seat and back - Polished aluminium shell - Fixed or 4D arms - Lockable back tilt (3 positions)  
Self-weighted mechanism with additional manual tension adjustment - Seat height adjustment - Seat slide  
670mm polished aluminium five-star base with 60mm PU castors as standard on task chairs

The dimensions of the new seating items below are subject to change.

 Qualifies for Chair in a Box Delivery Service, see page 11

---



**Five-Star Executive Task Chair  
with Fixed Arms**  
670w x 670d x 1135h x 580sh

 **HUG/FA** ————— £999



**Five-Star Executive Task Chair  
with 4D Arms**  
675w x 670d x 1135h x 580sh

 **HUG/4D** ————— £999

---

### Hugo Finishes

#### Base Finishes

Add £0 for Polished Aluminium (Standard)  
Add £20 for Black Painted, suffix **.../BB**

**.../BB**

---

### Hugo Options

#### Castor Options

Add £15 for Glides, suffix **.../G**

---

#### Castor Options



**.../G**

# Enna

Executive Task and Meeting Seating



Enna embodies a discreetly elegant and classical combination, that is suited to stylish and sophisticated environments. Refined and mature, Enna offers the perfect union of ribbed soft black leather and chrome. The range provides comfort and style in a high or medium back, with the option to select a cantilever base.



# Enna

## Executive Task and Meeting Seating

Available on a 1 Week Lead Time

**Task:** High or Medium Back - Ribbed soft black leather seat/back - Black plastic shell - Chrome fixed height arms - Knee tilt mechanism  
Body weight tension adjustment - Seat height adjustment - 660mm polished aluminium five-star base  
50mm twin hard wheeled black castor with chrome hood as standard on task chairs

**Cantilever:** Medium back - Ribbed soft black leather seat/back - Black plastic shell - Chrome fixed height arms - Chrome frame - Protective glides

 One-week lead time  Qualifies for Chair in a Box Delivery Service, see page 11



**Five-Star Executive High Back Task Chair**  
660w x 665d x 1130h x 505sh

 ENNHB £915



**Five-Star Executive Medium Back Task Chair**  
660w x 660d x 945h x 505sh

 ENN £830



**Executive Medium Back Cantilever Chair**  
560w x 620d x 915h x 490sh

 ENNC £701

### Enna Options

#### Castor Options for Executive Task Chairs

Add £15 for Glides, suffix .../G

#### Castor Options



.../G

# i-sit

## Task and Meeting Seating



The complete i-sit family is based on a modular principle that focuses on the use of a universal frame, avoiding the need for multiple components. The modular concept allows the entire product range to follow a clear design line offering users the ability to select a harmonious configuration to suit their needs. i-sit uniquely combines design and innovation in an affordable package making it perfect for all markets and organisations.



95.5%  
Recyclability



**Task:** Designed by Ralf Umland - 24-hour chair - Upholstered or mesh back - Upholstered seat - Black plastic shell - Height adjustable back (8 positions) Rapid back tension adjustment - Lockable back angle (3 positions) - Depth adjustable lumbar support - Forward dynamic tilt (3° or 6° setting) Ergonomic synchronous mechanism - Seat height and 60mm sliding seat depth adjustment - CMHR moulded foam 710mm black nylon five-star base as standard on task chairs - 60mm load controlled black castors - Optional headrest, arms and fabric insert back

**Certifications:** BS EN 5459-2:2000+A2:2008 - BS EN 16139:2013 - BS EN 1335-3:2009 - BS EN 15373:2007 Level 2 - BS EN 1022:2005

One-week lead time on selected fabrics, see page 18-20 Qualifies for Chair in a Box Delivery Service, see page 11 24 Hour Chair



**Five-Star Task Chair with Upholstered Seat and Back**  
710w x 710d x 1230h x 605sh

**ISIT** £794



**Five-Star Task Chair with Upholstered Seat and Mesh Back**  
710w x 710d x 1230h x 605sh

**ISITM** £794

	<b>Upholstered Task Chair: Groups 1-7 and Leather</b>	Add £0 for Group 1	Add £25 for Group 2	Add £45 for Group 3	Add £69 for Group 4
		Add £90 for Group 5	Add £122 for Group 6	Add £177 for Group 7	Add £227 for Leather
	<b>Mesh Back Task Chair: Groups 1-7 and Leather</b>	Add £0 for Group 1	Add £19 for Group 2	Add £32 for Group 3	Add £50 for Group 4
		Add £65 for Group 5	Add £85 for Group 6	Add £124 for Group 7	Add £148 for Leather

**i-sit Finishes**

**Base Finishes**

Add £0 for Black Nylon (Standard)  
Add £75 for Polished Aluminium, suffix **.../PB**



**i-sit Options**

**Headrest Options For Task Chairs with Upholstered Back**

Add £103 for Upholstered Headrest, suffix **.../UH**

**Headrest Options For Task Chairs with Mesh Back**

Add £103 for Mesh Headrest, suffix **.../MH**

**Arm Options**

Add £117 for 2D Arms (Height and Width), suffix **.../2D**  
Add £165 for 4D Arms (Height, Width, Pad Depth and 30° Rotation), suffix **.../4D**  
Add £227 for 4D2 Arms (Height, Width, Pad Depth and 30° Rotation), suffix **.../4D2**

**Fabric Insert Back Options for Task Chairs with Upholstered Back**

Add £130 for Group 1, suffix **.../FIB1** - Add £141 for Group 2, suffix **.../FIB2** - Add £157 for Group 3, suffix **.../FIB3** - Add £175 for Group 4, suffix **.../FIB4**  
Add £191 for Group 5, suffix **.../FIB5** - Add £210 for Group 6, suffix **.../FIB6** - Add £248 for Group 7, suffix **.../FIB7** - Add £264 for Leather, suffix **.../FIBL**

**Headrest Options**



**.../UH**



**.../MH**



**.../2D**



**.../4D**



**.../4D2**

**Back Options**



**.../FIB...**

**Cantilever and Four-Legged:** Designed by Ralf Umland - Upholstered or mesh back - Upholstered seat - Black plastic shell - CMHR moulded foam 22mm tubular black frame as standard on cantilever and four-legged chairs - Protective feet - Optional arms and fabric insert back Stackable up to 5 chairs high on the floor

**Certifications:** BS EN 5459-2:2000+A2:2008 - BS EN 16139:2013 - BS EN 1335-3:2009 - BS EN 15373:2007 Level 2 - BS EN 1022:2005

One-week lead time on selected fabrics, see page 18-20 Qualifies for Chair in a Box Delivery Service, see page 11 Stackable



**Cantilever Chair with Upholstered Seat and Back**  
530w x 595d x 865h x 480sh

**ISITC** £384



**Cantilever Chair with Upholstered Seat and Mesh Back**  
530w x 595d x 865h x 480sh

**ISITCM** £410



**Four-Legged Chair with Upholstered Seat and Back**  
510w x 580d x 855h x 470sh

**ISITL** £367



**Four-Legged Chair with Upholstered Seat and Mesh Back**  
510w x 580d x 855h x 470sh

**ISITLM** £393

<b>Upholstered Meeting Chair: Groups 1-7 and Leather</b>	Add £0 for Group 1 Add £85 for Group 5	- Add £16 for Group 2 - Add £115 for Group 6	- Add £42 for Group 3 - Add £175 for Group 7	- Add £66 for Group 4 - Add £214 for Leather
<b>Mesh Back Meeting Chair: Groups 1-7 and Leather</b>	Add £0 for Group 1 Add £62 for Group 5	- Add £13 for Group 2 - Add £74 for Group 6	- Add £30 for Group 3 - Add £122 for Group 7	- Add £46 for Group 4 - Add £148 for Leather

**i-sit Finishes**

**Metal Frame Finishes for Cantilever Chairs**

Add £0 for Black (Standard), Silver, suffix **.../SCF**, Black Graphite, suffix **.../BGCF**  
Add £61 for Chrome, suffix **.../CCF**



**Metal Frame Finishes for Four-Legged Chairs**

Add £0 for Black (Standard), Silver, suffix **.../SLF**, Black Graphite, suffix **.../BGLF**  
Add £61 for Chrome, suffix **.../CLF**



**i-sit Options**


**Arm Options**

Add £68 for Cantilever Fixed Arms, suffix **.../CA**  
Add £68 for Four-Legged Fixed Arms, suffix **.../LA**

**Fabric Insert Back Options for Cantilever and Four-Legged Chairs with Upholstered Back**

Add £84 for Group 1, suffix **.../FIB1** - Add £99 for Group 2, suffix **.../FIB2** - Add £112 for Group 3, suffix **.../FIB3** - Add £131 for Group 4, suffix **.../FIB4**  
Add £144 for Group 5, suffix **.../FIB5** - Add £168 for Group 6, suffix **.../FIB6** - Add £207 for Group 7, suffix **.../FIB7** - Add £221 for Leather, suffix **.../FIBL**

**Arm Options**



**.../CA**      **.../LA**

**Back Options**



**.../FIB**

# i-sit lite

Task Seating



As an extension of the i-sit family, i-sit lite shares many of the same innovative attributes. It maintains the modular concept and clean lines as well as the advanced mechanism, providing the ergonomic benefits of i-sit with a particular focus on functionality ensuring the core design principles of the range are not lost. Uniquely combining design, innovation and affordability this is a perfect choice for an array of markets and organisations.



95.5%  
Recyclability

**Task:** 24-hour chair - Upholstered or mesh back - Upholstered seat - Black plastic shell - Ergonomic synchronous mechanism - Rapid back tension adjustment  
 Lockable back angle (3 positions) - Seat height and 60mm sliding seat depth adjustment - CMHR moulded foam  
 Black nylon five-star base as standard on task chairs - 60mm twin hard wheeled black castors - Optional headrest, arms and fabric insert back

**Certifications:** BS EN 5459-2:2000+A2:2008 - BS EN 16139:2013 - BS EN 1335-3:2000 - BS EN 15373:2007 Level 2 - BS EN 1022:2005

One-week lead time on selected fabrics, see page 18-20 Qualifies for Chair in a Box Delivery Service, see page 11 24 Hour Chair



**Five-Star Task Chair with Upholstered Seat and Back**  
 700w x 700d x 1160h x 590sh

**ISITLI** £721



**Five-Star Task Chair with Upholstered Seat and Mesh Back**  
 700w x 700d x 1160h x 590sh

**ISITML** £721

	<b>Upholstered Task Chair: Groups 1-7 and Leather</b>	Add £0 for Group 1	Add £22 for Group 2	Add £41 for Group 3	Add £65 for Group 4
		Add £88 for Group 5	Add £116 for Group 6	Add £175 for Group 7	Add £222 for Leather
	<b>Mesh Back Task Chair: Groups 1-7 and Leather</b>	Add £0 for Group 1	Add £12 for Group 2	Add £29 for Group 3	Add £44 for Group 4
		Add £62 for Group 5	Add £82 for Group 6	Add £119 for Group 7	Add £142 for Leather

### i-sit lite Finishes

#### Base Finishes

Add £0 for Black Nylon (Standard)  
 Add £75 for Polished Aluminium, suffix **.../PBL**

**.../PBL**

### i-sit lite Options

#### Headrest Options for Task Chairs with Upholstered Back

Add £103 for Upholstered Headrest, suffix **.../UH**

#### Headrest Options for Task Chairs with Mesh Back

Add £103 for Mesh Headrest, suffix **.../MH**

#### Arm Options

Add £117 for 2DL Arms (Height and Width), suffix **.../2DL**  
 Add £165 for 4DL Arms (Height, Width, Pad Depth and 30° Rotation), suffix **.../4DL**

#### Fabric Insert Back Options for Task Chairs with Upholstered Back

Add £130 for Group 1, suffix **.../FIBL1** - Add £141 for Group 2, suffix **.../FIBL2** - Add £157 for Group 3, suffix **.../FIBL3** - Add £175 for Group 4, suffix **.../FIBL4**  
 Add £191 for Group 5, suffix **.../FIBL5** - Add £210 for Group 6, suffix **.../FIBL6** - Add £248 for Group 7, suffix **.../FIBL7** - Add £264 for Leather, suffix **.../FIBLL**

#### Headrest Options



**.../UH**

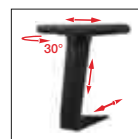


**.../MH**

#### Arm Options



**.../2DL**



**.../4DL**

#### Back Options



**.../FIBL...**

# Mix

## Task and Meeting Seating



The Mix task chair offers clean lines and simple aesthetics at the very heart of its design. A height adjustable, breathable mesh back and lumbar support delivers supreme comfort whilst the synchronised, self-weighting mechanism responds to the user's bodyweight and automatically adjusts the tension of the back tilt. All of this ensures optimal balance and posture for the user. With the choice of a white or black frame and a choice of 27 mesh finishes, it offers maximum personalisation. In summary, Mix is a superior, versatile and ergonomic task chair at an affordable price.



**Task and Draughtsman:** Black or White mesh back as standard - Upholstered seat - Black plastic shell - Height adjustable mesh back and lumbar support  
 Anti-shock locking system (5 positions) - Weight responsive self-adjusting synchronised mechanism - Seat height and sliding seat depth adjustment  
 CMHR moulded foam - 710mm black nylon five-star base as standard on task and draughtsman chairs - 60mm twin hard wheeled black castors on task chair  
 Chrome footing and black nylon glides on draughtsman chair - Optional headrest, arms and contrasting seat side panel

**Cantilever:** Black or White mesh back as standard - Upholstered seat - Black plastic shell - Height adjustable mesh back and lumbar support  
 CMHR moulded foam - 25mm black tubular frame as standard on cantilever chairs - Protective glides - Optional arms and contrasting seat side panel

**Certifications:** EN 1335-1:2000 AC:2002 - EN 1335-2:2009, clause 4.1 - EN 1335-3:2009 AC:2009

One-week lead time on selected fabrics, see page 18-20

Qualifies for Chair in a Box Delivery Service, see page 11



**Five-Star Task Chair with Upholstered Seat, Mesh Back and Black Plastic Shell**

710w x 710d x 1265h x 620sh

- MIX/BM** \_\_\_\_\_ £499  
Black Mesh
- MIX/WM** \_\_\_\_\_ £518  
White Mesh



**Five-Star Draughtsman Chair with Upholstered Seat, Mesh Back and Black Plastic Shell**

740w x 740d x 1540h x 920sh

- MIXD/BM** \_\_\_\_\_ £614  
Black Mesh
- MIXD/WM** \_\_\_\_\_ £633  
White Mesh



**Cantilever Chair with Upholstered Seat, Mesh Back and Black Plastic Shell**

720w x 680d x 1105h x 485sh

- MIXC/BM** \_\_\_\_\_ £479  
Black Mesh
- MIXC/WM** \_\_\_\_\_ £498  
White Mesh

	<b>Mesh Back Chair: Groups 1-7 and Leather</b>	Add £0 for Group 1	- Add £13 for Group 2	- Add £27 for Group 3	- Add £45 for Group 4
		Add £58 for Group 5	- Add £77 for Group 6	- Add £114 for Group 7	- Add £139 for Leather

### Mix Finishes

#### Mesh Finishes

Add £0 for Black, White - For alternative mesh colours see page 335 (minimum order of 25 chairs on a 6-8 week lead time)

Black

White

#### Base Finishes for Task and Draughtsman Chairs

Add £0 for Black Nylon (Standard)  
 Add £55 for Polished Aluminium, suffix **.../PB**

**.../PB**

#### Metal Frame Finishes for Cantilever Chairs

Add £0 for Black (Standard), Silver, suffix **.../SF**, Black Graphite, suffix **.../BGF**  
 Add £46 for Chrome, suffix **.../CF**

**.../SF**

**.../BGF**

**.../CF**

### Mix Options

#### Headrest Options for Task and Draughtsman Chairs

Add £97 for Upholstered Headrest (Height and Angle Adjustment), suffix **.../UH**

#### Arm Options

Add £90 for 2D Arms (Height and Width), suffix **.../2D**  
 Add £110 for 4D Arms (Height, Width, Pad Depth and 30° Rotation), suffix **.../4D**

#### Castor Options

Add £15 for Glides, suffix **.../G**

#### Contrasting Seat Side Panel Options

Add £22 for Group 1, suffix **.../CSP1** - Add £28 for Group 2, suffix **.../CSP2**  
 Add £37 for Group 3, suffix **.../CSP3** - Add £42 for Group 4, suffix **.../CSP4**  
 Add £54 for Group 5, suffix **.../CSP5** - Add £60 for Group 6, suffix **.../CSP6**  
 Add £80 for Group 7, suffix **.../CSP7**

#### Headrest Options

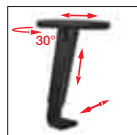


**.../UH**

#### Arm Options



**.../2D**



**.../4D**

#### Castor Options



**.../G**

#### Fabric Selection Reference



A: Seat Side Panel  
 B: Seat

# Mix White

## Task and Meeting Seating

Available on a 1 Week Lead Time

**Task and Draughtsman:** Black or White mesh back as standard - Upholstered seat - White plastic shell - Height adjustable mesh back and lumbar support  
Anti-shock locking system (5 positions) - Weight responsive self-adjusting synchronised mechanism - Seat height and sliding seat depth adjustment  
CMHR moulded foam - 710mm white nylon five-star base as standard on task and draughtsman chairs - 60mm twin hard wheeled black castors on task chair  
Chrome footing and black nylon glides on draughtsman chair - Optional headrest, arms and contrasting seat side panel

**Cantilever:** Black or White mesh back as standard - Upholstered seat - White plastic shell - Height adjustable mesh back and lumbar support  
CMHR moulded foam seat - 25mm white tubular frame as standard on cantilever chairs - Protective glides - Optional arms and contrasting seat side panel

**Certifications:** EN 1335-1:2000 AC:2002 - EN 1335-2:2009, clause 4.1 - EN 1335-3:2009 AC:2009

One-week lead time on selected fabrics, see page 18-20

Qualifies for Chair in a Box Delivery Service, see page 11



**Five-Star Task Chair with Upholstered Seat, Mesh Back and White Plastic Shell**

710w x 710d x 1265h x 620sh



**MIXW/BM**  
Black Mesh

£561



**MIXW/WM**  
White Mesh

£580



**Five-Star Draughtsman Chair with Upholstered Seat, Mesh Back and White Plastic Shell**

740w x 740d x 1540h x 920sh



**MIXDW/BM**  
Black Mesh

£676



**MIXDW/WM**  
White Mesh

£695



**Cantilever Chair with Upholstered Seat, Mesh Back and White Plastic Shell**

720w x 680d x 1105h x 485sh



**MIXCW/BM**  
Black Mesh

£541



**MIXCW/WM**  
White Mesh

£560

**Mesh Back Chair: Groups 1-7 and Leather** Add £0 for Group 1 - Add £13 for Group 2 - Add £27 for Group 3 - Add £45 for Group 4  
Add £58 for Group 5 - Add £77 for Group 6 - Add £114 for Group 7 - Add £139 for Leather

### Mix White Finishes

#### Mesh Finishes

Add £0 for Black, White - For alternative mesh colours see page 335 (minimum order of 25 chairs on a 6-8 week lead time)

Black

White

#### Base Finishes for Task and Draughtsman Chairs

Add £0 for White Nylon (Standard)  
Add £55 for Polished Aluminium, suffix **.../PB**

**.../PB**

#### Metal Frame Finishes for Cantilever Chairs

Add £0 for White (Standard), Silver, suffix **.../SF**  
Add £46 for Chrome, suffix **.../CF**

**.../SF**

**.../CF**

### Mix White Options

#### Headrest Options for Task and Draughtsman Chairs

Add £111 for Upholstered Headrest (Height and Angle Adjustment), suffix **.../UHW**

#### Arm Options

Add £114 for 2DW Arms (Height and Width), suffix **.../2DW**  
Add £135 for 4DW Arms (Height, Width, Pad Depth and 30° Rotation), suffix **.../4DW**

#### Castor Options

Add £15 for Glides, suffix **.../G**

#### Contrasting Seat Side Panel Options

Add £22 for Group 1, suffix **.../CSP1** - Add £28 for Group 2, suffix **.../CSP2**  
Add £37 for Group 3, suffix **.../CSP3** - Add £42 for Group 4, suffix **.../CSP4**  
Add £54 for Group 5, suffix **.../CSP5** - Add £60 for Group 6, suffix **.../CSP6**  
Add £80 for Group 7, suffix **.../CSP7**

#### Headrest Options



**.../UHW**

#### Arm Options



**.../2DW**



**.../4DW**

#### Castor Options



**.../G**

#### Fabric Selection Reference



# Mix

## Task and Meeting Seating Mesh Finishes

---

### Mix Mesh Colours Available on a 6 Week Lead Time

The finishes below are for Mix Task, Draughtsman and Meeting chairs with a minimum order of 25 chairs, and are available on a 6-8 week lead time.

When ordering an alternative mesh colour option, remove .../BM or .../WM and replace with selected mesh reference code (e.g. MIX/5011/2D).

Please contact customer services for pricing.

---



5011



50866



5017




50886



50885




50882



50880



5378



5029



5376



5014




5048




5015




50070



5001



5374



50881



5003



50865



5007



5006



5004



5005

---

Whilst every effort has been made to ensure accurate colours are illustrated in this document, there may be a slight colour difference due to the printing process, therefore please refer to our colour sample swatches prior to ordering.



# Match

Task and Meeting Seating



Match provides a refined task chair at an affordable price. Designed with functionality in mind, Match uses an intuitive self-weighting mechanism to control the seat inclination to maintain a balanced posture for the user. This mechanism reacts to the user's bodyweight and automatically adjusts the tension of the back tilt. Working in perfect harmony with this breakthrough technology is a fully upholstered, height adjustable back with optional headrest that provides the user with excellent comfort and support. The Match family comprises of upholstered task, draughtsman and cantilever meeting chairs, providing a comprehensive range.



# Match

## Task and Meeting Seating

Available on a 1 Week Lead Time

**Task and Draughtsman:** Upholstered seat and back - Black plastic shell - Height adjustable back - Weight responsive self-adjusting synchronised mechanism  
Anti-shock locking system (5 positions) - Seat height and sliding seat depth adjustment - CMHR moulded foam  
710mm black nylon five-star base as standard on task and draughtsman chairs - 60mm twin hard wheeled black castors on task chair  
Chrome footing and black nylon glides on draughtsman chair - Optional Headrest, arms and contrasting seat and back panels

**Cantilever:** Upholstered seat and back - Black plastic shell - Height adjustable back - CMHR moulded foam  
25mm black tubular frame as standard on cantilever chairs - Protective glides - Optional arms and contrasting seat and back side panels

 One-week lead time on selected fabrics, see page 18-20

 Qualifies for Chair in a Box Delivery Service, see page 11



**Five-Star Task Chair with Upholstered Seat and Back**  
710w x 710d x 1205h x 585sh

 **MAT** £464




**Five-Star Draughtsman Chair with Upholstered Seat and Back**  
740w x 740d x 1535h x 915sh

 **MATD** £579



**Cantilever Chair with Upholstered Seat and Back**  
540w x 680d x 1105h x 485sh

 **MATC** £430

 **Upholstered Chair: Groups 1-7 and Leather**  
Add £0 for Group 1 - Add £22 for Group 2 - Add £40 for Group 3 - Add £61 for Group 4  
Add £80 for Group 5 - Add £107 for Group 6 - Add £157 for Group 7 - Add £201 for Leather

### Match Finishes

#### Base Finishes for Task and Draughtsman Chairs

Add £0 for Black Nylon (Standard)  
Add £55 for Polished Aluminium, suffix **.../PB**

**.../PB**

#### Metal Frame Finishes for Cantilever Chairs

Add £0 for Black (Standard), Silver, suffix **.../SF**, Black Graphite, suffix **.../BGF**  
Add £46 for Chrome, suffix **.../CF**

**.../SF**

**.../BGF**

**.../CF**

### Match Options

#### Headrest Options for Task and Draughtsman Chairs

Add £97 for Upholstered Headrest (Height and Angle Adjustment), suffix **.../UH**

#### Arm Options

Add £90 for 2D Arms (Height and Width), suffix **.../2D**  
Add £110 for 4D Arms (Height, Width, Pad Depth and 30° Rotation), suffix **.../4D**

#### Castor Options

Add £15 for Glides, suffix **.../G**


#### Contrasting Seat Side Panel Options

Add £22 for Group 1, suffix **.../CSP1** - Add £28 for Group 2, suffix **.../CSP2** - Add £37 for Group 3, suffix **.../CSP3** - Add £42 for Group 4, suffix **.../CSP4**  
Add £54 for Group 5, suffix **.../CSP5** - Add £60 for Group 6, suffix **.../CSP6** - Add £80 for Group 7, suffix **.../CSP7**

#### Contrasting Back Side Panel Options

Add £30 for Group 1, suffix **.../CBP1** - Add £38 for Group 2, suffix **.../CBP2** - Add £43 for Group 3, suffix **.../CBP3** - Add £52 for Group 4, suffix **.../CBP4**  
Add £61 for Group 5, suffix **.../CBP5** - Add £68 for Group 6, suffix **.../CBP6** - Add £90 for Group 7, suffix **.../CBP7**

#### Headrest Options

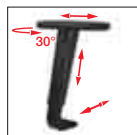


**.../UH**

#### Arm Options



**.../2D**




**.../4D**

#### Castor Options



**.../G**

#### Fabric Selection Reference



A: Seat Side Panel  
B: Seat  
C: Back Side Panel  
D: Back  
When multiple fabric bands are specified, the unit price will reflect the highest fabric band requested.

# Solo

## Task Seating



Introducing Solo, a modern design of task seating, with a breathable mesh back support, available in black and grey as standard options. Alternatively, the design can be upgraded to incorporate a colourful mesh back, with 3D detailing. Solo provides optimal support for your posture when seated, with functionality that adjusts the seat height, back tilt, lumbar position and optional arm position.



# Solo

## Task Seating

Available on a 1 Week Lead Time

**Task and Draughtsman:** Black or grey breathable mesh back - Upholstered seat - Colour matched plastic shell  
 Four-lock weight-sensitive mechanism with tension adjustment - Adjustable lumbar support - Seat height adjustment - Seat slide  
 680mm colour matched nylon five-star base with castors as standard on task and draughtsman chairs - Optional headrest and arms

The dimensions of the new seating items below are subject to change.

One-week lead time on selected fabrics, see page 18-19 Qualifies for Chair in a Box Delivery Service, see page 11



**Five-Star Task Chair with Upholstered Seat, Black Mesh Back and Black Plastic Shell**  
 710w x 710d x 1165h x 600sh

**SOL/BM** £419



**Five-Star Draughtsman Chair with Upholstered Seat, Black Mesh Back and Black Plastic Shell**  
 710w x 710d x 1375h x 810sh

**SOLD/BM** £534



**Five-Star Task Chair with Upholstered Seat, Grey Mesh Back and Grey Plastic Shell**  
 710w x 710d x 1165h x 600sh

**SOL/GM** £454



**Five-Star Draughtsman Chair with Upholstered Seat, Grey Mesh Back and Grey Plastic Shell**  
 710w x 710d x 1375h x 810sh

**SOLD/GM** £569

**Mesh Back Chair: Groups 1-7 and Leather**  
 Add £0 for Group 1 - Add £22 for Group 2 - Add £39 for Group 3 - Add £61 for Group 4  
 Add £81 for Group 5 - Add £105 for Group 6 - Add £151 for Group 7 - Add £184 for Leather

### Solo Finishes

#### Base Finishes for Task and Draughtsman Chairs

Add £0 for Colour Matched Nylon (Standard)  
 Add £60 for Polished Aluminium, suffix **.../PB**



### Solo Options

#### Headrest Options

Add £95 for Colour Matched Mesh Headrest (Height and Angle Adjustment), suffix **.../MH**

#### Arm Options for Black Plastic Chairs

Add £79 for Black 4D Arms (Height, Arm Pad Width, Arm Pad Depth and 30° Rotation), suffix **.../4D**

#### Arm Options for Grey Plastic Chairs

Add £89 for Grey 4D Arms (Height, Arm Pad Width, Arm Pad Depth and 30° Rotation), suffix **.../4D**

#### Castor Options

Add £15 for Glides, suffix **.../G**

#### Headrest Options



**.../MH**

#### Arm Options



**.../4D**

#### Castor Options



**.../G**

# Solo

## Task Seating

Available on a 1 Week Lead Time

**Task:** Three breathable 3D mesh back finishes - Upholstered seat - Colour matched plastic shell - Four-lock weight-sensitive mechanism with tension adjustment  
Adjustable lumbar support - Seat height adjustment - Seat slide - 680mm colour matched nylon five-star base with black castors as standard on task chairs  
Optional headrest and arms

The dimensions of the new seating items below are subject to change.

 One-week lead time on selected fabrics, see page 18-19  Qualifies for Chair in a Box Delivery Service, see page 11



**Five-Star Task Chair with Upholstered Seat, White Mesh Back and White Plastic Shell**  
710w x 710d x 1165h x 600sh

 **SOL/WM** ——— £465




**Five-Star Task Chair with Upholstered Seat, Terracotta Mesh Back and Terracotta Plastic Shell**  
710w x 710d x 1165h x 600sh

 **SOL/TCM** ——— £465



**Five-Star Task Chair with Upholstered Seat, Green Mesh Back and Green Plastic Shell**  
710w x 710d x 1165h x 600sh

 **SOL/GNM** ——— £465

 <b>Mesh Back Chair:</b> Groups 1-7 and Leather	Add £0 for Group 1	- Add £22 for Group 2	- Add £39 for Group 3	- Add £61 for Group 4
	Add £81 for Group 5	- Add £105 for Group 6	- Add £151 for Group 7	- Add £184 for Leather

### Solo Finishes

#### Base Finishes for Task and Draughtsman Chairs

Add £0 for Colour Matched Nylon (Standard)  
Add £60 for Polished Aluminium, suffix **.../PB**

**.../PB**

### Solo Options

#### Headrest Options

Add £115 for Colour Matched Mesh Headrest (Height and Angle Adjustment), suffix **.../MH**

#### Arm Options

Add £99 for Colour Matched 4D Arms (Height, Arm Pad Width, Arm Pad Depth and 30° Rotation), suffix **.../4D**

#### Castor Options

Add £15 for Glides, suffix **.../G**

#### Headrest Options



**.../MH**

#### Arm Options



**.../4D**

#### Castor Options



**.../G**

# Loop

Task and Meeting Seating



The Loop chair is characterised by sharp, clean lines, well-balance proportions and functionality. The main concept is a combination of breathable mesh backrest and a soft upholstered lumbar pad presented in a new and innovative way. This combination not only creates an ergonomically pleasing and extremely comfortable seating experience, but also expounds the uniquely modern styling design of the chair. Refined lines, soft curves and an elegant silhouette all make 'Loop' a perfect addition to any modern environment.



# Loop

## Task and Meeting Seating

Available on a 1 Week Lead Time

**Task and Draughtsman:** Black or grey breathable mesh back - Upholstered seat - Black plastic shell - Donati weight activated synchronised mechanism 18° backrest - 6° seat tilting angle - 3 locking positions - Soft upholstered lumbar support - Seat height adjustment 690mm black nylon five-star base as standard on task and draughtsman chairs - Optional headrest, arms and sliding seat

**Cantilever:** Black or grey breathable mesh back - Upholstered seat - Black plastic shell - Soft upholstered lumbar support Black tubular frame as standard on cantilever chairs - Optional headrest and arms

One-week lead time on selected fabrics, see page 18-20

Qualifies for Chair in a Box Delivery Service, see page 11



**Five-Star Task Chair with Upholstered Seat and Mesh Back**  
690w x 690d x 1090h x 570sh

**LOO...** £433



**Five-Star Draughtsman Chair with Upholstered Seat and Mesh Back**  
690w x 690d x 1310h x 790sh

**LOOD...** £548



**Cantilever Chair with Upholstered Seat and Mesh Back**  
515w x 570d x 1010h x 480sh

**LOOC...** £393

<b>Mesh Back Chair: Groups 1-7 and Leather</b>	Add £0 for Group 1	- Add £19 for Group 2	- Add £36 for Group 3	- Add £58 for Group 4
	Add £79 for Group 5	- Add £101 for Group 6	- Add £147 for Group 7	- Add £182 for Leather

### Loop Finishes

#### Mesh and Lumbar Finishes

Add £0 for Black, suffix **.../BM**, Grey, suffix **.../GM**

**.../BM**

**.../GM**

#### Base Finishes for Task and Draughtsman Chairs

Add £0 for Black Nylon (Standard)

Add £90 for White, suffix **.../WH**

Add £58 for Polished Aluminium, suffix **.../PB**

**.../WH**

**.../PB**

#### Metal Frame Finishes for Cantilever Chairs

Add £0 for Black (Standard)

Add £0 for Silver, suffix **.../SF**, Black Graphite, suffix **.../BGF**, White, suffix **.../WF**

**.../SF**

**.../BGF**

**.../WF**

### Loop Options

#### Headrest Options

Add £85 for Upholstered Headrest (Height Adjustment), suffix **.../UH**

#### Arm Options

Add £60 for 1D Arms (Height), suffix **.../1D**

Add £82 for 3D Arms (Height, Pad Width and Depth), suffix **.../3D**

Add £115 for 3D White Arms (Height, Pad Width and Depth), suffix **.../3DW**

Add £115 for 3D Polished Arms (Height, Pad Width and Depth), suffix **.../3DP**

#### Additional Options for Task and Draughtsman Chairs

Add £32 for Sliding Seat, suffix **.../SS**

#### Castor Options

Add £15 for Glides, suffix **.../G**

#### Headrest Options



**.../UH**

#### Arm Options



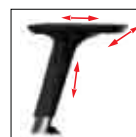
**.../1D**



**.../3D**



**.../3DW**



**.../3DP**

#### Castor Options



**.../G**

#### Additional Options



**.../SS**

# Vida

## Task and Meeting Seating



The outline of Vida reflects its combination of aesthetic and technical modern design, making it a perfect choice for areas that require emphasis on making an impression. Its striking curves, advanced componentry and elegant mesh back provide the user with convenience, style and comfort. The synchronous mechanism at the heart of the chair has been designed to be simple and intuitive, yet still achieve total comfort and all-round support.





**Task and Draughtsman:** Mesh back - Upholstered seat - Black plastic shell - Height adjustable lumbar support - Anti-shock locking system (4 positions)  
Weight responsive self-adjusting synchronised mechanism - CMHR moulded foam - Seat height and 50mm sliding seat depth adjustment  
690mm black nylon five-star base as standard on task and draughtsman chairs - 60mm twin hard wheeled black castors on task chair  
Chrome footring and black nylon glides on draughtsman chair - Optional arms and contrasting seat side panel

**Cantilever:** Mesh back - Upholstered seat - Black plastic shell - Height adjustable lumbar support - CMHR moulded foam  
25mm black tubular frame as standard on cantilever chairs - Protective glides - Optional arms and contrasting seat side panel

**Certifications:** ANSI/BIFMA X5.1-2011 - EN 1335-1:2000/AC:2002 (Type C) - EN1335-2:2009 - EN1335-3:2009/AC:2009

One-week lead time on selected fabrics, see page 18-20

Qualifies for Chair in a Box Delivery Service, see page 11



**Five-Star Task Chair with Upholstered Seat and Mesh Back**  
690w x 690d x 1100h x 600sh

**VID** £375



**Five-Star Draughtsman Chair with Upholstered Seat and Mesh Back**  
720w x 720d x 1410h x 910sh

**VIDD** £490



**Cantilever Chair with Upholstered Seat and Mesh Back**  
510w x 560d x 980h x 480sh

**VIDC** £342

	<b>Mesh Back Chair: Groups 1-7 and Leather</b>	Add £0 for Group 1	Add £22 for Group 2	Add £39 for Group 3	Add £61 for Group 4
		Add £81 for Group 5	Add £105 for Group 6	Add £151 for Group 7	Add £184 for Leather

### Vida Finishes

#### Base Finishes for Task and Draughtsman Chairs

Add £0 for Black Nylon (Standard)  
Add £55 for Polished Aluminium, suffix **.../PB**

**.../PB**

#### Metal Frame Finishes for Cantilever Chairs

Add £0 for Black (Standard)  
Add £37 for Chrome, suffix **.../CF**

**.../CF**

### Vida Options

#### Arm Options for Task and Draughtsman Chairs

Add £55 for 1D Arms (Height), suffix **.../1D**  
Add £80 for 3D Arms (Height, Pad Depth and 30° Rotation), suffix **.../3D**

#### Arm Options for Cantilever Chairs

Add £55 for 1D Arms (Height), suffix **.../1D**

#### Castor Options

Add £15 for Glides, suffix **.../G**

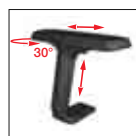
#### Contrasting Seat Side Panel Options

Add £22 for Group 1, suffix **.../CP1** - Add £28 for Group 2, suffix **.../CP2** - Add £37 for Group 3, suffix **.../CP3** - Add £42 for Group 4, suffix **.../CP4**  
Add £54 for Group 5, suffix **.../CP5** - Add £60 for Group 6, suffix **.../CP6** - Add £80 for Group 7, suffix **.../CP7**

#### Arm Options



**.../1D**



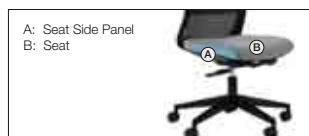
**.../3D**

#### Castor Options



**.../G**

#### Fabric Selection Reference



# Eden

## Operator Seating



Eden offers a fresh stylish approach to classic operator seating with its smooth curved lines and sculptured back elevating its appeal to new levels. The comfortable ergonomically shaped seat and backrest are complemented by clever design features including a hidden button incorporated into the seat shroud to operate the chairs height adjustment on the standard PCB model. Eden offers integrated 'step by step' backrest height adjustment as standard across the entire range, thus, allowing all users to find the setting most comfortable for them. Within the complement of options are a pump-up lumbar support, integrated seat slide, polished base, four different arms and a fully synchronised mechanism upgrade offering increased comfort and a higher level of ergonomic control. The Eden chair can be specified in either a classic black shell or a stunning crisp modern white finish.



# Eden

## Operator Seating

Available on a 1 Week Lead Time

**Operator and Draughtsman:** Upholstered seat and back - Black or White plastic shell - Injection moulded foam - Synchronised mechanism  
 Seat height adjustment - 690mm black nylon five-star base as standard on task and draughtsman chairs - Black castors on operator chair  
 Chrome footring and black nylon glides on the draughtsman chair - Optional arms, pump-up lumbar supports and alternate mechanisms

 One-week lead time on selected fabrics, see page 18-20

 Qualifies for Chair in a Box Delivery Service, see page 11



**Five-Star Operator Chair with Upholstered Seat and Back and Black Plastic Shell**

690w x 690d x 1200h x 625sh

 **EDE** £310



**Five-Star Draughtsman Chair with Upholstered Seat and Back and Black Plastic Shell**

690w x 690d x 1445h x 880sh

 **EDED** £433



**Five-Star Operator Chair with Upholstered Seat and Back and White Plastic Shell**

690w x 690d x 1200h x 625sh


 **EDEW** £337



**Five-Star Draughtsman Chair with Upholstered Seat and Back and White Plastic Shell**

690w x 690d x 1445h x 880sh

 **EDEWD** £460

 **Upholstered Chair: Groups 1-7 and Leather**

Add £0 for Group 1 - Add £19 for Group 2 - Add £41 for Group 3 - Add £67 for Group 4  
 Add £89 for Group 5 - Add £119 for Group 6 - Add £177 for Group 7 - Add £225 for Leather

### Eden Finishes

#### Base Finishes

Add £0 for Black Nylon (Standard)  
 Add £67 for Polished Aluminium, suffix **.../PB**

**.../PB**

### Eden Options


#### Arm Options

Add £70 for Black 2D Arms (Height and Pad Depth), suffix **.../2D**  
 Add £89 for Black and White 1D Arms (Height), suffix **.../1D**  
 Add £82 for 1D Foldaway Arms (Height), suffix **.../1DFA**  
 Add £43 for Black Fixed Arms, suffix **.../FA**

#### Additional Options

Add £50 for Pump-up Lumbar Support, suffix **.../PL**  
 Add £25 for Sliding Seat, suffix **.../SS**

#### Arm Options



**.../2D**

**.../1D**

**.../1DFA**

**.../FA**

#### Additional Options



**.../PL**

**.../SS**

## Team Plus Mesh

Operator and Meeting Seating



Designed for simplicity and ease of use, Team Plus Mesh represents a modern interpretation of a traditional operator chair. The naturally flexible and breathable mesh back can be adjusted to the perfect height and the simple, yet robust, 2-lever mechanism controls the adjustment of the seat height and back tilt angle. Distinctive styling, pure functionality and competitive pricing make this a sensible choice for any office or workplace environment.



# Team Plus Mesh

Operator and Meeting Seating

Available on a 1 Week Lead Time

**Operator and Draughtsman:** Black mesh back - Upholstered seat - Black plastic shell - Height adjustable back - PCB mechanism - Seat height adjustment  
Injection moulded foam - 690mm black nylon five-star base as standard on task and draughtsman chairs - 60mm twin hard wheeled black castors on operator chair  
Chrome footring and black nylon glides on draughtsman chair - Optional arms and sliding seat

**Cantilever:** Black mesh back - Black plastic shell - Injection moulded foam - Black tubular frame as standard on cantilever chairs - Protective glides  
Optional arms

 One-week lead time on selected fabrics, see page 18-20

 Qualifies for Chair in a Box Delivery Service, see page 11



**Five-Star Operator Chair with Upholstered Seat and Mesh Back**  
690w x 690d x 1110h x 645sh

 **TPM** ————— £332




**Five-Star Draughtsman Chair with Upholstered Seat and Mesh Back**  
690w x 690d x 1370h x 895sh

 **TPMD** ————— £459



**Cantilever Chair with Upholstered Seat and Mesh Back**  
490w x 575d x 990h x 490sh

 **TPMC** ————— £332

	<b>Mesh Back Chair:</b>	Add £0 for Group 1	- Add £14 for Group 2	- Add £29 for Group 3	- Add £44 for Group 4
	<b>Groups 1-7 and Leather</b>	Add £60 for Group 5	- Add £79 for Group 6	- Add £117 for Group 7	- Add £138 for Leather

## Team Plus Mesh Finishes

### Base Finishes for Operator and Draughtsman Chairs

Add £0 for Black Nylon (Standard)  
Add £67 for Polished Aluminium, suffix **.../PB**



### Metal Frame Finishes for Cantilever Chairs

Add £0 for Black (Standard), Silver, suffix **.../SF**, Black Graphite, suffix **.../BGF**



## Team Plus Mesh Options

### Arm Options

Add £70 for 1D Arms (Height), suffix **.../1D**  
Add £82 for 1D Foldaway Arms (Height), suffix **.../1DFA**  
Add £39 for Fixed Arms, suffix **.../FA**

### Additional Options for Task and Draughtsman Chairs

Add £36 for Sliding Seat (50mm), suffix **.../SS**  
(Please note, the addition of a sliding seat increases the chairs height by 25mm)

### Castor Options

Add £15 for Glides, suffix **.../G**

### Arm Options



**.../1D**




**.../1DFA**



**.../FA**

### Additional Options



**.../SS**

### Castor Options



**.../G**

## Team Plus Grande

Operator and Meeting Seating



An extension of the Team Plus family, Team Plus Grande incorporates a larger form for the comfort of all users. A robust 2-lever mechanism is supplied as standard with the functionality to adjust the height of the seat and the angle of the backrest. The angle of the seat can be adjusted when specifying one of the two, optional, 3-lever mechanisms available, with the heavy-duty version delivering a compliant solution for use up to 24 hours a day. Further options that can be specified to enhance the chairs ergonomic performance are height adjustable, foldaway and fixed height arms, pump-up lumbar and a seat slide.



# Team Plus Grande

## Operator and Meeting Seating

**Operator and Draughtsman:** Upholstered seat and back - Black plastic shell - Height adjustable back - PCB mechanism - Seat height adjustment  
 Injection moulded foam - 690mm black nylon five-star base as standard on task and draughtsman chairs - 60mm twin hard wheeled black castors on operator chair  
 Chrome footring and black nylon glides on draughtsman chair - Optional arms, pump-up lumbar support, alternate mechanisms and sliding seat

**Cantilever:** Upholstered seat and back - Black plastic shell - Injection moulded foam - Black tubular frame as standard on cantilever chairs - Protective glides  
 Optional arms and pump-up lumbar support

Qualifies for Chair in a Box Delivery Service, see page 11



**Five-Star Operator Chair with Upholstered Seat and Back**  
 690w x 690d x 1260h x 600sh

**TPG** £282



**Five-Star Draughtsman Chair with Upholstered Seat and Back**  
 690w x 690d x 1440h x 880sh

**TPGD** £409



**Cantilever Chair with Upholstered Seat and Back**  
 505w x 640d x 1025h x 490sh

**TPGC** £300

	<b>Upholstered Chair:</b>	Add £0 for Group 1	- Add £20 for Group 2	- Add £43 for Group 3	- Add £66 for Group 4
	<b>Groups 1-7 and Leather</b>	Add £89 for Group 5	- Add £117 for Group 6	- Add £177 for Group 7	- Add £225 for Leather

### Team Plus Grande Finishes

#### Base Finishes for Operator and Draughtsman Chairs

Add £0 for Black Nylon (Standard)  
 Add £67 for Polished Aluminium, suffix **.../PB**



#### Metal Frame Finishes for Cantilever Chairs

Add £0 for Black (Standard), Silver, suffix **/SF**, Black Graphite, suffix **.../BGF**



### Team Plus Grande Options

#### Arm Options

Add £70 for 1D Arms (Height), suffix **.../1D**  
 Add £82 for 1D Foldaway Arms (Height), suffix **.../1DFA**  
 Add £39 for Fixed Arms, suffix **.../FA**

#### Additional Options

Add £50 for Pump-up Lumbar Support, suffix **.../PL**

#### Additional Options for Task and Draughtsman Chairs

Add £22 for Standard Duty 3 Lever Mechanism, suffix **.../SDM**  
 Add £38 for 24/7 Heavy Duty 3 Lever Mechanism, suffix **.../HDM**  
 Add £36 for Sliding Seat (50mm), suffix **.../SS**

(Please note, the addition of a sliding seat increases the chairs height by 25mm)

#### Castor Options

Add £15 for Glides, suffix **.../G**

#### Arm Options



**.../1D**

**.../1DFA**

**.../FA**

#### Additional Options



**.../SDM**

**.../HDM**

**.../PL**

**.../SS**

#### Castor Options



**.../G**

## Team Plus

Operator and Meeting Seating



Team Plus is a classic product, with a distinct focus on operability. Its understated style disguises the fundamental strength and flexibility of the chair. The contoured seat and backrest incorporate an injected polyurethane foam, for ultimate comfort. A robust 2-lever mechanism is supplied as standard with the functionality to adjust the height of the seat and the angle of the backrest. The angle of the seat can be adjusted when specifying one of the two, optional, 3-lever mechanisms available, with the heavy-duty version delivering a compliant solution for use up to 24 hours a day. Further options include a pump-up lumbar support, seat slide, polished base and a variety of armrests. A versatile seating range which can be tailored to meet your exact requirements.





# Team Plus

## Operator and Meeting Seating

Available on a 1 Week Lead Time

**Operator and Draughtsman:** Upholstered seat and back - Black plastic shell - Height adjustable back - PCB mechanism - Seat height adjustment  
Injection moulded foam - 690mm black nylon five-star base as standard on task and draughtsman chairs - 60mm twin hard wheeled black castors on operator chair  
Chrome footring and black nylon glides on draughtsman chair - Optional arms, pump-up lumbar support, alternate mechanisms and sliding seat

**Cantilever:** Upholstered seat and back - Black plastic shell - Injection moulded foam - Black tubular frame as standard on cantilever chairs - Protective glides  
Optional arms and pump-up lumbar support

One-week lead time on selected fabrics, see page 18-20

Qualifies for Chair in a Box Delivery Service, see page 11



**Five-Star Operator Chair with Upholstered Seat and Back**  
690w x 690d x 1165h x 605sh

**TEP** £270



**Five-Star Draughtsman Chair with Upholstered Seat and Back**  
690w x 690d x 1420h x 920sh

**TEPD** £393



**Cantilever Chair with Upholstered Seat and Back**  
495w x 600d x 950h x 500sh

**TEPC** £270

	<b>Upholstered Chair: Groups 1-7 and Leather</b>	Add £0 for Group 1	Add £19 for Group 2	Add £40 for Group 3	Add £61 for Group 4
		Add £83 for Group 5	Add £111 for Group 6	Add £168 for Group 7	Add £213 for Leather

### Team Plus Finishes

#### Base Finishes for Operator and Draughtsman Chairs

Add £0 for Black Nylon (Standard)  
Add £67 for Polished Aluminium, suffix **.../PB**

**.../PB**

#### Metal Frame Finishes for Cantilever Chairs

Add £0 for Black (Standard), Silver, suffix **.../SF**, Black Graphite, suffix **.../BGF**

**.../SF**

**.../BGF**

### Team Plus Options

#### Arm Options

Add £70 for 1D Arms (Height), suffix **.../1D**  
Add £82 for 1D Foldaway Arms (Height), suffix **.../1DFA**  
Add £39 for Fixed Arms, suffix **.../FA**

#### Additional Options

Add £50 for Pump-up Lumbar Support, suffix **.../PL**

#### Additional Options for Task and Draughtsman Chairs

Add £22 for Standard Duty 3 Lever Mechanism, suffix **.../SDM**  
Add £38 for 24/7 Heavy Duty 3 Lever Mechanism, suffix **.../HDM**  
Add £36 for Sliding Seat (50mm), suffix **.../SS**

(Please note, the addition of a sliding seat increases the chairs height by 25mm)

#### Castor Options

Add £15 for Glides, suffix **.../G**

#### Arm Options



**.../1D**

**.../1DFA**

**.../FA**

#### Additional Options



**.../SDM**

**.../HDM**

**.../PL**

**.../SS**

#### Castor Options



**.../G**

# Breeze

Agile Seating



Adapting the modern office to be an agile work environment has become a must for many businesses. Increased overheads, more diverse staff requirements and the need for flexible shared space are major drivers of this trend. Breeze has been designed in response to these demands, where flexibility and agility are essential elements of furniture design. The back frame's smooth contours provide a comfortable and supportive posture with generous proportions. Breeze features a central balance point that adjusts through the users natural movement. A highly engineered, breathable mesh is an integral component offering an enhanced vertical and lateral lumbar support moulding to each users body shape. The breeze chair offers operational simplicity and functionality making it suitable for multiple applications and is ideal as a work or conference chair, or as a chair for meeting rooms, touch down points and collaborative environments.



# Breeze

## Agile Seating

Available on a 1 Week Lead Time

**Five-Star and Four-Star:** Designed by Norbert Geelen - Breathable black mesh back as standard on five-star chairs - Upholstered seat  
 Black or grey plastic shell finishes - Generous seat pad - Central balance point with 12° backward tilt and 5° forward tilt - Integrated height adjustment  
 Black nylon or grey nylon five-star base with black castors as standard on five-star chairs - Polished aluminium or black four-star base on four-star chairs  
 Optional arms

**Certifications:** BS EN 1335-1:2000/AC:2002 (Type C) - BS EN 1335-2:2009 - BS EN 1335-3:2009/AC:2009

One-week lead time on selected fabrics, see page 13-14 Qualifies for Chair in a Box Delivery Service, see page 8



**Black Five-Star Agile Chair with Upholstered Seat, Mesh Back and Black Plastic Shell**  
 700w x 700d x 1075h x 610sh

**BRE/BM** ——— £531



**Grey Five-Star Agile Chair with Upholstered Seat, Mesh Back and Grey Plastic Shell**  
 700w x 700d x 1075h x 610sh

**BREG/BM** ——— £561



**Four-Star Agile Chair with Upholstered Seat, Mesh Back and Black Plastic Shell**  
 700w x 700d x 1075h x 610sh

**BRE/BM...** ——— £605



**Four-Star Agile Chair with Upholstered Seat, Mesh Back and Grey Plastic Shell**  
 700w x 700d x 1075h x 610sh

**BREG/BM...** ——— £635

**Mesh Back Chair:** Groups 1-7 and Leather  
 Add £0 for Group 1 - Add £19 for Group 2 - Add £37 for Group 3 - Add £59 for Group 4  
 Add £80 for Group 5 - Add £102 for Group 6 - Add £150 for Group 7 - Add £183 for Leather

### Breeze Finishes

#### Mesh Finishes

Add £0 for Black (Standard)

#### Alternative Mesh Finishes

Add £16 per chair for alternative mesh finishes.

Any colour from Gabriel's Runner range can be specified with a minimum order of 4 chairs on a 4-6 week lead time, see page 355 for mesh colours.  
 When ordering an alternative mesh colour option, remove .../BM and replace with selected mesh reference code (e.g. BRE/63034).

### Breeze Options

#### Base Options For Five-Star Chairs

Add £70 for Polished Aluminium Five-Star Base, suffix .../PB

#### Base Options For Four-Star Chairs

Add £0 for Polished Aluminium Four-Star Base, suffix .../P4S  
 Add £13 for Black Four-Star Base, suffix .../B4S

#### Arm Options for Black Plastic Chairs

Add £57 for Black Arms, suffix .../BA  
 Add £134 for Polished Aluminium Arms, suffix .../PA

#### Arm Options for Grey Plastic Chairs

Add £57 for Grey Arms, suffix .../GA  
 Add £134 for Polished Aluminium Arms, suffix .../PA

#### Castor Options

Add £15 for Glides, suffix .../G

#### Base Options



.../PB



.../P4S



.../B4S

#### Arm Options



.../BA



.../GA



.../PA

#### Castor Options



.../G

# Breeze

## Agile Seating Mesh Finishes

### Breeze Mesh Colours Available on an 4-6 Week Lead Time

The finishes below are for Breeze with a minimum order of 4 chairs, and are available on an 4-6 week lead time.

When ordering an alternative mesh colour option, remove .../BM and replace with selected mesh reference code (e.g. BRE/63034).

Add £16 per chair for alternative mesh finishes.



63034



64119



64089




61130



61129



68108



68137




68056



68109



68110



61110




62064



60061



61128



60165



60011



65078



66063



66120



66140



66123



66064



60025

Whilst every effort has been made to ensure accurate colours are illustrated in this document, there may be a slight colour difference due to the printing process, therefore please refer to our colour sample swatches prior to ordering.

# Tempo

Agile Seating



Agile working environments are the culmination of collaborative spaces where employees function with greater efficiency. Our seating range offers a collection of solutions that support this emerging trend. Designed with the intention of being different, Tempo combines sophistication and comfort to deliver an elegant chair with a refined profile. The sculpted body is teamed with a mesh back and tilt mechanism for the highest levels of comfort. The integrated PU structure which is cleverly incorporated into the lead edge of the waterfall seat and the subtly integrated mechanism incorporated in the underbody of the chair, offers users complete comfort and the adjustability necessary to achieve the correct posture when seated.




# Tempo

## Agile Seating

Available on a 1 Week Lead Time

**Five-Star Swivel:** Designed by Massimo Costaglia and Giulio Mazzanti - Black or white tensile seat/back mesh - Black or white plastic shell  
Fixed supporting armrests - Integrated mechanism - 9° backrest tilt lockable in the upright working position Height adjustment  
Black nylon or polished aluminium five-star base - Black castors as standard on five-star swivel chairs

**Certifications:** BS EN 1335-1:2000 - BS EN 1335-2:2018 - BS EN 1728:2012+AC:2013 - ANSI/BIFMA X5. 1-2017

 One-week lead time on selected fabrics, see page 18-20  Qualifies for Chair in a Box Delivery Service, see page 11



**Black Five-Star Swivel Chair  
with Black Mesh and Shell**  
710w x 710d x 1090h x 580sh

 **TEM/BM** ——— £485



**Black Five-Star Swivel Chair  
with White Mesh and Black Shell**  
710w x 710d x 1090h x 580sh

 **TEM/WM** ——— £485



**Black Five-Star Swivel Chair  
with Black Mesh and White Shell**  
710w x 710d x 1090h x 580sh

 **TEMW/BM** ——— £498



**Black Five-Star Swivel Chair  
with White Mesh and Shell**  
710w x 710d x 1090h x 580sh

 **TEMW/WM** ——— £498



**Polished Five-Star Swivel Chair  
with Black Mesh and Shell**  
710w x 710d x 1090h x 580sh

 **TEM/BM/PB** ——— £555



**Polished Five-Star Swivel Chair  
with White Mesh and Black Shell**  
710w x 710d x 1090h x 580sh

 **TEM/WM/PB** ——— £555



**Polished Five-Star Swivel Chair  
with Black Mesh and White Shell**  
710w x 710d x 1090h x 580sh

 **TEMW/BM/PB** ——— £568



**Polished Five-Star Swivel Chair  
with White Mesh and Shell**  
710w x 710d x 1090h x 580sh

 **TEMW/WM/PB** ——— £568

### Tempo Options

#### Castor Options

Add £15 for Glides, suffix .../G

#### Castor Options



.../G

# Tempo

## Agile Seating

Available on a 1 Week Lead Time

**Four-Star Swivel:** Designed by Massimo Costaglia and Giulio Mazzanti - Black or white tensile seat/back mesh - Black or white plastic shell  
Fixed supporting armrests - Integrated mechanism - 9° backrest tilt lockable in the upright working position - Height adjustment  
Black or polished aluminium four-star base with glides

**Certifications:** BS EN 1335-1:2000 - BS EN 1335-2:2018 - BS EN 1728:2012+AC:2013 - ANSI/BIFMA X5. 1-2017

 One-week lead time on selected fabrics, see page 18-20  Qualifies for Chair in a Box Delivery Service, see page 11



**Polished Four-Star Swivel Chair with Black Mesh and Shell**  
640w x 640d x 1080h x 570sh

 **TEM4S/BM/PB** — £555



**Polished Four-Star Swivel Chair with White Mesh and Black Shell**  
640w x 640d x 1080h x 570sh

 **TEM4S/WM/PB** — £555



**Polished Four-Star Swivel Chair with Black Mesh and White Shell**  
640w x 640d x 1080h x 570sh

 **TEMW4S/BM/PB** — £568



**Polished Four-Star Swivel Chair with White Mesh and Shell**  
640w x 640d x 1080h x 570sh

 **TEMW4S/WM/PB** — £568



**Black Four-Star Swivel Chair with Black Mesh and Shell**  
640w x 640d x 1080h x 570sh

 **TEM4S/BM** — £568



**Black Four-Star Swivel Chair with White Mesh and Black Shell**  
640w x 640d x 1080h x 570sh

 **TEM4S/WM** — £568



**Black Four-Star Swivel Chair with Black Mesh and White Shell**  
640w x 640d x 1080h x 570sh

 **TEMW4S/BM** — £581



**Black Four-Star Swivel Chair with White Mesh and Shell**  
640w x 640d x 1080h x 570sh

 **TEMW4S/WM** — £581

# Infinity

Agile Seating



Infinity is a comprehensive range offering multi-purpose seating with three base options making it a suitable solution for agile environments, meeting rooms, breakout spaces, classrooms and waiting areas. The polypropylene shell, available in black or white with integrated support arms, can be finished with an upholstered seat back and pad or mesh back with upholstered seat pad. To complement the polypropylene surround, metalwork is supplied in black graphite or white as standard or an enhanced aesthetic can be achieved with the introduction of colour, using one of our 11 epoxy-powder coating colour options.





**Agile:** Choice of three bases - Upholstered or mesh back - Upholstered seat - Black or white polypropylene shell - Fixed support arms - Injection moulded foam Black nylon or white nylon five-star base as standard on five-star swivel chairs - Black Graphite or polished aluminium base as standard on four-star swivel chairs Black Graphite or White metal frame finish as standard on pyramid four-star swivel chairs

One-week lead time on selected fabrics, see page 18-20

Qualifies for Chair in a Box Delivery Service, see page 11



**Five-Star Swivel Chair with Upholstered Seat and Back and Plastic Shell**

650w x 650d x 1015h x 595sh

- INFB5SUSUB** — £419  
Black Plastic - Standard
- INFB5SUSUB/TM** — £458  
Black Plastic - Tilt Mechanism
- INFW5SUSUB** — £490  
White Plastic - Standard
- INFW5SUSUB/TM** — £529  
White Plastic - Tilt Mechanism



**Five-Star Swivel Chair with Upholstered Seat, Mesh Back and Plastic Shell**

650w x 650d x 1005h x 595sh

- INFB5SUSMB** — £419  
Black Plastic - Standard
- INFB5SUSMB/TM** — £458  
Black Plastic - Tilt Mechanism
- INFW5SUSMB** — £490  
White Plastic - Standard
- INFW5SUSMB/TM** — £529  
White Plastic - Tilt Mechanism



**Four-Star Swivel Chair with Upholstered Seat and Back and Plastic Shell**

640w x 640d x 1060h x 635sh

- INFB4SUSUB** — £475  
Black Plastic - Standard
- INFB4SUSUB/TM** — £514  
Black Plastic - Tilt Mechanism
- INFW4SUSUB** — £515  
White Plastic - Standard
- INFW4SUSUB/TM** — £554  
White Plastic - Tilt Mechanism



**Four-Star Swivel Chair with Upholstered Seat, Mesh Back and Plastic Shell**

640w x 640d x 1050h x 635sh

- INFB4SUSMB** — £475  
Black Plastic - Standard
- INFB4SUSMB/TM** — £514  
Black Plastic - Tilt Mechanism
- INFW4SUSMB** — £515  
White Plastic - Standard
- INFW4SUSMB/TM** — £554  
White Plastic - Tilt Mechanism



**Pyramid Four-Star Swivel Chair with Upholstered Seat and Back and Plastic Shell**

660w x 660d x 990h x 565sh

- INFB4SPUSUB** — £475  
Black Plastic - Standard
- INFB4SPUSUB/TM** — £514  
Black Plastic - Tilt Mechanism
- INFW4SPUSUB** — £515  
White Plastic - Standard
- INFW4SPUSUB/TM** — £554  
White Plastic - Tilt Mechanism



**Pyramid Four-Star Swivel Chair with Upholstered Seat, Mesh Back and Plastic Shell**

660w x 660d x 980h x 565sh

- INFB4SPUSMB** — £475  
Black Plastic - Standard
- INFB4SPUSUB/TM** — £514  
Black Plastic - Tilt Mechanism
- INFW4SPUSUB** — £515  
White Plastic - Standard
- INFW4SPUSUB/TM** — £554  
White Plastic - Tilt Mechanism

	<b>Upholstered Back and Seat: Groups 1-7 and Leather</b>	Add £0 for Group 1	- Add £26 for Group 2	- Add £54 for Group 3	- Add £81 for Group 4
		Add £108 for Group 5	- Add £145 for Group 6	- Add £213 for Group 7	- Add £213 for Leather
	<b>Mesh Back and Upholstered Seat: Groups 1-7 and Leather</b>	Add £0 for Group 1	- Add £13 for Group 2	- Add £28 for Group 3	- Add £44 for Group 4
		Add £59 for Group 5	- Add £79 for Group 6	- Add £116 for Group 7	- Add £116 for Leather

### Infinity Finishes

#### Metal Frame Finishes on Pyramid Four-Star Swivel Chairs

Add £0 for Black Graphite (Standard on **INFB...**, suffix **.../BGF** on **INFW...**), White (Standard on **INFW...**, suffix **.../WF** on **INFB...**), suffix **.../WF**, Silver, suffix **.../SF**  
Add £23 for Black, suffix **.../BF**, Praline, suffix **.../PLF**, Olive Green, suffix **.../OVF**, Atlantic Blue, suffix **.../ABF**, Sapphire Blue, suffix **.../SBF**, Mustard Yellow, suffix **.../MYF**, Terracotta, suffix **.../TCF**, Conker Brown, suffix **.../CBF**

**.../BGF**

**.../WF**

**.../SF**

**.../BF**

**.../PLF**

**.../OVF**

**.../ABF**

**.../SBF**

**.../MYF**

**.../TCF**

**.../CBF**

### Infinity Options

#### Tilt Options

Tilt Mechanism, suffix **.../TM**, see above for prices

#### Castor Options for Five-Star Swivel and Pyramid Four-Star Swivel Chairs

Add £15 for Glides, suffix **.../G**

# Ace

## Agile Seating



The rapid evolution of the 'agile office' is primarily centred around creating flexible environments for employees to carry out activity based working in adaptable space as opposed to from dedicated workstations. The Ace chair has been designed by Claudio Bellini to fit perfectly into the modern workplace landscape. The chair is inspired by a graceful design that follows an endless loop, creating a unique visual alliance between the upholstery and the single shell frame. The open lumbar area and flexible back supports users, providing relaxed comfort when seated. Purposefully designed with agility and flexibility in mind the Ace range offers a variety of leg frames and configurations to provide the perfect solution for multiple applications.



# Ace

## Agile Seating

Available on a 1 Week Lead Time

**Four-Star and Five-Star Swivel:** Designed by Claudio Bellini - Upholstered seat and back - Black or grey polypropylene shell  
 Inner structure of back cushion fits closely to human body curve - Distinctive open lumbar design - Black or grey, four-star or a five-star base  
 Castors as standard on four-star and five-star chairs - Optional tilt mechanism and arms

 One-week lead time on selected fabrics, see page 18-20  Qualifies for Chair in a Box Delivery Service, see page 11



**Black Four-Star Swivel Chair with Upholstered Seat and Back and Black Plastic Shell**  
 660w x 660d x 925h x 585sh

- ACE4SB** ———— £488  
Standard
- ACE4SB/TM** ———— £507  
Tilt Mechanism



**Grey Four-Star Swivel Chair with Upholstered Seat and Back and Grey Plastic Shell**  
 660w x 660d x 925h x 585sh

- ACE4SG** ———— £515  
Standard
- ACE4SG/TM** ———— £534  
Tilt Mechanism



**Black Five-Star Swivel Chair with Upholstered Seat and Back and Black Plastic Shell**  
 650w x 650d x 945h x 605sh

- ACE5SB** ———— £461  
Standard
- ACE5SB/TM** ———— £480  
Tilt Mechanism



**Grey Five-Star Swivel Chair with Upholstered Seat and Back and Grey Plastic Shell**  
 650w x 650d x 945h x 605sh

- ACE5SG** ———— £498  
Standard
- ACE5SG/TM** ———— £517  
Tilt Mechanism

**Upholstered Chair: Groups 1-7 and Leather**  
 Add £0 for Group 1 - Add £24 for Group 2 - Add £55 for Group 3 - Add £80 for Group 4  
 Add £109 for Group 5 - Add £147 for Group 6 - Add £214 for Group 7 - Add £261 for Leather

### Ace Options

#### Tilt Options

Tilt Mechanism, suffix **.../TM**, see above for prices

#### Arm Options

Add £75 for Black Fixed Arms, suffix **.../BFA**  
 Add £79 for Grey Fixed Arms, suffix **.../GFA**

#### Castor Options

Add £15 for Glides, suffix **.../G**

#### Arm Options



**.../BFA**

**.../GFA**

#### Castor Options



**.../G**

#### Multi-Purpose Seating



See page 381

#### Matching Stool



See page 437

# Leola

Agile Seating



Changes to workplace landscapes have accelerated as employers strive to provide their staff with flexible alternatives to conventional workstations. This is best achieved by adopting an agile work environment which focuses on optimising the use of space. The introduction of comfortable, modern, functional furniture aimed at encouraging collaboration and creativity is an obvious solution. The striking design of Leola is compounded by its versatility as a multifunctional chair. The numerous options available including integrated arms, backrest finishes and a choice of upholstered seat and back across three different shell finishes demonstrate the diversity of this range. Leola is perfect for multifunctional environments with proven performance in community areas, training facilities, conference environments, touch down areas and many other applications in the office, education and leisure environments.



**Five-Star Swivel:** Plastic or upholstered back - Plastic or upholstered seat - Black, grey or white plastic shell - Polypropylene and fibreglass backrest  
 Polypropylene seat and outer seat cover - CMHR foam - Black nylon five-star base with black castors as standard on five-star chairs  
 Optional arms and writing tablets

**Certifications:** BS EN 13761:2002 - BS EN 1728:2001 - BS EN 1022:2005

One-week lead time on selected fabrics, see page 18-20

Qualifies for Chair in a Box Delivery Service, see page 11



**Five-Star Swivel Chair with Plastic Shell**

690w x 690d x 915h x 560sh

- LEO5BPSPB** — £305  
Black Plastic
- LEO5GPSPB** — £305  
Grey Plastic
- LEO5WPSPB** — £305  
White Plastic



**Five-Star Swivel Chair with Upholstered Seat and Plastic Shell**

690w x 690d x 915h x 580sh

- LEO5BUSPB** — £357  
Black Plastic
- LEO5GUSPB** — £357  
Grey Plastic
- LEO5WUSPB** — £357  
White Plastic



**Five-Star Swivel Chair with Upholstered Seat and Back and Plastic Shell**

690w x 690d x 920h x 560sh

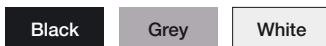
- LEO5BUSUB** — £409  
Black Plastic
- LEO5GUSUB** — £409  
Grey Plastic
- LEO5WUSUB** — £409  
White Plastic

<input type="radio"/> <b>Upholstered Seat Pad: Groups 1-7 and Leather</b>	Add £0 for Group 1 Add £60 for Group 5	- Add £12 for Group 2 - Add £79 for Group 6	- Add £29 for Group 3 - Add £117 for Group 7	- Add £46 for Group 4 - Add £142 for Leather
<input type="radio"/> <b>Fully Upholstered Chair: Groups 1-7 and Leather</b>	Add £0 for Group 1 Add £85 for Group 5	- Add £18 for Group 2 - Add £115 for Group 6	- Add £42 for Group 3 - Add £177 for Group 7	- Add £62 for Group 4 - Add £213 for Leather

### Leola Finishes

#### Plastic Shell Finishes

Add £0 for Black, Grey, White



#### Base Finishes

Add £0 for Black Nylon (Standard)  
Add £67 for Polished Aluminium, suffix **.../PB**



### Leola Options

#### Arm Options

Add £57 for Black Arms, suffix **.../BLA**  
 Add £57 for Grey Arms, suffix **.../GLA**  
 Add £57 for White Arms, suffix **.../WLA**

#### Writing Tablet Options

(Only compatible when arms are specified)

Add £61 for Left-Hand Writing Tablet, suffix **.../WTLH**  
 Add £61 for Right-Hand Writing Tablet, suffix **.../WTRH**

#### Castor Options

Add £15 for Glides, suffix **.../G**

<b>Arm Style</b>  .../WLA	<b>Writing Tablet</b>  Left-Hand Shown .../WTLH	<b>Castor Options</b>  .../G	<b>Multi-Purpose Seating</b>  See page 76
---------------------------------	--	------------------------------------	---

**Five-Star Swivel:** Mesh back - Plastic or upholstered seat - Black, grey or white plastic shell - Polypropylene and fibreglass backrest  
 Polypropylene seat and outer seat cover - CMHR foam - Black nylon five-star base with black castors as standard on five-star chairs  
 Optional arms and writing tablets

**Certifications:** BS EN 13761:2002 - BS EN 1728:2001 - BS EN 1022:2005

One-week lead time on selected fabrics, see page 18-20 Qualifies for Chair in a Box Delivery Service, see page 11



**Five-Star Swivel Chair with Mesh Back and Plastic Shell**  
 690w x 690d x 915h x 560sh

- LEO5BPSMB** — £355  
Black Plastic
- LEO5GPSMB** — £355  
Grey Plastic
- LEO5WPSMB** — £355  
White Plastic



**Five-Star Swivel Chair with Upholstered Seat, Mesh Back and Plastic Shell**  
 690w x 690d x 915h x 580sh


- LEO5BUSMB** — £407  
Black Plastic
- LEO5GUSMB** — £407  
Grey Plastic
- LEO5WUSMB** — £407  
White Plastic

<b>Upholstered Seat Pad: Groups 1-7 and Leather</b>	Add £0 for Group 1	- Add £12 for Group 2	- Add £29 for Group 3	- Add £46 for Group 4
	Add £60 for Group 5	- Add £79 for Group 6	- Add £117 for Group 7	- Add £142 for Leather

### Leola Finishes

#### Plastic Shell Finishes

Add £0 for Black, Grey, White



#### Base Finishes

Add £0 for Black Nylon (Standard)  
 Add £67 for Polished Aluminium, suffix **.../PB**



### Leola Options

#### Arm Options

Add £57 for Black Arms, suffix **.../BLA**  
 Add £57 for Grey Arms, suffix **.../GLA**  
 Add £57 for White Arms, suffix **.../WLA**

#### Writing Tablet Options

(Only compatible when arms are specified)

Add £61 for Left-Hand Writing Tablet, suffix **.../WTLH**  
 Add £61 for Right-Hand Writing Tablet, suffix **.../WTRH**

#### Castor Options

Add £15 for Glides, suffix **.../G**

<b>Arm Style</b>  <b>.../WLA</b>	<b>Writing Tablet</b>  Left-Hand Shown <b>.../WTLH</b>	<b>Castor Options</b>  <b>.../G</b>	<b>Multi-Purpose Seating</b>  See page 76
--	---	---	---

# Salto

Agile Seating



As workspaces evolve, there has been a transition toward agile working. This new concept focusses on flexible environments optimised for collaborating in shared spaces. Designed in Italy by Paolo Scagnellato and Jeremiah Ferrarese, Salto was created with flexibility in mind and the concept of designing a simple, yet attractive chair that offers a technical solution for a multitude of applications. The versatility of the components allows Salto to be adapted for use in a variety of environments including, office, meeting and work spaces.



# Salto

Agile Seating

Available on a 1 Week Lead Time

**Non-Upholstered Back Swivel:** Plastic back - Plastic or upholstered seat - Six plastic shell finishes  
Black nylon five-star base with black castors as standard on five-star chairs - Optional arms

**Upholstered Back Swivel:** Upholstered seat and back - Black or white plastic shell - Black nylon five-star base with black castors as standard on five-star chairs  
Optional arms

**Certifications:** BS EN 1728:2012+AC:2013 - BS EN 1022:2005 - BS EN 16139:2013+AC:2013 - ANSI-BIFMA X5.1 2011/17

One-week lead time on selected fabrics, see page 18-20 Qualifies for Chair in a Box Delivery Service, see page 11



**Five-Star Swivel Chair with Plastic Shell**  
690w x 690d x 920h x 575sh

**SALSW...** — £230



**Five-Star Swivel Chair with Upholstered Seat and Plastic Shell**  
690w x 690d x 920h x 595sh

**SALSWUS...** — £258



**Five-Star Swivel Chair with Upholstered Seat and Back and Plastic Shell**  
690w x 690d x 920h x 595sh

**SALSWUSUB...** — £288

	<b>Upholstered Seat: Groups 1-7 and Leather</b>	Add £0 for Group 1 Add £57 for Group 5	- Add £15 for Group 2 - Add £74 for Group 6	- Add £29 for Group 3 - Add £111 for Group 7	- Add £42 for Group 4 - Add £128 for Leather
	<b>Upholstered Seat and Back: Groups 1-7 and Leather</b>	Add £0 for Group 1 Add £83 for Group 5	- Add £19 for Group 2 - Add £108 for Group 6	- Add £41 for Group 3 - Add £166 for Group 7	- Add £61 for Group 4 - Add £190 for Leather

## Salto Finishes

### Plastic Shell Finishes for SALSW... and SALSWUS...

Please note, **SALSWUS...** will always be supplied with a black underpan seat unless white plastic is specified.

Add £0 for Black, suffix **.../BK**, Blue, suffix **.../BU**, Green, suffix **.../GN**, Grey, suffix **.../GR**, Red, suffix **.../RD**, White, suffix **.../WH**



### Plastic Shell Finishes for SALSWUSUB...

Add £0 for Black, suffix **.../BK**, White, suffix **.../WH**



### Base Finishes

Add £0 for Black Nylon (Standard)  
Add £70 for Polished Aluminium, suffix **.../PB**



## Salto Options

### Arm Options

Add £42 for Plastic Arms, suffix **.../PA**  
Add £81 for Painted Black Arms, suffix **.../PBA**  
Add £117 for Polished Arms with Black Pads, suffix **.../PAB**  
Add £150 for Polished Arms with White Pads, suffix **.../PAW**

### Castor Options

Add £15 for Glides, suffix **.../G**

### Arm Options



**.../PA**      **.../PBA**      **.../PAB**      **.../PAW**

### Castor Options



**.../G**

### Multi-Purpose Seating



See page 93



**Five-Star Swivel:** Breathable black mesh back - Plastic or upholstered seat - Black plastic shell - Available with a plastic or upholstered seat  
 Black nylon five-star base as standard with black castors on task chairs - Optional arms

**Certifications:** BS EN 1728:2012+AC:2013 - BS EN 1022:2005 - BS EN 16139:2013+AC:2013 - ANSI-BIFMA X5.1 2011/24 - ANSI-BIFMA X5.1 2011/17

 One-week lead time on selected fabrics, see page 18-20  Qualifies for Chair in a Box Delivery Service, see page 11




**Five-Star Swivel Chair with Mesh Back and Plastic Shell**  
 690w x 690d x 920h x 575sh

 **SALMBSW...** — £256



**Five-Star Swivel Chair with Upholstered Seat, Mesh Back and Plastic Shell**  
 690w x 690d x 920h x 595sh

 **SALMBSWUS...** — £287

 <b>Upholstered Seat:</b> Groups 1-7 and Leather	Add £0 for Group 1	- Add £15 for Group 2	- Add £29 for Group 3	- Add £42 for Group 4
	Add £57 for Group 5	- Add £74 for Group 6	- Add £111 for Group 7	- Add £128 for Leather

### Salto Finishes

#### Plastic Shell Finishes

Add £0 for Black, suffix **.../BK**

**.../BK**

#### Base Finishes

Add £0 for Black Nylon (Standard)  
 Add £70 for Polished Aluminium, suffix **.../PB**

**.../PB**

### Salto Options

#### Arm Options

Add £42 for Plastic Arms, suffix **.../PA**  
 Add £81 for Painted Black Arms, suffix **.../PBA**  
 Add £117 for Polished Arms with Black Pads, suffix **.../PAB**  
 Add £150 for Polished Arms with White Pads, suffix **.../PAW**

#### Castor Options

Add £15 for Glides, suffix **.../G**

#### Arm Options



**.../PA**



**.../PBA**



**.../PAB**



**.../PAW**

#### Castor Options



**.../G**

#### Multi-Purpose Seating



See page 93

## Castor Options



There are different types of castors, each designed for a specific purpose and performance. To get the best performance from your chair it is important to match the correct type of castor to the flooring in your office. The chair's movement depends on how much traction there is between the castors and the floor. The wrong type of castors can make it harder to move the chair around leading to greater stress on the back and leg muscles. Conversely the wrong castor may move too easily allowing the chair to roll away when the user stands up. This is a safety hazard if the user doesn't realise the chair has moved away when they attempt to sit down. In addition to the ergonomic and safety risks, the wrong type of castor can also damage the flooring. For this reason there are a number of different types of castor available to suit all requirements.

# Castor Options



## Hard Wheeled Castors

Fitted as Standard

**Code: HWC**  
£26 per set

Supplied as standard, this type of castor is often referred to as a carpet castor as it is perfect for use on carpeted surfaces. The hard outside of the wheels move smoothly over most types of carpet and as the vast majority of office chairs are used on carpeted surfaces, this has become the most popular option. Please note, using these castors on other surfaces can be unpredictable. They have a tendency to slide rather than roll on hard surfaces such as wood and tiled flooring making them prone to scratching the surface. In addition, this creates very little friction making it difficult to control which can be dangerous for the user.



## Soft Wheeled Castors

**Code: SWC**  
£28 per set

Soft wheeled castors have a thin layer of softer material over the hard core. This material may be vinyl, soft rubber or polyurethane. Soft castors are recommended for hard floors (wood, vinyl, concrete and tiles). The composition of the outer wheel provides more friction with hard floors giving the right resistance, ensuring greater control to the user. In addition, they are less likely to scratch the floor.



## Brake Loaded Castors

**Code: BLC**  
£33 per set

These types of castors are designed for use on hard, vinyl, epoxy, wooden or concrete floors to reduce slipping. Brake loaded castors only brake when the user is sitting on the chair. This gives the user greater control of the chair allowing no movement whilst seated.



## Brake Unloaded Castors

**Code: BUC**  
£33 per set

This type of castor is also designed for use on hard, vinyl, epoxy, wooden or concrete floors to reduce slipping. Brake unloaded castors only brake when no one is sitting in the chair, making them ideal when the chair is required to be mobile when the user is seated, but remain in a stationary position when not being used. This type of castor can also help to prevent accidents caused by undesired movement of the chair on hard surfaces whilst trying to sit down in the chair.

# Milo

## Meeting Chairs



Designed in Italy by Paolo Orlandini, Milo delivers an elegant and comfortable seating solution for meeting and conference rooms, relaxation areas and contemporary dining environments. The upholstered seat and curved back support offer users an enjoyable experience when seated, with options of seven bases to achieve any design brief.



# Milo

## Meeting Chairs

**Meeting:** Choice of four bases - Upholstered seat and back/arms - Injection foam shell  
 Chrome wire frame with protective glides as standard on sled chairs - Painted black frame with protective feet as standard on metal four-legged chairs  
 Seven wood finishes on wooden four-legged and wooden swivel pyramid chairs - Optional tilt mechanism and two-tone upholstery

The dimensions of the new seating items below are subject to change.

Qualifies for Chair in a Box Delivery Service, see page 11



**Sled Meeting Chair with Upholstered Seat and Back/Arms**

580w x 560d x 810h x 470sh

**MILSB...** £669



**Metal Four-Legged Meeting Chair with Upholstered Seat and Back/Arms**

580w x 570d x 810h x 470sh

**MIL...** £699



**Wooden Four-Legged Meeting Chair with Upholstered Seat and Back/Arms**

580w x 580d x 800h x 460sh

**MILWL...** £799



**Wooden Swivel Pyramid Meeting Chair with Upholstered Seat and Back/Arms**

750w x 750d x 840h x 500sh

**MILSWWL...** £835  
Standard

**MILSWWL/TM...** £874  
Tilt Mechanism

**Upholstered Breakout Chair: Groups 1-7 and Leather**  
 Add £0 for Group 1 - Add £29 for Group 2 - Add £61 for Group 3 - Add £94 for Group 4  
 Add £127 for Group 5 - Add £172 for Group 6 - Add £290 for Group 7 - Add £331 for Leather

### Milo Finishes

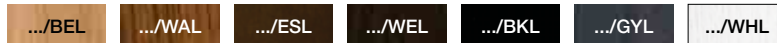
#### Metal Frame Finishes for Sled and Metal Four-Legged Chairs

Add £0 for Silver, suffix **.../SF**, Black Graphite, suffix **.../BGF**, White, suffix **.../WF**  
 Add £27 for Black, suffix **.../BF**, Praline, suffix **.../PLF**, Olive Green, suffix **.../OVF**, Atlantic Blue, suffix **.../ABF**, Sapphire Blue, suffix **.../SBF**,  
 Mustard Yellow, suffix **.../MYF**, Terracotta, suffix **.../TCF**, Conker Brown, suffix **.../CBF**



#### Wooden Frame Finishes for Wooden Four-Legged and Wooden Swivel Pyramid Chairs

Add £0 for Beech, suffix **.../BEL** - Add £33 for Stained Walnut, suffix **.../WAL**, Stained Espresso, suffix **.../ESL**, Stained Wenge, suffix **.../WEL**,  
 Stained Black, suffix **.../BKL**, Stained Grey, suffix **.../GYL** - Add £44 for White, suffix **.../WHL**



### Milo Options


#### Tilt Options on Wooden Swivel Pyramid Chairs

Tilt Mechanism, suffix **.../TM**, see above for prices

#### Two-Tone Upholstery Options

Add £57 for Two-Tone Upholstery, suffix **.../TT**

#### Fabric Selection Reference



When multiple fabric bands are specified, the unit price will reflect the highest fabric band requested.

#### Lounge Seating



See page 472

# Milo

## Meeting Chairs

**Meeting:** Choice of three bases - Upholstered seat and back/arms - Injection foam shell - Choice of seven bases  
 Polished aluminium base on five-star swivel, metal pyramid swivel and four-star swivel chairs as standard - Optional tilt mechanism and two-tone upholstery

The dimensions of the new seating items below are subject to change.

 Qualifies for Chair in a Box Delivery Service, see page 11



**Five-Star Swivel Meeting Chair with Upholstered Seat and Back/Arms**

710w x 710d x 910h x 510sh

 **MIL5S** Standard £738

 **MIL5S/TM** Tilt Mechanism £777



**Four-Star Swivel Meeting Chair with Upholstered Seat and Back/Arms**

640w x 640d x 910h x 510sh

 **MIL4S** Standard £725

 **MIL4S/TM** Tilt Mechanism £764




**Metal Swivel Pyramid Meeting Chair with Upholstered Seat and Back/Arms**

720w x 720d x 830h x 430sh

 **MILSW** Standard £725

 **MILSW/TM** Tilt Mechanism £764

 **Upholstered Breakout Chair: Groups 1-7 and Leather** Add £0 for Group 1 - Add £29 for Group 2 - Add £61 for Group 3 - Add £94 for Group 4  
 Add £127 for Group 5 - Add £172 for Group 6 - Add £290 for Group 7 - Add £331 for Leather

### Milo Finishes

#### Base Finishes for Five-Star Swivel Chairs

Add £0 for Polished Aluminium (Standard)  
 Add £20 for Black Painted, suffix **.../BB**

**.../BB**

#### Base Finishes for Four-Star Swivel and Metal Swivel Pyramid Chairs

Add £0 for Polished Aluminium (Standard)  
 Add £18 for Black Painted, suffix **.../BB**

**.../BB**

### Milo Options

#### Tilt Options

Tilt Mechanism, suffix **.../TM**, see above for prices

#### Castor Options for Five-Star Swivel and Metal Swivel Pyramid Chairs

Add £15 for Glides, suffix **.../G**

#### Two-Tone Upholstery Options

Add £57 for Two-Tone Upholstery, suffix **.../TT**


#### Castor Options



**.../G**

#### Fabric Selection Reference

A: Seat  
 B: Back/Arms



When multiple fabric bands are specified, the unit price will reflect the highest fabric band requested.

#### Lounge Seating



See page 472

# i-sit

## Meeting Chairs



The complete i-sit family is based on a modular principle that focuses on the use of a universal frame, avoiding the need for multiple components. The modular concept allows the entire product range to follow a clear design line and offers users the ability to select a harmonious configuration to suit their needs. i-sit uniquely combines design and innovation in an affordable package making it perfect for all markets and organisations.



95.5%  
Recyclability

**Cantilever and Four-Legged:** Designed by Ralf Umland - Upholstered or mesh back - Upholstered seat - Black plastic shell - CMHR moulded foam  
 22mm tubular black frame as standard on cantilever and four-legged chairs - Protective feet - Optional arms and fabric insert back  
 Stackable up to 5 chairs high on the floor

**Certifications:** BS EN 5459-2:2000+A2:2008 - BS EN 16139:2013 - BS EN 1335-3:2009 - BS EN 15373:2007 Level 2 - BS EN 1022:2005

One-week lead time on selected fabrics, see page 18-20 Qualifies for Chair in a Box Delivery Service, see page 11 Stackable



**Cantilever Chair with Upholstered Seat and Back**  
 530w x 595d x 865h x 480sh

**ISITC** £384



**Cantilever Chair with Upholstered Seat and Mesh Back**  
 530w x 595d x 865h x 480sh

**ISITCM** £410



**Four-Legged Chair with Upholstered Seat and Back**  
 510w x 580d x 855h x 470sh

**ISITL** £367



**Four-Legged Chair with Upholstered Seat and Mesh Back**  
 510w x 580d x 855h x 470sh

**ISITLM** £393

<b>Upholstered Meeting Chair: Groups 1-7 and Leather</b>	Add £0 for Group 1 Add £85 for Group 5	- Add £16 for Group 2 - Add £115 for Group 6	- Add £42 for Group 3 - Add £175 for Group 7	- Add £66 for Group 4 - Add £214 for Leather
<b>Mesh Back Meeting Chair: Groups 1-7 and Leather</b>	Add £0 for Group 1 Add £62 for Group 5	- Add £13 for Group 2 - Add £74 for Group 6	- Add £30 for Group 3 - Add £122 for Group 7	- Add £46 for Group 4 - Add £148 for Leather

**i-sit Finishes**

**Metal Frame Finishes for Cantilever Chairs**

Add £0 for Black (Standard), Silver, suffix **.../SCF**, Black Graphite, suffix **.../BGCF**  
 Add £61 for Chrome, suffix **.../CCF**



**Metal Frame Finishes for Four-Legged Chairs**

Add £0 for Black (Standard), Silver, suffix **.../SLF**, Black Graphite, suffix **.../BGLF**  
 Add £61 for Chrome, suffix **.../CLF**



**i-sit Options**


**Arm Options**

Add £68 for Cantilever Fixed Arms, suffix **.../CA**  
 Add £68 for Four-Legged Fixed Arms, suffix **.../LA**

**Fabric Insert Back Options for Cantilever and Four-Legged Chairs with Upholstered Back**

Add £84 for Group 1, suffix **.../FIB1** - Add £99 for Group 2, suffix **.../FIB2** - Add £112 for Group 3, suffix **.../FIB3** - Add £131 for Group 4, suffix **.../FIB4**  
 Add £144 for Group 5, suffix **.../FIB5** - Add £168 for Group 6, suffix **.../FIB6** - Add £207 for Group 7, suffix **.../FIB7** - Add £221 for Leather, suffix **.../FIBL**

**Arm Options**



**.../CA**      **.../LA**

**Back Options**



**.../FIB**



# Moda

## Meeting Chairs



Moda has established itself as a core product within our seating portfolio. Available in two configurations, the range has been designed to complement our task chair offering, where compatibility between work areas is required. Appearance and flexibility are the design foundations of Moda with its clean, modern lines, superb detailing and robust construction all finished in a sleek chrome frame. The contoured mesh back and seat support the body, providing excellent comfort for prolonged periods of sitting. Moda is an excellent choice for meeting and visitor chairs.



**Swivel:** Mesh back - Upholstered seat - Black plastic shell - Integral arm with black arm pad - Moulded CMHR foam  
Black nylon five-star base as standard on five-star chairs - Polished aluminium four-star base on four-star swivel chairs

**Cantilever:** Mesh back - Upholstered seat - Black plastic shell - Integral arm with black arm pad - Moulded CMHR foam  
25mm tubular chrome frame with protective glides - Stackable up to 3 chairs high

**Certifications:** BS EN 5459-2:2000+A2:2008 - BS EN 16139:2013 - BS EN 1335-3:2009 - BS EN 15373:2007 Level 2 - BS EN 1022:2005

 One-week lead time on selected fabrics, see page 13-14

 Qualifies for Chair in a Box Delivery Service, see page 8

 Stackable



**Five-Star Swivel Chair with Upholstered Seat and Mesh Back**  
680w x 680d x 875h x 475sh

 **MODM5S** ———— £590  
Standard

 **MODM5S/TM** ———— £629  
Tilt Mechanism



**Four-Star Swivel Chair with Upholstered Seat and Mesh Back**  
680w x 680d x 875h x 475sh


 **MODMSW** ———— £671  
Standard

 **MODMSW/TM** ———— £710  
Tilt Mechanism



**Cantilever Chair with Upholstered Seat and Mesh Back**  
535w x 625d x 875h x 475sh

 **MODMC** ———— £539

 <b>Mesh Back Chairs</b> Groups 1-7	Add £0 for Group 1	- Add £13 for Group 2	- Add £28 for Group 3	- Add £44 for Group 4
	Add £59 for Group 5	- Add £79 for Group 6	- Add £116 for Group 7	

### Moda Finishes

#### Base Finishes for Five-Star Swivel Chairs

Add £0 for Black Nylon (Standard)  
Add £60 for Polished Aluminium, suffix **.../PB**

**.../PB**

#### Base Finishes for Four-Star Swivel Chairs

Add £0 for Polished Aluminium (Standard)  
Add £18 for Black Painted, suffix **.../BB**

**.../BB**

### Moda Options

#### Tilt Options

Tilt Mechanism, suffix **.../TM**, see above for prices

#### Castor Options

Add £15 for Glides, suffix **.../G**

#### Castor Options



**.../G**

# Infinity

## Meeting Chairs



Infinity is a comprehensive range offering multi-purpose seating with six base options making it a suitable solution for agile environments, meeting rooms, breakout spaces, classrooms and waiting areas. The polypropylene shell, available in black or white with integrated support arms, can be finished with an upholstered seat back and pad or mesh back with upholstered seat pad. To complement the polypropylene surround, metalwork is supplied in black graphite or white as standard or an enhanced aesthetic can be achieved with the introduction of colour, using one of our 11 epoxy-powder coating colour options.



**Meeting:** Choice of six bases - Upholstered or mesh back - Upholstered seat - Black or white polypropylene shell - Fixed support arms - Injection moulded foam Black Graphite or White metal frame finish as standard on all chairs - Four-legged and cantilever frame stackable up to 5 chairs high on the floor

One-week lead time on selected fabrics, see page 18-20 Qualifies for Chair in a Box Delivery Service, see page 11 Stackable



**Four-Legged Chair with Upholstered Seat and Back and Plastic Shell**

595w x 575d x 875h x 470sh

- INFBLUSUB** — £387  
Black Plastic
- INFWLUSUB** — £427  
White Plastic



**Four-Legged Chair with Upholstered Seat, Mesh Back and Plastic Shell**

595w x 575d x 865h x 470sh

- INFBLUSMB** — £387  
Black Plastic
- INFWLUSMB** — £427  
White Plastic



**Four-Legged Chair on Castors with Upholstered Seat and Back and Plastic Shell**

595w x 575d x 885h x 470sh

- INFBLUSUB/C** — £429  
Black Plastic
- INFWLUSUB/C** — £469  
White Plastic



**Four-Legged Chair on Castors with Upholstered Seat, Mesh Back and Plastic Shell**

595w x 575d x 875h x 470sh

- INFBLUSMB/C** — £429  
Black Plastic
- INFWLUSMB/C** — £469  
White Plastic



**Cantilever Chair with Upholstered Seat and Back and Plastic Shell**

585w x 580d x 880h x 455sh

- INFBCUSUB** — £391  
Black Plastic
- INFWCUSUB** — £431  
White Plastic



**Cantilever Chair with Upholstered Seat, Mesh Back and Plastic Shell**

585w x 575d x 870h x 455sh

- INFBCUSMB** — £391  
Black Plastic
- INFWCUSMB** — £431  
White Plastic

<b>Upholstered Back and Seat: Groups 1-7 and Leather</b>	Add £0 for Group 1 Add £108 for Group 5	- Add £26 for Group 2 - Add £145 for Group 6	- Add £54 for Group 3 - Add £213 for Group 7	- Add £81 for Group 4 - Add £213 for Leather
<b>Mesh Back and Upholstered Seat: Groups 1-7 and Leather</b>	Add £0 for Group 1 Add £59 for Group 5	- Add £13 for Group 2 - Add £79 for Group 6	- Add £28 for Group 3 - Add £116 for Group 7	- Add £44 for Group 4 - Add £116 for Leather

### Infinity Finishes

#### Metal Frame Finishes

Add £0 for Black Graphite (Standard on **INFB...**), White (Standard on **INFW...**), suffix **.../WF**, Silver, suffix **.../SF**  
Add £23 for Black, suffix **.../BF**, Praline, suffix **.../PLF**, Olive Green, suffix **.../OVF**, Atlantic Blue, suffix **.../ABF**, Sapphire Blue, suffix **.../SBF**,  
Mustard Yellow, suffix **.../MYF**, Terracotta, suffix **.../TCF**, Conker Brown, suffix **.../CBF**



**Meeting:** Choice of six bases - Upholstered or mesh back - Upholstered seat - Black or white polypropylene shell - Fixed support arms - Injection moulded foam Black nylon or white nylon five-star base as standard on five-star swivel chairs - Black Graphite or polished aluminium base as standard on four-star swivel chairs Black Graphite or White metal frame finish as standard on pyramid four-star swivel chairs

One-week lead time on selected fabrics, see page 18-20

Qualifies for Chair in a Box Delivery Service, see page 11



**Five-Star Swivel Chair with Upholstered Seat and Back and Plastic Shell**

650w x 650d x 1015h x 595sh

- INFB5SUSUB** — £419  
Black Plastic - Standard
- INFB5SUSUB/TM** — £458  
Black Plastic - Tilt Mechanism
- INFW5SUSUB** — £490  
White Plastic - Standard
- INFW5SUSUB/TM** — £529  
White Plastic - Tilt Mechanism



**Five-Star Swivel Chair with Upholstered Seat, Mesh Back and Plastic Shell**

650w x 650d x 1005h x 595sh

- INFB5SUSMB** — £419  
Black Plastic - Standard
- INFB5SUSMB/TM** — £458  
Black Plastic - Tilt Mechanism
- INFW5SUSMB** — £490  
White Plastic - Standard
- INFW5SUSMB/TM** — £529  
White Plastic - Tilt Mechanism



**Four-Star Swivel Chair with Upholstered Seat and Back and Plastic Shell**

640w x 640d x 1060h x 635sh

- INFB4SUSUB** — £475  
Black Plastic - Standard
- INFB4SUSUB/TM** — £514  
Black Plastic - Tilt Mechanism
- INFW4SUSUB** — £515  
White Plastic - Standard
- INFW4SUSUB/TM** — £554  
White Plastic - Tilt Mechanism



**Four-Star Swivel Chair with Upholstered Seat, Mesh Back and Plastic Shell**

640w x 640d x 1050h x 635sh

- INFB4SUSMB** — £475  
Black Plastic - Standard
- INFB4SUSMB/TM** — £514  
Black Plastic - Tilt Mechanism
- INFW4SUSMB** — £515  
White Plastic - Standard
- INFW4SUSMB/TM** — £554  
White Plastic - Tilt Mechanism



**Pyramid Four-Star Swivel Chair with Upholstered Seat and Back and Plastic Shell**

660w x 660d x 990h x 565sh

- INFB4SPUSUB** — £475  
Black Plastic - Standard
- INFB4SPUSUB/TM** — £514  
Black Plastic - Tilt Mechanism
- INFW4SPUSUB** — £515  
White Plastic - Standard
- INFW4SPUSUB/TM** — £554  
White Plastic - Tilt Mechanism



**Pyramid Four-Star Swivel Chair with Upholstered Seat, Mesh Back and Plastic Shell**

660w x 660d x 980h x 565sh

- INFB4SPUSMB** — £475  
Black Plastic - Standard
- INFB4SPUSUB/TM** — £514  
Black Plastic - Tilt Mechanism
- INFW4SPUSUB** — £515  
White Plastic - Standard
- INFW4SPUSUB/TM** — £554  
White Plastic - Tilt Mechanism

	<b>Upholstered Back and Seat: Groups 1-7 and Leather</b>	Add £0 for Group 1	- Add £26 for Group 2	- Add £54 for Group 3	- Add £81 for Group 4
		Add £108 for Group 5	- Add £145 for Group 6	- Add £213 for Group 7	- Add £213 for Leather
	<b>Mesh Back and Upholstered Seat: Groups 1-7 and Leather</b>	Add £0 for Group 1	- Add £13 for Group 2	- Add £28 for Group 3	- Add £44 for Group 4
		Add £59 for Group 5	- Add £79 for Group 6	- Add £116 for Group 7	- Add £116 for Leather

### Infinity Finishes

#### Metal Frame Finishes on Pyramid Four-Star Swivel Chairs

Add £0 for Black Graphite (Standard on **INFB...**, suffix **.../BGF** on **INFW...**), White (Standard on **INFW...**, suffix **.../WF** on **INFB...**), suffix **.../WF**, Silver, suffix **.../SF**  
Add £23 for Black, suffix **.../BF**, Praline, suffix **.../PLF**, Olive Green, suffix **.../OVF**, Atlantic Blue, suffix **.../ABF**, Sapphire Blue, suffix **.../SBF**, Mustard Yellow, suffix **.../MYF**, Terracotta, suffix **.../TCF**, Conker Brown, suffix **.../CBF**

**.../BGF** **.../WF** **.../SF** **.../BF** **.../PLF**

**.../OVF** **.../ABF** **.../SBF** **.../MYF** **.../TCF** **.../CBF**

### Infinity Options

#### Tilt Options

Tilt Mechanism, suffix **.../TM**, see above for prices

#### Castor Options for Five-Star Swivel and Pyramid Four-Star Swivel Chairs

Add £15 for Glides, suffix **.../G**

# Ace

Multi-Purpose Seating



Designed by Claudio Bellini, the Ace chair is inspired by a graceful design that follows an endless loop, creating a unique visual alliance between the upholstery and single-shell frame. The open lumbar area and flexible back supports users, providing relaxed comfort when seated. Designed for the modern environment, Ace is adaptable with a variety of leg frames and configurations, providing advanced ergonomics for multiple applications.



# Ace

## Multi-Purpose Seating

Available on a 1 Week Lead Time

**Four-Legged and Sled:** Designed by Claudio Bellini - Upholstered seat and back - Black or grey polypropylene shell  
 Inner structure of back cushion fits closely to human body curve - Distinctive open lumbar design  
 Black or grey metal finish as standard on four-legged and sled chairs - Optional arms

One-week lead time on selected fabrics, see page 18-20

Qualifies for Chair in a Box Delivery Service, see page 11



**Black Four-Legged Chair with Upholstered Seat and Back and Black Plastic Shell**

540w x 585d x 815h x 475sh

**ACEB** ————— £377



**Grey Four-Legged Chair with Upholstered Seat and Back and Grey Plastic Shell**

540w x 585d x 815h x 475sh

**ACEG** ————— £386



**Black Sled Chair with Upholstered Seat and Back and Black Plastic Shell**

540w x 555d x 820h x 480sh

**ACESBB** ————— £377



**Grey Sled Chair with Upholstered Seat and Back and Grey Plastic Shell**

540w x 555d x 820h x 480sh

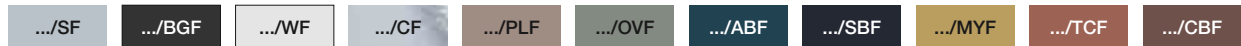
**ACESBG** ————— £386

**Upholstered Chair: Groups 1-7 and Leather**  
 Add £0 for Group 1 - Add £24 for Group 2 - Add £55 for Group 3 - Add £80 for Group 4  
 Add £109 for Group 5 - Add £147 for Group 6 - Add £214 for Group 7 - Add £261 for Leather

### Ace Finishes

#### Metal Frame Finishes

Add £0 for Black (Standard), Grey (Standard), for Silver, suffix **.../SF**, Black Graphite, suffix **.../BGF**, White, suffix **.../WF**  
 Add £60 for Chrome Effect, suffix **.../CF**  
 Add £24 for Praline, suffix **.../PLF**, Olive Green, suffix **.../OVF**, Atlantic Blue, suffix **.../ABF**, Sapphire Blue, suffix **.../SBF**,  
 Mustard Yellow, suffix **.../MYF**, Terracotta, suffix **.../TCF**, Conker Brown, suffix **.../CBF**



### Ace Options

#### Arm Options

Add £60 for Black Fixed Arms, suffix **.../BFA**  
 Add £60 for Grey Fixed Arms, suffix **.../GFA**

#### Arm Options



**.../BFA**

**.../GFA**

#### Agile Seating



See page 361

#### Matching Stool



See page 437

# Ace

## Multi-Purpose Seating

Available on a 1 Week Lead Time

**Four-Star and Five-Star Swivel:** Designed by Claudio Bellini - Upholstered seat and back - Black or grey polypropylene shell  
 Inner structure of back cushion fits closely to human body curve - Distinctive open lumbar design - Black or grey, four-star or a five-star base  
 Castors as standard on four-star and five-star chairs - Optional tilt mechanism and arms

 One-week lead time on selected fabrics, see page 18-20

 Qualifies for Chair in a Box Delivery Service, see page 11



**Black Four-Star Swivel Chair with Upholstered Seat and Back and Black Plastic Shell**

660w x 660d x 925h x 585sh

**ACE4SB** ———— £488  
Standard

**ACE4SB/TM** ———— £507  
Tilt Mechanism



**Grey Four-Star Swivel Chair with Upholstered Seat and Back and Grey Plastic Shell**

660w x 660d x 925h x 585sh

**ACE4SG** ———— £515  
Standard

**ACE4SG/TM** ———— £534  
Tilt Mechanism



**Black Five-Star Swivel Chair with Upholstered Seat and Back and Black Plastic Shell**

650w x 650d x 945h x 605sh

**ACE5SB** ———— £461  
Standard

**ACE5SB/TM** ———— £480  
Tilt Mechanism



**Grey Five-Star Swivel Chair with Upholstered Seat and Back and Grey Plastic Shell**

650w x 650d x 945h x 605sh

**ACE5SG** ———— £498  
Standard

**ACE5SG/TM** ———— £517  
Tilt Mechanism

**Upholstered Chair:**  
Groups 1-7 and Leather

Add £0 for Group 1 - Add £24 for Group 2 - Add £55 for Group 3 - Add £80 for Group 4  
 Add £109 for Group 5 - Add £147 for Group 6 - Add £214 for Group 7 - Add £261 for Leather

### Ace Options

#### Tilt Options

Tilt Mechanism, suffix **.../TM**, see above for prices

#### Arm Options

Add £75 for Black Fixed Arms, suffix **.../BFA**  
 Add £79 for Grey Fixed Arms, suffix **.../GFA**

#### Castor Options

Add £15 for Glides, suffix **.../G**

#### Arm Options



**.../BFA**



**.../GFA**

#### Castor Options



**.../G**

#### Agile Seating



See page 361

#### Matching Stool



See page 437



# Leola

Multi-Purpose Seating



The striking design of Leola delivers a versatile, multifunctional chair. Its versatility is compounded by the many options available to the user including various frame types, arms, backs, seats and upholstery finishes. Functionally, the chair is an excellent performer stacking four units high from the floor, eight units high from a trolley and boasting additional extras such as attachable writing tablets and linking devices. Leola is a perfect choice for contemporary community areas, training facilities, waiting rooms, conference facilities and many other applications within the office, education and leisure environment.



# Leola

## Multi-Purpose Seating

Available on a 1 Week Lead Time

**Four-Legged:** Plastic or upholstered back - Plastic or upholstered seat - Black, grey or white plastic shell - Polypropylene and fibreglass backrest  
Polypropylene seat and outer seat cover - CMHR foam - 22mm tubular chrome frame - Stackable up to 4 chairs high on the floor  
Optional arms, writing tablets and castors

**Trolley:** For four-legged chairs only - Tubular steel construction - Black epoxy powder coated finish - Castors for manoeuvrability  
Stackable up to 4 chairs high when stacked on the trolley - Overall trolley dimensions: 340h x 560w x 635d

**Linking Devices:** Linking can only be achieved between same type chairs, it is not possible to link between a four-legged and a cantilever chair - Chrome finish

**Certifications:** BS EN 10025:1993 - BS EN 13761:2002 - BS EN 1728:2001 - BS EN 1022:2005

One-week lead time on selected fabrics, see page 18-20

Qualifies for Chair in a Box Delivery Service, see page 11

Stackable



**Four-Legged Chair with Plastic Shell**

480w x 525d x 825h x 455sh

- LEOLBPSPB** — £210  
Black Plastic
- LEOLGSPSB** — £210  
Grey Plastic
- LEOLWPSPB** — £210  
White Plastic



**Four-Legged Chair with Upholstered Seat and Plastic Shell**

485w x 525d x 825h x 480sh

- LEOLBUSPB** — £262  
Black Plastic
- LEOLGUSPB** — £262  
Grey Plastic
- LEOLWUSPB** — £262  
White Plastic



**Four-Legged Chair with Upholstered Seat and Back and Plastic Shell**

485w x 535d x 830h x 480sh

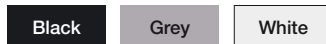
- LEOLBUSUB** — £314  
Black Plastic
- LEOLGUSUB** — £314  
Grey Plastic
- LEOLWUSUB** — £314  
White Plastic

<input type="radio"/> <b>Upholstered Seat Pad: Groups 1-7 and Leather</b>	Add £0 for Group 1 Add £60 for Group 5	- Add £12 for Group 2 - Add £79 for Group 6	- Add £29 for Group 3 - Add £117 for Group 7	- Add £46 for Group 4 - Add £142 for Leather
<input type="radio"/> <b>Fully Upholstered Chair: Groups 1-7 and Leather</b>	Add £0 for Group 1 Add £85 for Group 5	- Add £18 for Group 2 - Add £115 for Group 6	- Add £42 for Group 3 - Add £177 for Group 7	- Add £62 for Group 4 - Add £213 for Leather

### Leola Finishes

#### Plastic Shell Finishes

Add £0 for Black, Grey, White



### Leola Options / Additions

#### Arm Options

Add £57 for Black Arms, suffix **.../BLA**  
Add £57 for Grey Arms, suffix **.../GLA**  
Add £57 for White Arms, suffix **.../WLA**

#### Writing Tablet Options

(Only compatible when arms are specified)

Add £61 for Left-Hand Writing Tablet, suffix **.../WTLH**  
Add £61 for Right-Hand Writing Tablet, suffix **.../WTRH**

#### Castor Options

Add £73 for Castors, suffix **.../C**

#### Linking Devices

£22 for Linking Device One (for use with chairs without arms), **LEO/LD1**  
£22 for Linking Device Two (for use with chairs with arms), **LEO/LD2**  
£22 for Linking Device Three (for use with chairs with writing tablet), **LEO/LD3**

#### Trolley

£320 for Trolley, **LCD**

#### Arm Style



**.../GLA**

#### Writing Tablet



Left-Hand Shown

**.../WTLH**

#### Castor Options



**.../C**

#### Linking Options



**LEO/LD1**



**LEO/LD2**



**LEO/LD3**

#### Additional Options



**LCD**

#### Agile Seating



See page 363

# Leola

## Multi-Purpose Seating

Available on a 1 Week Lead Time

**Four-Legged:** Mesh back - Plastic or upholstered seat - Black, grey or white plastic shell - Polypropylene and fibreglass backrest  
Polypropylene seat and outer seat cover - CMHR foam - 22mm tubular chrome frame - Stackable up to 4 chairs high on the floor  
Optional arms, writing tablets and castors

**Trolley:** For four-legged chairs only - Tubular steel construction - Black epoxy powder coated finish - Castors for manoeuvrability  
Stackable up to 4 chairs high when stacked on the trolley - Overall trolley dimensions: 340h x 560w x 635d

**Linking Devices:** Linking can only be achieved between same type chairs, it is not possible to link between a four-legged and a cantilever chair - Chrome finish

**Certifications:** BS EN 10025:1993 - BS EN 13761:2002 - BS EN 1728:2001 - BS EN 1022:2005

One-week lead time on selected fabrics, see page 18-20

Qualifies for Chair in a Box Delivery Service, see page 11

Stackable



**Four-Legged Chair with Mesh Back and Plastic Shell**  
480w x 525d x 825h x 455sh

	<b>LEOLBPSMB</b> — £260
	Black Plastic
	<b>LEOLGPSMB</b> — £260
	Grey Plastic
	<b>LEOLWPSMB</b> — £260
	White Plastic



**Four-Legged Chair with Upholstered Seat, Mesh Back and Plastic Shell**  
485w x 535d x 825h x 480sh

	<b>LEOLBUSMB</b> — £312
	Black Plastic
	<b>LEOLGUSMB</b> — £312
	Grey Plastic
	<b>LEOLWUSMB</b> — £312
	White Plastic

	<b>Upholstered Seat Pad:</b>	Add £0 for Group 1	- Add £12 for Group 2	- Add £29 for Group 3	- Add £46 for Group 4
	<b>Groups 1-7 and Leather</b>	Add £60 for Group 5	- Add £79 for Group 6	- Add £117 for Group 7	- Add £142 for Leather

### Leola Finishes

#### Plastic Shell Finishes

Add £0 for Black, Grey, White



### Leola Options / Additions

#### Arm Options

Add £57 for Black Arms, suffix **.../BLA**  
Add £57 for Grey Arms, suffix **.../GLA**  
Add £57 for White Arms, suffix **.../WLA**

#### Writing Tablet Options

(Only compatible when arms are specified)

Add £61 for Left-Hand Writing Tablet, suffix **.../WTLH**  
Add £61 for Right-Hand Writing Tablet, suffix **.../WTRH**

#### Castor Options

Add £73 for Castors, suffix **.../C**

#### Linking Devices

£22 for Linking Device One (for use with chairs without arms), **LEO/LD1**  
£22 for Linking Device Two (for use with chairs with arms), **LEO/LD2**  
£22 for Linking Device Three (for use with chairs with writing tablet), **LEO/LD3**

#### Trolley

£320 for Trolley, **LCD**

#### Arm Style



**.../GLA**

#### Writing Tablet



Left-Hand Shown

**.../WTLH**

#### Castor Options



**.../C**



**LEO/LD1**

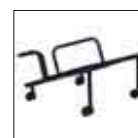


**LEO/LD2**



**LEO/LD3**

#### Additional Options



**LCD**

#### Agile Seating



See page 363

# Leola

## Multi-Purpose Seating

Available on a 1 Week Lead Time

**Cantilever:** Plastic or upholstered back - Plastic or upholstered seat - Black, grey or white plastic shell - Polypropylene and fibreglass backrest  
Polypropylene seat and outer seat cover - CMHR foam - 22mm tubular chrome frame - Stackable up to 4 chairs high on the floor  
Optional arms and writing tablets

**Linking Devices:** Linking can only be achieved between same type chairs, it is not possible to link between a four-legged and a cantilever chair - Chrome finish

**Certifications:** BS EN 10025:1993 - BS EN 13761:2002 - BS EN 1728:2001 - BS EN 1022:2005

One-week lead time on selected fabrics, see page 18-20 Qualifies for Chair in a Box Delivery Service, see page 11 Stackable



**Cantilever Chair with Plastic Shell**

480w x 575d x 825h x 455sh

- LEOCBPSB** — £300  
Black Plastic
- LEOCGPSB** — £300  
Grey Plastic
- LEOCWPSB** — £300  
White Plastic



**Cantilever Chair with Upholstered Seat and Plastic Shell**

485w x 575d x 825h x 480sh

- LEOCBUSPB** — £352  
Black Plastic
- LEOCGUSPB** — £352  
Grey Plastic
- LEOCWUSPB** — £352  
White Plastic



**Cantilever Chair with Upholstered Seat and Back and Plastic Shell**

485w x 575d x 830h x 480sh

- LEOCBUSUB** — £404  
Black Plastic
- LEOCGUSUB** — £404  
Grey Plastic
- LEOCWUSUB** — £404  
White Plastic

<input type="radio"/> <b>Upholstered Seat Pad: Groups 1-7 and Leather</b>	Add £0 for Group 1 Add £60 for Group 5	- Add £12 for Group 2 - Add £79 for Group 6	- Add £29 for Group 3 - Add £117 for Group 7	- Add £46 for Group 4 - Add £142 for Leather
<input type="radio"/> <b>Fully Upholstered Chair: Groups 1-7 and Leather</b>	Add £0 for Group 1 Add £85 for Group 5	- Add £18 for Group 2 - Add £115 for Group 6	- Add £42 for Group 3 - Add £177 for Group 7	- Add £62 for Group 4 - Add £213 for Leather

### Leola Finishes

#### Plastic Shell Finishes

Add £0 for Black, Grey, White

Black

Grey

White

### Leola Options / Additions

#### Arm Options

Add £57 for Black Arms, suffix **.../BCA**  
Add £57 for Grey Arms, suffix **.../GCA**  
Add £57 for White Arms, suffix **.../WCA**

#### Writing Tablet Options

(Only compatible when arms are specified)

Add £61 for Left-Hand Writing Tablet, suffix **.../WTLH**  
Add £61 for Right-Hand Writing Tablet, suffix **.../WTRH**

#### Linking Devices

£22 for Linking Device One (for use with chairs without arms), **LEO/LD1**  
£22 for Linking Device Two (for use with chairs with arms), **LEO/LD2**  
£22 for Linking Device Three (for use with chairs with writing tablet), **LEO/LD3**

#### Arm Style



.../BCA

#### Writing Tablet



Left-Hand Shown

.../WTLH

#### Linking Options



LEO/LD1

LEO/LD2

LEO/LD3

#### Agile Seating



See page 363

**Cantilever:** Mesh back - Plastic or upholstered seat - Black, grey or white plastic shell - Polypropylene and fibreglass backrest  
Polypropylene seat and outer seat cover - CMHR foam - 22mm tubular chrome frame - Stackable up to 4 chairs high on the floor  
Optional arms and writing tablets

**Linking Devices:** Linking can only be achieved between same type chairs, it is not possible to link between a four-legged and a cantilever chair - Chrome finish

**Certifications:** BS EN 10025:1993 - BS EN 13761:2002 - BS EN 1728:2001 - BS EN 1022:2005

One-week lead time on selected fabrics, see page 18-20 Qualifies for Chair in a Box Delivery Service, see page 11 Stackable



**Cantilever Chair with Mesh Back and Plastic Shell**  
480w x 575d x 825h x 455sh

	<b>LEOCBPSMB</b> — £350
	Black Plastic
	<b>LEOCGPSMB</b> — £350
	Grey Plastic
	<b>LEOCWPSMB</b> — £350
	White Plastic



**Cantilever Chair with Upholstered Seat, Mesh Back and Plastic Shell**  
485w x 575d x 825h x 480sh

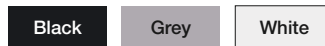
	<b>LEOCBUSMB</b> — £402
	Black Plastic
	<b>LEOCGUSMB</b> — £402
	Grey Plastic
	<b>LEOCWUSMB</b> — £402
	White Plastic

	<b>Upholstered Seat Pad:</b>	Add £0 for Group 1	- Add £12 for Group 2	- Add £29 for Group 3	- Add £46 for Group 4
	<b>Groups 1-7 and Leather</b>	Add £60 for Group 5	- Add £79 for Group 6	- Add £117 for Group 7	- Add £142 for Leather

### Leola Finishes

#### Plastic Shell Finishes

Add £0 for Black, Grey, White



### Leola Options / Additions

#### Arm Options

Add £57 for Black Arms, suffix **.../BCA**  
Add £57 for Grey Arms, suffix **.../GCA**  
Add £57 for White Arms, suffix **.../WCA**

#### Writing Tablet Options

(Only compatible when arms are specified)

Add £61 for Left-Hand Writing Tablet, suffix **.../WTLH**  
Add £61 for Right-Hand Writing Tablet, suffix **.../WTRH**

#### Linking Devices

£22 for Linking Device One (for use with chairs without arms), **LEO/LD1**  
£22 for Linking Device Two (for use with chairs with arms), **LEO/LD2**  
£22 for Linking Device Three (for use with chairs with writing tablet), **LEO/LD3**

#### Arm Style



**.../BCA**

#### Writing Tablet



**.../WTLH**  
Left-Hand Shown

#### Linking Options



**LEO/LD1**

**LEO/LD2**

**LEO/LD3**


#### Agile Seating



See page 363

# Zen

## Multi-Purpose Seating



Designed by Paolo Lucidi and Luca Pevere, Zen is adaptable with eight vibrant colour options and three base variations including a chrome four-legged, chrome sled frame and wooden frame option. With its fun, figure embracing shell, it delivers unique style to community areas, meeting rooms, bars and bistros. For further customisation of the chair, an upholstered seat pad is available. For transient spaces, a trolley is available for moving stacked chairs on specific chairs.



# Zen

## Multi-Purpose Seating

Available on a 1 Week Lead Time

**Multi-Purpose:** Choice of three bases - Designed by Paolo Lucidi and Luca Pevere - With or without an upholstered seat - Eight plastic shell finishes  
 First class virgin material - High quality robust construction - 16mm tubular chromed frame with protective adjustable feet for four-legged chairs  
 12mm tubular chromed frame with protective glides for sled chairs - Seven wood finishes for wooden four-legged chairs  
 Stackable up to 10 (plastic four-legged and sled) and 4 (upholstered four-legged and sled) chairs high on the floor (wooden frame chairs are non-stacking)

**Trolley:** For four-legged and sled chairs only - Tubular steel construction - Black epoxy powder coated finish - Wheels for manoeuvrability  
 Stacking up to 10 (plastic) or 4 (upholstered) chairs high on the trolley - Overall trolley dimensions: 870h x 490w x 870d

**Certifications:** ANSI-BIFMA X5. 1-2011/6 - ANSI-BIFMA X5.1-2011/14 - ANSI-BIFMA X5. 1-2011/8 - ANSI-BIFMA X5. 1-2011/18 - ANSI-BIFMA X5. 1-2011/11  
 ANSI-BIFMA X5.1-2011/16 - ANSI-BIFMA X5. 1-2011/21 - ANSI-BIFMA X5. 1-2011/12 - BS EN 16139:2013 - BS EN 1728:2012 - BS EN 1022:2005

One-week lead time on selected fabrics, see page 18-20

Qualifies for Chair in a Box Delivery Service, see page 11

Stackable



**Four-Legged Chair with Plastic Shell**

560w x 525d x 780h x 475sh

ZEN... £255



**Four-Legged Chair with Upholstered Seat and Plastic Shell**

560w x 525d x 780h x 485sh

ZENUS... £314



**Sled Chair with Plastic Shell**

560w x 555d x 780h x 480sh

ZENSB... £255



**Sled Chair with Upholstered Seat and Plastic Shell**

560w x 555d x 780h x 490sh

ZENSBUS... £314



**Wooden Four-Legged Chair with Plastic Shell**

560w x 510d x 790h x 470sh

ZENWL... £405



**Wooden Four-Legged Chair with Upholstered Seat and Plastic Shell**

560w x 510d x 790h x 480sh


ZENWLUS... £464

Upholstered Seat: Groups 1-7 and Leather  
 Add £0 for Group 1 - Add £12 for Group 2 - Add £27 for Group 3 - Add £44 for Group 4  
 Add £60 for Group 5 - Add £80 for Group 6 - Add £121 for Group 7 - Add £121 for Leather

### Zen Finishes


#### Plastic Shell Finishes

Add £0 for Black, suffix .../BK, Blue, suffix .../BU, Green, suffix .../GN,  
 Grey, suffix .../GR, Orange, suffix .../OG, Red, suffix .../RD,  
 Sand, suffix .../SD, White, suffix .../WH



#### Wooden Frame Finishes for Wooden Four-Legged Chairs

Add £0 for Beech, suffix .../BEL  
 Add £39 for Stained Walnut, suffix .../WAL, Stained Espresso, suffix .../ESL,  
 Stained Wenge, suffix .../WEL, Stained Black, suffix .../BKL,  
 Stained Grey, suffix .../GYL - Add £57 for White, suffix .../WHL



### Zen Options / Additions

#### Trolley Option for Four-Legged and Sled Chairs

£328 for Trolley, ZENT

#### Trolley Options



ZENT

#### Matching Stool



See page 443

# Multiply

## Multi-Purpose Seating



Multiply offers a modern design which is simple and compact, yet functional. The Non-upholstered chairs with metal legs can neatly stack together for easy storage or transportation making it perfect for transient spaces. With 2 base styles, the robust, tubular steel frame can be finished in silver, black, black graphite, white or our new colour options and the wooden angular legs are available in beech, walnut, espresso, wenge, black and white finishes. The seat shell is available in various finishes with choice of an open or a closed back. Upholstery can be integrated into the finished design by selecting an upholstered seat pad or fully upholstered option that can be finished in a choice of fabrics. Further personalisation includes the addition of support arms on the metal leg versions. In summary, Multiply possesses simplicity and versatility, making it adaptable to a multitude of spaces and needs.





# Multiply

## Multi-Purpose Seating

Available on a 1 Week Lead Time

**Four-Legged:** With or without a seat pad or fully upholstered - Three moulded plywood shell finishes - With or without an open back - CMHR foam 18mm tubular chrome frame as standard on four-legged chairs - Stackable up to 5 chairs high (non-stacking when upholstered)

One-week lead time on selected fabrics, see page 18-20 Qualifies for Chair in a Box Delivery Service, see page 11 Stackable



**Four-Legged Chair with Wooden Shell**

515w x 540d x 835h x 460sh

**MUL...** ————— £238



**Four-Legged Open Back Chair with Wooden Shell**

515w x 540d x 835h x 460sh

**MULO...** ————— £241



**Four-Legged Chair with Upholstered Seat and Wooden Shell**

515w x 540d x 835h x 470sh

**MULUP...** ————— £295



**Four-Legged Open Back Chair with Upholstered Seat and Wooden Shell**

515w x 540d x 835h x 470sh

**MULOUP...** ————— £298



**Four-Legged Chair with Upholstered Seat and Back**

515w x 540d x 840h x 470sh

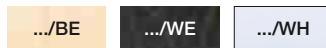
**MULFUP** ————— £352

<input type="radio"/> <b>Upholstered Seat Pad:</b> Groups 1-7 and Leather	Add £0 for Group 1 Add £61 for Group 5	- Add £14 for Group 2 - Add £79 for Group 6	- Add £30 for Group 3 - Add £116 for Group 7	- Add £43 for Group 4 - Add £116 for Leather
<input type="radio"/> <b>Fully Upholstered Chair:</b> Groups 1-7 and Leather	Add £0 for Group 1 Add £105 for Group 5	- Add £22 for Group 2 - Add £141 for Group 6	- Add £47 for Group 3 - Add £210 for Group 7	- Add £77 for Group 4 - Add £255 for Leather

### Multiply Finishes

**Wooden Shell Finishes** - *Not available on fully upholstered chair*

Add £0 for Beech, suffix **.../BE** - Add £24 for Stained Wenge, suffix **.../WE** - Add £44 for White, suffix **.../WH**



### Metal Frame Finishes

Add £0 for Chrome (Standard), Silver, suffix **.../SF**, Black Graphite, suffix **.../BGF**, White, suffix **.../WF**

Add £20 for Black, suffix **.../BF**, Praline, suffix **.../PLF**, Olive Green, suffix **.../OVF**, Atlantic Blue, suffix **.../ABF**, Sapphire Blue, suffix **.../SBF**, Mustard Yellow, suffix **.../MYF**, Terracotta, suffix **.../TCF**, Conker Brown, suffix **.../CBF**



### Matching Stool



See page 445

# Multiply

## Multi-Purpose Seating

Available on a 1 Week Lead Time

**Four-Legged:** With or without a seat pad or fully upholstered - Three moulded plywood shell finishes - Integral arms with polypropylene arm pads  
 With or without an open back - CMHR foam - 18mm tubular chrome frame as standard on four-legged chairs  
 Stackable up to 5 chairs high (non-stacking when upholstered)

One-week lead time on selected fabrics, see page 18-20

Qualifies for Chair in a Box Delivery Service, see page 11

Stackable



**Four-Legged Chair with  
Wooden Shell and Fixed Arms**  
580w x 540d x 835h x 460sh

**MULA...** £295



**Four-Legged Open Back Chair with  
Wooden Shell and Fixed Arms**  
580w x 540d x 835h x 460sh

**MULOA...** £298



**Four-Legged Chair with  
Upholstered Seat,  
Wooden Shell and Fixed Arms**  
580w x 540d x 835h x 470sh

**MULAUP...** £352



**Four-Legged Open Back Chair  
with Upholstered Seat,  
Wooden Shell and Fixed Arms**  
580w x 540d x 835h x 470sh

**MULOAP...** £355



**Four-Legged Chair with  
Upholstered Seat and Back and  
Fixed Arms**  
580w x 540d x 840h x 470sh

**MULAFUP** £409

<b>Upholstered Seat Pad: Groups 1-7 and Leather</b>	Add £0 for Group 1 Add £61 for Group 5	- Add £14 for Group 2 - Add £79 for Group 6	- Add £30 for Group 3 - Add £116 for Group 7	- Add £43 for Group 4 - Add £116 for Leather
<b>Fully Upholstered Chair: Groups 1-7 and Leather</b>	Add £0 for Group 1 Add £105 for Group 5	- Add £22 for Group 2 - Add £141 for Group 6	- Add £47 for Group 3 - Add £210 for Group 7	- Add £77 for Group 4 - Add £255 for Leather

### Multiply Finishes

**Wooden Shell Finishes** - *Not available on fully upholstered chair*

Add £0 for Beech, suffix **.../BE** - Add £24 for Stained Wenge, suffix **.../WE** - Add £44 for White, suffix **.../WH**

**.../BE**

**.../WE**

**.../WH**

### Metal Frame Finishes

Add £0 for Chrome (Standard), Silver, suffix **.../SF**, Black Graphite, suffix **.../BGF**, White, suffix **.../WF**

Add £25 for Black, suffix **.../BF**, Praline, suffix **.../PLF**, Olive Green, suffix **.../OVF**, Atlantic Blue, suffix **.../ABF**, Sapphire Blue, suffix **.../SBF**,

Mustard Yellow, suffix **.../MYF**, Terracotta, suffix **.../TCF**, Conker Brown, suffix **.../CBF**

**.../SF**

**.../BGF**

**.../WF**

**.../BF**

**.../PLF**

**.../OVF**

**.../ABF**

**.../SBF**

**.../MYF**

**.../TCF**

**.../CBF**

### Matching Stool



See page 445

# Multiply

## Multi-Purpose Seating

Available on a 1 Week Lead Time

**Wooden Four-Legged:** With or without a seat pad or fully upholstered - Three moulded plywood shell finishes - With or without an open back - CMHR foam  
Seven wood finishes on wooden four-legged chairs - Protective felt feet - Please note, chairs are not stackable

 One-week lead time on selected fabrics, see page 18-20

 Qualifies for Chair in a Box Delivery Service, see page 11



**Wooden Four-Legged Chair with  
Wooden Shell**  
475w x 540d x 835h x 460sh

**MULWL...** — £341



**Wooden Four-Legged Open  
Back Chair with Wooden Shell**  
475w x 540d x 835h x 460sh

**MULOWL...** — £344



**Wooden Four-Legged Chair with  
Upholstered Seat and  
Wooden Shell**  
475w x 540d x 835h x 470sh

**MULUPWL...** — £398



**Wooden Four-Legged Open  
Back Chair with Upholstered  
Seat and Wooden Shell**  
475w x 540d x 835h x 470sh

**MULOUPWL...** — £401



**Wooden Four-Legged Chair with  
Upholstered Seat and Back**  
475w x 540d x 840h x 470sh

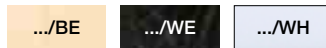
**MULFUPWL...** — £455

<input type="radio"/> <b>Upholstered Seat Pad: Groups 1-7 and Leather</b>	Add £0 for Group 1 Add £61 for Group 5	- Add £14 for Group 2 - Add £79 for Group 6	- Add £30 for Group 3 - Add £116 for Group 7	- Add £43 for Group 4 - Add £116 for Leather
<input type="radio"/> <b>Fully Upholstered Chair: Groups 1-7 and Leather</b>	Add £0 for Group 1 Add £105 for Group 5	- Add £22 for Group 2 - Add £141 for Group 6	- Add £47 for Group 3 - Add £210 for Group 7	- Add £77 for Group 4 - Add £255 for Leather

### Multiply Finishes

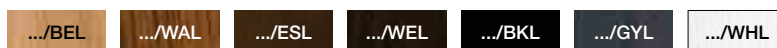
**Wooden Shell Finishes** - *Not available on fully upholstered chair*

Add £0 for Beech, suffix **.../BE** - Add £24 for Stained Wenge, suffix **.../WE** - Add £44 for White, suffix **.../WH**



### Wooden Frame Finishes

Add £0 for Beech, suffix **.../BEL** - Add £36 for Stained Walnut, suffix **.../WAL**, Stained Espresso, suffix **.../ESL**, Stained Wenge, suffix **.../WEL**, Stained Black, suffix **.../BKL**, Stained Grey, suffix **.../GYL** - Add £49 for White, suffix **.../WHL**



### Matching Stool



See page 445

### Matching Table



See page 214

# Vice Versa

Multi-Purpose Seating



Vice Versa is an innovative product with distinctive lines, designed by Alberto Basaglia and Natalia Rota Nodari. It is assembled without screws and features a patented interlocking system that keeps costs to a minimum and facilitates disposal at the end of life. Vice Versa is a multi-purpose chair with a design that combines functionality, style and strength. The polypropylene version's seat and backrest are injection moulded using fireproof polypropylene and are available in six colours, with the Mesh versions backrest available in three colours. The frame is available in chrome, silver, black, black graphite, white or our new colour options. When combined together, the possibilities for personalisation and customisation are comprehensive. With the ability to stack up to 40 high, making it perfect for an area that requires space saving solutions. This is a chair suitable for a variety of tasks and environments.



# Vice Versa

## Multi-Purpose Seating

Available on a 1 Week Lead Time

**Sled:** Designed by Basaglia and Nodari - With or without upholstered seat and back pads - Seven injection moulded polypropylene shell finishes  
With or without integral arms - Protective anti UV treatment - 11mm chromed wire frame as standard on sled chairs - Protective glides  
Stackable up to 20 (plastic) or 15 (upholstered) chairs high when stacked on the floor - Optional writing tablets

**Trolley:** Tubular steel frame - Black epoxy powder coated finish - Stackable up to 40 (plastic) or 15 (upholstered) chairs high when stacked on the trolley  
Overall dimensions: 690w x 1030d x 910h

**Certifications:** BS EN 13761:2002 - BS EN 15373:2007 - BS EN 1728:2001 - BS EN 1022:2005 - BS EN 16139:2013 (E)

One-week lead time on selected fabrics, see page 18-20 Qualifies for Chair in a Box Delivery Service, see page 11 Stackable



**Sled Chair with Plastic Shell**  
550w x 570d x 815h x 455sh

VIC... £179



**Sled Chair with Upholstered Seat and Plastic Shell**  
550w x 570d x 815h x 465sh

VICUS... £222



**Sled Chair with Upholstered Seat and Back and Plastic Shell**  
550w x 570d x 815h x 465sh

VICUSUB... £259



**Sled Chair with Plastic Shell and Fixed Arms**  
570w x 570d x 815h x 455sh

VICA... £215



**Sled Chair with Upholstered Seat, Plastic Shell and Fixed Arms**  
570w x 570d x 815h x 465sh

VICAUS... £258



**Sled Chair with Upholstered Seat and Back, Plastic Shell and Fixed Arms**  
570w x 570d x 815h x 465sh

VICAUSUB... £295

<input type="radio"/> Upholstered Seat: Groups 1-7 and Leather	Add £0 for Group 1 Add £61 for Group 5	- Add £13 for Group 2 - Add £80 for Group 6	- Add £30 for Group 3 - Add £119 for Group 7	- Add £45 for Group 4 - Add £119 for Leather
<input checked="" type="radio"/> Upholstered Seat and Back: Groups 1-7 and Leather	Add £0 for Group 1 Add £85 for Group 5	- Add £22 for Group 2 - Add £115 for Group 6	- Add £41 for Group 3 - Add £171 for Group 7	- Add £64 for Group 4 - Add £171 for Leather

### Vice Versa Finishes

#### Plastic Shell Finishes

Add £0 for Black, suffix **.../BK**, Blue (New Version), suffix **.../BU2**,  
Green (New Version), suffix **.../GN2**, Grey, suffix **.../GR**, Red, suffix **.../RD**,  
Sand, suffix **.../SD**, White, suffix **.../WH**



#### Metal Frame Finishes

Add £0 for Chrome (Standard), Silver, suffix **.../SF**,  
Black Graphite, suffix **.../BGF**, White, suffix **.../WF**  
Add £20 for Black, suffix **.../BF**, Praline, suffix **.../PLF**, Olive Green, suffix **.../OVF**,  
Atlantic Blue, suffix **.../ABF**, Sapphire Blue, suffix **.../SBF**,  
Mustard Yellow, suffix **.../MYF**, Terracotta, suffix **.../TCF**, Conker Brown, suffix **.../CBF**



### Vice Versa Options / Additions

#### Additional Options

Add £90 for Writing Tablet for Armed Chairs, suffix **.../WT**  
(Please note, chairs with writing tablets are non-stackable)

#### Additional Items

£6 for Linking Device (Pair), **VIC/LD**  
£619 for Trolley, **VICT**


#### Options / Additions



.../WT



VIC/LD



VICT

#### Matching Stool



See page 449

# Vice Versa

## Multi-Purpose Seating

Available on a 1 Week Lead Time

**Sled:** Designed by Basaglia and Nodari - Three high quality mesh back finishes - With or without an upholstered seat pad  
 Three injection moulded polypropylene shell finishes - With or without integral arms - Protective anti UV treatment  
 11mm chromed wire frame as standard on sled chairs - Protective glides - Stackable up to 20 (plastic) or 15 (upholstered) chairs high when stacked on the floor  
 Optional writing tablets

**Trolley:** Tubular steel frame - Black epoxy powder coated finish - Stackable up to 40 (plastic) or 15 (upholstered) chairs high when stacked on the trolley  
 Overall dimensions: 690w x 1030d x 910h

 One-week lead time on selected fabrics, see page 18-20

 Qualifies for Chair in a Box Delivery Service, see page 11

 Stackable




**Sled Chair with Mesh Back and Plastic Shell**  
550w x 570d x 815h x 455sh

 **VICM...** £239



**Sled Chair with Upholstered Seat, Mesh Back and Plastic Shell**  
550w x 570d x 815h x 465sh

 **VICMUS...** £282





**Sled Chair with Mesh Back, Plastic Shell and Fixed Arms**  
570w x 570d x 815h x 455sh

 **VICMA...** £275



**Sled Chair with Upholstered Seat, Mesh Back, Plastic Shell and Fixed Arms**  
570w x 570d x 815h x 465sh

 **VICMAUS...** £318

	<b>Upholstered Seat Pad: Groups 1-7 and Leather</b>	Add £0 for Group 1	Add £13 for Group 2	Add £30 for Group 3	Add £45 for Group 4
		Add £61 for Group 5	Add £80 for Group 6	Add £119 for Group 7	Add £119 for Leather

### Vice Versa Mesh Finishes

#### Plastic Shell Finishes

Add £0 for Black, suffix **.../BK**, Grey, suffix **.../GR**, White, suffix **.../WH**



#### Mesh Finishes

Add £0 for Black, suffix **.../BKM**, Grey, suffix **.../GRM**, White, suffix **.../WHM**



#### Metal Frame Finishes

Add £0 for Chrome (Standard), Silver, suffix **.../SF**, Black Graphite, suffix **.../BGF**, White, suffix **.../WF**  
 Add £20 for Black, suffix **.../BF**, Praline, suffix **.../PLF**, Olive Green, suffix **.../OVF**, Atlantic Blue, suffix **.../ABF**, Sapphire Blue, suffix **.../SBF**,  
 Mustard Yellow, suffix **.../MYF**, Terracotta, suffix **.../TCF**, Conker Brown, suffix **.../CBF**



### Vice Versa Options / Additions

#### Additional Options

Add £90 for Writing Tablet for Armed Chairs, suffix **.../WT**  
 (Please note, chairs with writing tablets are non-stackable)

#### Additional Items

£6 for Linking Device (Pair), **VIC/LD**  
 £619 for Trolley, **VICT**

#### Options / Additions



**.../WT**

**VIC/LD**

**VICT**

# Kiro

## Multi-Purpose Seating



Kiro is a modern multi-purpose chair that embraces comfort and performance. The choice of five base options provides a multi-functional and robust platform for this affordable seating range. A polypropylene seat and back, available in a choice of five soft colour finishes, delivers a functional solution for a diverse range of applications.




**Multi-Purpose:** Choice of three frames - Five polypropylene shell finishes - With or without a seat pad - CMHR foam  
 Black or grey integral arms on four-legged chairs with castors - Eleven painted metal frame finishes on four-legged and sled chairs

The dimensions of the new seating items below are subject to change.

 One-week lead time on selected fabrics, see page 18-19  Qualifies for Chair in a Box Delivery Service, see page 11



**Four-Legged Open Back Chair with Plastic Shell**  
 590w x 545d x 825h x 460sh

 **KIR...** £172



**Four-Legged Open Back Chair with Upholstered Seat and Plastic Shell**  
 590w x 545d x 825h x 480sh

 **KIRUS...** £215




**Four-Legged Open Back Chair with Plastic Shell, Fixed Arms and Castors**  
 590w x 545d x 815h x 450sh

 **KIRA/C...** £215



**Four-Legged Open Back Chair with Upholstered Seat, Plastic Shell, Fixed Arms and Castors**  
 590w x 545d x 815h x 470sh

 **KIRAUS/C...** £258



**Sled Open Back Chair with Plastic Shell**  
 565w x 580d x 815h x 450sh

 **KIRSB...** £172



**Sled Open Back Chair with Upholstered Seat and Plastic Shell**  
 565w x 580d x 815h x 470sh

 **KIRSBUS...** £215

 <b>Upholstered Seat Pad: Groups 1-7 and Leather</b>	Add £0 for Group 1	- Add £15 for Group 2	- Add £29 for Group 3	- Add £42 for Group 4
	Add £57 for Group 5	- Add £74 for Group 6	- Add £111 for Group 7	- Add £128 for Leather

### Kiro Finishes

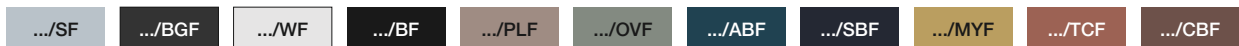
#### Plastic Shell Finishes

Add £0 for Black, suffix **.../BK**, Blue, suffix **.../BU**, Green, suffix **.../GN**, Terracotta, suffix **.../TC**, White, suffix **.../WH**



#### Metal Frame Finishes for Four-Legged and Sled Chairs

Add £0 for Silver, suffix **.../SF**, Black Graphite, suffix **.../BGF**, White, suffix **.../WF**  
 Add £27 for Black, suffix **.../BF**, Praline, suffix **.../PLF**, Olive Green, suffix **.../OVF**, Atlantic Blue, suffix **.../ABF**, Sapphire Blue, suffix **.../SBF**, Mustard Yellow, suffix **.../MYF**, Terracotta, suffix **.../TCF**, Conker Brown, suffix **.../CBF**



### Kiro Options

#### Arm Options for Four-Legged Chairs with Castors

Add £0 for Black Fixed Arms, suffix **.../BFA**  
 Add £0 for Grey Fixed Arms, suffix **.../GFA**

#### Arm Options



**.../BFA**

#### Matching Stool



See page 452



**Five-Star and Four-Star Pyramid:** Five polypropylene shell finishes - With or without a seat pad - CMHR foam - Optional arms on five-star chairs  
 Black nylon base as standard on five-star chairs - Eleven painted metal frame finishes on four-star pyramid chairs

The dimensions of the new seating items below are subject to change.

-  One-week lead time on selected fabrics, see page 13-14
-  Qualifies for Chair in a Box Delivery Service, see page 8



**Five-Star Open Back Chair with Plastic Shell**  
 700w x 700d x 930h x 565sh

 **KIR5S...** ———— £222



**Five-Star Open Back Chair with Upholstered Seat and Plastic Shell**  
 700w x 700d x 930h x 585sh

 **KIR5SUS...** ———— £265





**Four-Star Pyramid Open Back Chair with Plastic Shell**  
 720w x 720d x 825h x 460sh

 **KIR4SP...** ———— £222



**Four-Star Pyramid Open Back Chair with Upholstered Seat and Plastic Shell**  
 720w x 720d x 825h x 480sh

 **KIR4SPUS...** ———— £265

	<b>Upholstered Seat Pad: Groups 1-7 and Leather</b>	Add £0 for Group 1	- Add £15 for Group 2	- Add £29 for Group 3	- Add £42 for Group 4
		Add £57 for Group 5	- Add £74 for Group 6	- Add £111 for Group 7	- Add £128 for Leather

### Kiro Finishes

#### Plastic Shell Finishes

Add £0 for Black, suffix **.../BK**, Blue, suffix **.../BU**, Green, suffix **.../GN**, Terracotta, suffix **.../TC**, White, suffix **.../WH**



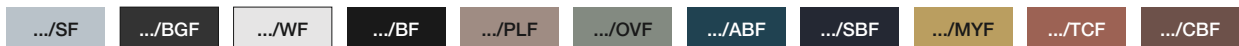
#### Base Finishes for Five-Star Chairs

Add £0 for Black Nylon (Standard)  
 Add £13 for White Nylon, suffix **.../WB**  
 Add £58 for Polished Aluminium, suffix **.../PB**



#### Metal Frame Finishes for Four-Star Pyramid Chairs

Add £0 for Silver, suffix **.../SF**, Black Graphite, suffix **.../BGF**, White, suffix **.../WF**  
 Add £27 for Black, suffix **.../BF**, Praline, suffix **.../PLF**, Olive Green, suffix **.../OVF**, Atlantic Blue, suffix **.../ABF**, Sapphire Blue, suffix **.../SBF**, Mustard Yellow, suffix **.../MYF**, Terracotta, suffix **.../TCF**, Conker Brown, suffix **.../CBF**



### Kiro Options

#### Arm Options for Five-Star Chairs

Add £34 for Black Fixed Arms, suffix **.../BFA**  
 Add £34 for Grey Fixed Arms, suffix **.../GFA**

#### Arm Options



**.../BFA**

#### Matching Stool



See page 452

# Salto

Multi-Purpose Seating



Designed in Italy by Paolo Scagnellato and Jeremiah Ferrarese, Salto was created with flexibility in mind and the concept of designing a simple, yet attractive product that offers a technical solution for a multitude of applications. The versatility of the components allows the chair to be adapted for use in offices, meeting rooms, training rooms and waiting rooms.



# Salto

## Multi-Purpose Seating

Available on a 1 Week Lead Time

**Non-Upholstered Back Four-Legged:** Plastic back - Plastic or upholstered seat - Six plastic shell finishes - Black frame as standard on four-legged chairs  
Patented plug supplied as standard on chairs without armrests to link units - Optional arms and writing tablets  
Stackable up to 20 (plastic seat) or 15 (upholstered seat) chairs high when stacked on the floor

**Upholstered Back Four-Legged:** Upholstered seat and back - Black or white plastic shell - Black frame as standard on four-legged chairs  
Patented plug supplied as standard on chairs without armrests to link units - Optional arms and writing tablets - Stackable up to 15 chairs high when stacked on the floor

**Trolley:** Stackable up to 20 (plastic seat) or 15 (upholstered seat) chairs high when stacked on the trolley

**Certifications:** BS EN 1728:2012+AC:2013 - BS EN 1022:2005 - BS EN 16139:2013+AC:2013 - ANSI-BIFMA X5.1 2011/24

One-week lead time on selected fabrics, see page 18-20

Qualifies for Chair in a Box Delivery Service, see page 11



**Four-Legged Chair with Plastic Shell**  
580w x 550d x 795h x 465sh

**SAL...** £127



**Four-Legged Chair with Upholstered Seat and Plastic Shell**  
580w x 555d x 795h x 485sh

**SALUS...** £155



**Four-Legged Chair with Upholstered Seat and Back and Plastic Shell**  
580w x 555d x 795h x 485sh

**SALUSUB...** £185

<b>Upholstered Seat: Groups 1-7 and Leather</b>	Add £0 for Group 1 Add £57 for Group 5	- Add £15 for Group 2 - Add £74 for Group 6	- Add £29 for Group 3 - Add £111 for Group 7	- Add £42 for Group 4 - Add £128 for Leather
<b>Upholstered Seat and Back: Groups 1-7 and Leather</b>	Add £0 for Group 1 Add £83 for Group 5	- Add £19 for Group 2 - Add £108 for Group 6	- Add £41 for Group 3 - Add £166 for Group 7	- Add £61 for Group 4 - Add £190 for Leather

### Salto Finishes

#### Plastic Shell Finishes for SAL... and SALUS...

Please note, **SALUS...** will always be supplied with a black underpan seat unless white plastic is specified.

Add £0 for Black, suffix **.../BK**, Blue, suffix **.../BU**, Green, suffix **.../GN**, Grey, suffix **.../GR**, Red, suffix **.../RD**, White, suffix **.../WH**



#### Plastic Shell Finishes for SALUSUB...

Add £0 for Black, suffix **.../BK**, White, suffix **.../WH**



#### Metal Frame Finishes

Add £0 for Black (Standard), Silver, suffix **.../SF**, Black Graphite, suffix **.../BGF**, White, suffix **.../WF** - Add £24 for Chrome, suffix **.../CF**  
Add £20 for Praline, suffix **.../PLF**, Olive Green, suffix **.../OVF**, Atlantic Blue, suffix **.../ABF**, Sapphire Blue, suffix **.../SBF**, Mustard Yellow, suffix **.../MYF**, Terracotta, suffix **.../TCF**, Conker Brown, suffix **.../CBF**



### Salto Options / Additions

#### Arm Options

Add £42 for Plastic Arms, suffix **.../PA**  
Add £81 for Painted Black Arms, suffix **.../PBA**  
Add £117 for Polished Arms with Black Pads, suffix **.../PAB**  
Add £150 for Polished Arms with White Pads, suffix **.../PAW**

#### Writing Tablet Options

Add £168 for Painted Black Arms with Left-Hand Writing Tablet, suffix **.../WTLH**  
Add £168 for Painted Black Arms with Right-Hand Writing Tablet, suffix **.../WTRH**

#### Additional Options

Add £15 for Linking Device for use on Chairs with Arms, suffix **.../LDA**  
Please note, four-legged chairs without armrests are supplied as standard with a linking plug for connecting four-legged chairs together.

#### Additional Items

£75 for Basket, **SAL/BAS**  
£554 for Trolley, **SALT**

#### Arm Options



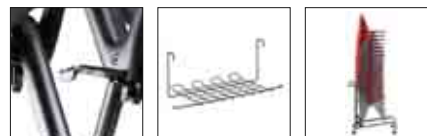
**.../PA**      **.../PBA**      **.../PAB**      **.../PAW**

#### Writing Tablet



**.../WTRH**

#### Additional Options / Items



**.../LDA**      **SAL/BAS**      **SALT**

#### Agile Seating



See page 366

# Salto

## Multi-Purpose Seating

Available on a 1 Week Lead Time

**Non-Upholstered Back Five-Star:** Plastic back - Plastic or upholstered seat - Six plastic shell finishes  
Black nylon five-star base as standard on five-star swivel chairs - Optional arms

**Upholstered Back Five-Star:** Upholstered seat and back - Black or white plastic shell - Black nylon five-star base as standard on five-star swivel chairs  
Optional arms

**Certifications:** BS EN 1728:2012+AC:2013 - BS EN 1022:2005 - BS EN 16139:2013+AC:2013 - ANSI-BIFMA X5.1 2011/17

 One-week lead time on selected fabrics, see page 18-20  Qualifies for Chair in a Box Delivery Service, see page 11




**Five-Star Swivel Chair with Plastic Shell**  
700w x 700d x 930h x 600sh

 **SALSW...** ——— £230





**Five-Star Swivel Chair with Upholstered Seat and Plastic Shell**  
700w x 700d x 930h x 620sh

 **SALSWUS...** ——— £258



**Five-Star Swivel Chair with Upholstered Seat and Back and Plastic Shell**  
700w x 700d x 930h x 620sh

 **SALSWUSUB...** — £288

 <b>Upholstered Seat: Groups 1-7 and Leather</b>	Add £0 for Group 1 Add £57 for Group 5	- Add £15 for Group 2 - Add £74 for Group 6	- Add £29 for Group 3 - Add £111 for Group 7	- Add £42 for Group 4 - Add £128 for Leather
 <b>Upholstered Seat and Back: Groups 1-7 and Leather</b>	Add £0 for Group 1 Add £83 for Group 5	- Add £19 for Group 2 - Add £108 for Group 6	- Add £41 for Group 3 - Add £166 for Group 7	- Add £61 for Group 4 - Add £190 for Leather

### Salto Finishes

#### Plastic Shell Finishes for SALSW... and SALSWUS...

Please note, **SALSWUS...** will always be supplied with a black underpan seat unless white plastic is specified.

Add £0 for Black, suffix **.../BK**, Blue, suffix **.../BU**, Green, suffix **.../GN**, Grey, suffix **.../GR**, Red, suffix **.../RD**, White, suffix **.../WH**



#### Plastic Shell Finishes for SALSWUSUB...

Add £0 for Black, suffix **.../BK**, White, suffix **.../WH**



### Base Finishes

Add £0 for Black Nylon (Standard) - Add £70 for Polished Aluminium, suffix **.../PB**



### Salto Options

#### Arm Options

Add £42 for Plastic Arms, suffix **.../PA**  
Add £81 for Painted Black Arms, suffix **.../PBA**  
Add £117 for Polished Arms with Black Pads, suffix **.../PAB**  
Add £150 for Polished Arms with White Pads, suffix **.../PAW**

#### Castor Options

Add £15 for Glides, suffix **.../G**

#### Arm Options



**.../PA**

**.../PBA**

**.../PAB**

**.../PAW**

#### Castor Options



**.../G**

#### Agile Seating



See page 366

# Salto

## Multi-Purpose Seating

Available on a 1 Week Lead Time

**Four-Legged:** Breathable black mesh back - Plastic or upholstered seat - Black plastic shell - Black frame as standard on four-legged chairs  
 Patented plug supplied as standard on chairs without armrests to link units - Optional arms and writing tablet  
 Stackable up to 20 (plastic seat) or 15 (upholstered seat) chairs high when stacked on the floor

**Trolley:** Stackable up to 20 (plastic seat) or 15 (upholstered seat) chairs high when stacked on the trolley

**Certifications:** BS EN 1728:2012+AC:2013 - BS EN 1022:2005 - BS EN 16139:2013+AC:2013 - ANSI-BIFMA X5.1 2011/24 - ANSI-BIFMA X5.1 2011/17

One-week lead time on selected fabrics, see page 18-20 Qualifies for Chair in a Box Delivery Service, see page 11



**Four-Legged Chair with Mesh Back and Plastic Shell**  
 580w x 550d x 795h x 465sh

**SALMB...** £153



**Four-Legged Chair with Upholstered Seat, Mesh Back and Plastic Shell**  
 580w x 555d x 795h x 485sh

**SALMBUS...** £184

	<b>Upholstered Seat:</b>	Add £0 for Group 1	- Add £15 for Group 2	- Add £29 for Group 3	- Add £42 for Group 4
	<b>Groups 1-7 and Leather</b>	Add £57 for Group 5	- Add £74 for Group 6	- Add £111 for Group 7	- Add £128 for Leather

### Salto Finishes

#### Plastic Shell Finishes

Add £0 for Black, suffix **.../BK**

**.../BK**

#### Metal Frame Finishes

Add £0 for Black (Standard), Silver, suffix **.../SF**, Black Graphite, suffix **.../BGF**, White, suffix **.../WF** - Add £24 for Chrome, suffix **.../CF**  
 Add £20 for Praline, suffix **.../PLF**, Olive Green, suffix **.../OVF**, Atlantic Blue, suffix **.../ABF**, Sapphire Blue, suffix **.../SBF**,  
 Mustard Yellow, suffix **.../MYF**, Terracotta, suffix **.../TCF**, Conker Brown, suffix **.../CBF**

**.../SF**

**.../BGF**

**.../WF**

**.../CF**

**.../PLF**

**.../OVF**

**.../ABF**

**.../SBF**

**.../MYF**

**.../TCF**

**.../CBF**

### Salto Options / Additions

#### Arm Options

Add £42 for Plastic Arms, suffix **.../PA**  
 Add £81 for Painted Black Arms, suffix **.../PBA**  
 Add £117 for Polished Arms with Black Pads, suffix **.../PAB**  
 Add £150 for Polished Arms with White Pads, suffix **.../PAW**

#### Writing Tablet Options

Add £168 for Painted Black Arms with Left-Hand Writing Tablet, suffix **.../WTLH**  
 Add £168 for Painted Black Arms with Right-Hand Writing Tablet, suffix **.../WTRH**

#### Additional Options

Add £15 for Linking Device for use on Chairs with Arms, suffix **.../LDA**  
**Please note, four-legged chairs without armrests are supplied as standard with a linking plug for connecting four-legged chairs together.**

#### Additional Items

£75 for Basket, **SAL/BAS**  
 £554 for Trolley, **SALT**

#### Arm Options



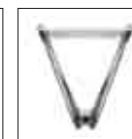
**.../PA**



**.../PBA**



**.../PAB**



**.../PAW**

#### Writing Tablet

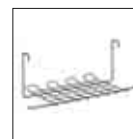


**.../WTRH**

#### Additional Options / Items



**.../LDA**



**SAL/BAS**



**SALT**

#### Agile Seating



See page 366

**Five-Star:** Breathable black mesh back - Plastic or upholstered seat - Black plastic shell - Black nylon five-star base as standard on five-star chairs  
Optional arms

**Certifications:** BS EN 1728:2012+AC:2013 - BS EN 1022:2005 - BS EN 16139:2013+AC:2013 - ANSI-BIFMA X5.1 2011/24 - ANSI-BIFMA X5.1 2011/17

 One-week lead time on selected fabrics, see page 18-20  Qualifies for Chair in a Box Delivery Service, see page 11



**Five-Star Swivel Chair with Mesh Back and Plastic Shell**  
700w x 700d x 930h x 600sh

 **SALMBSW...** — £256



**Five-Star Swivel Chair with Upholstered Seat, Mesh Back and Plastic Shell**  
700w x 700d x 930h x 620sh

 **SALMBSWUS...** — £287



**Upholstered Seat:**  
Groups 1-7 and Leather

Add £0 for Group 1 - Add £15 for Group 2 - Add £29 for Group 3 - Add £42 for Group 4  
Add £57 for Group 5 - Add £74 for Group 6 - Add £111 for Group 7 - Add £128 for Leather

### Salto Finishes

#### Plastic Shell Finishes

Add £0 for Black, suffix **.../BK**

**.../BK**

#### Base Finishes

Add £0 for Black Nylon (Standard) - Add £70 for Polished Aluminium, suffix **.../PB**

**.../PB**

### Salto Options

#### Arm Options

Add £42 for Plastic Arms, suffix **.../PA**  
Add £81 for Painted Black Arms, suffix **.../PBA**  
Add £117 for Polished Arms with Black Pads, suffix **.../PAB**  
Add £150 for Polished Arms with White Pads, suffix **.../PAW**

#### Castor Options

Add £15 for Glides, suffix **.../G**

#### Arm Options



**.../PA**



**.../PBA**



**.../PAB**



**.../PAW**

#### Castor Options



**.../G**

#### Agile Seating



See page 366

# Salto

## Multi-Purpose Seating

Available on a 1 Week Lead Time

**Bench:** Suitable for 2 to 5 persons - Plastic seat and back - Six plastic shell finishes - Table available in place of seat - Optional arms and writing tablets  
Please note, mesh back support not compatible with benching system

**Certifications:** BS EN 1728:2012+AC:2013 - BS EN 1022:2005 - BS EN 16139:2013+AC:2013

One-week lead time on selected fabrics, see page 18-20 Qualifies for Chair in a Box Delivery Service, see page 11



**Bench Seating with Plastic Shell**  
1020 / 1600 / 2040 / 2550w  
x 565d x 815h x 485sh



**Table in Place of Seat**

<b>SALBE...</b>	<b>Price</b>
Two Seater, suffix <b>.../2S</b>	£625
One Seat with One Table, suffix <b>.../1S1T</b>	£659
Three Seater, suffix <b>.../3S</b>	£798
Two Seats with One Table, suffix <b>.../2S1T</b>	£832
Four Seater, suffix <b>.../4S</b>	£988
Three Seats with One Table, suffix <b>.../3S1T</b>	£1,023
Two Seats with Two Tables, suffix <b>.../2S2T</b>	£1,059
Five Seater, suffix <b>.../5S</b>	£1,170
Four Seats with One Table, suffix <b>.../4S1T</b>	£1,205
Three Seats with Two Tables, suffix <b>.../3S2T</b>	£1,240

### Salto Finishes

#### MFC Table Finishes

Ash, Autumn Cherry, Beech, Chester Oak, English Walnut, Grey, Grey Nebraska Oak, Laurentii Wenge, Natural Nebraska Oak, White



#### Plastic Shell Finishes

Add £0 for Black, suffix **.../BK**, Blue, suffix **.../BU**, Green, suffix **.../GN**, Grey, suffix **.../GR**, Red, suffix **.../RD**, White, suffix **.../WH**



### Salto Options

#### Arm Options (Individual)

Add £42 for Painted Black Arm Right-Hand, suffix **.../PBARH**  
Add £42 for Painted Black Arm Left-Hand, suffix **.../PBALH**  
Add £61 for Polished Arm with Black Pad Right-Hand, suffix **.../PABRH**  
Add £61 for Polished Arm with Black Pad Left-Hand, suffix **.../PABLH**  
Add £78 for Polished Arm with White Pad Right-Hand, suffix **.../PAWRH**  
Add £78 for Polished Arm with White Pad Left-Hand, suffix **.../PAWLH**  
Refer to page 409 to specify arm configuration

#### Arm Options (Pair)

Add £81 for Painted Black Arms (Pair), suffix **.../PBA**  
Add £117 for Polished Arms with Black Pads (Pair), suffix **.../PAB**  
Add £150 for Polished Arms with White Pads (Pair), suffix **.../PAW**  
Refer to page 409 to specify arm configuration

#### Table

Refer to page 409 to specify table configuration

#### Arm Options



**.../PBALH**

**.../PABLH**

**.../PAWLH**

# Salto

## Multi-Purpose Seating

Available on a 1 Week Lead Time

**Bench:** Suitable for 2 to 5 persons - Plastic back - Upholstered seat - Six plastic shell finishes - Table available in place of seat  
Optional arms and writing tablets - Please note, mesh back support not compatible with benching system

**Certifications:** BS EN 1728:2012+AC:2013 - BS EN 1022:2005 - BS EN 16139:2013+AC:2013

One-week lead time on selected fabrics, see page 18-20 Qualifies for Chair in a Box Delivery Service, see page 11



**Bench Seating with Upholstered Seat and Plastic Shell**

1020 / 1600 / 2040 / 2550w  
x 565d x 815h x 500sh



**Table in Place of Seat**

<b>SALBEUS...</b>	Group 1	Group 2	Group 3	Group 4	Group 5	Group 6	Group 7	Leather
Two Seater, suffix <b>.../2S</b>	£684	£714	£742	£768	£798	£832	£906	£940
One Seat with One Table, suffix <b>.../1S1T</b>	£689	£704	£718	£731	£746	£763	£800	£817
Three Seater, suffix <b>.../3S</b>	£889	£934	£976	£1,015	£1,060	£1,111	£1,222	£1,273
Two Seats with One Table, suffix <b>.../2S1T</b>	£893	£923	£951	£977	£1,007	£1,041	£1,115	£1,149
Four Seater, suffix <b>.../4S</b>	£1,104	£1,164	£1,220	£1,272	£1,332	£1,400	£1,548	£1,616
Three Seats with One Table, suffix <b>.../3S1T</b>	£1,111	£1,156	£1,198	£1,237	£1,282	£1,333	£1,444	£1,495
Two Seats with Two Tables, suffix <b>.../2S2T</b>	£1,119	£1,149	£1,177	£1,203	£1,233	£1,267	£1,341	£1,375
Five Seater, suffix <b>.../5S</b>	£1,319	£1,394	£1,464	£1,529	£1,604	£1,689	£1,874	£1,959
Four Seats with One Table, suffix <b>.../4S1T</b>	£1,325	£1,385	£1,441	£1,493	£1,553	£1,621	£1,769	£1,837
Three Seats with Two Tables, suffix <b>.../3S2T</b>	£1,331	£1,376	£1,418	£1,457	£1,502	£1,553	£1,664	£1,715

### Salto Finishes

#### MFC Table Finishes

Ash, Autumn Cherry, Beech, Chester Oak, English Walnut, Grey, Grey Nebraska Oak, Laurentii Wenge, Natural Nebraska Oak, White



#### Plastic Shell Finishes

Please note, **SALBEUS...** will always be supplied with a black underpan seat unless white plastic is specified.

Add £0 for Black, suffix **.../BK**, Blue, suffix **.../BU**, Green, suffix **.../GN**, Grey, suffix **.../GR**, Red, suffix **.../RD**, White, suffix **.../WH**



### Salto Options

#### Arm Options (Individual)

Add £42 for Painted Black Arm Right-Hand, suffix **.../PBARH**

Add £42 for Painted Black Arm Left-Hand, suffix **.../PBALH**

Add £61 for Polished Arm with Black Pad Right-Hand, suffix **.../PABRH**

Add £61 for Polished Arm with Black Pad Left-Hand, suffix **.../PABLH**

Add £78 for Polished Arm with White Pad Right-Hand, suffix **.../PAWRH**

Add £78 for Polished Arm with White Pad Left-Hand, suffix **.../PAWLH**

Refer to page 409 to specify arm configuration

#### Arm Options (Pair)

Add £81 for Painted Black Arms (Pair), suffix **.../PBA**

Add £117 for Polished Arms with Black Pads (Pair), suffix **.../PAB**

Add £150 for Polished Arms with White Pads (Pair), suffix **.../PAW**

Refer to page 409 to specify arm configuration

#### Table

Refer to page 409 to specify table configuration

#### Arm Options



**.../PBALH**



**.../PABLH**



**.../PAWLH**



# Salto

## Multi-Purpose Seating

Available on a 1 Week Lead Time

**Bench:** Suitable for 2 to 5 persons - Upholstered seat and back - Black or white plastic shells - Table available in place of seat  
Optional arms and writing tablets - Please note, mesh back support not compatible with benching system

**Certifications:** BS EN 1728:2012+AC:2013 - BS EN 1022:2005 - BS EN 16139:2013+AC:2013

One-week lead time on selected fabrics, see page 18-20 Qualifies for Chair in a Box Delivery Service, see page 11



**Bench Seating with Upholstered Seat and Back and Plastic Shell**

1020 / 1600 / 2040 / 2550w  
x 565d x 815h x 500sh



**Table in Place of Seat**

<b>SALBEUSUB...</b>	<b>Group 1</b>	<b>Group 2</b>	<b>Group 3</b>	<b>Group 4</b>	<b>Group 5</b>	<b>Group 6</b>	<b>Group 7</b>	<b>Leather</b>
Two Seater, suffix <b>.../2S</b>	£743	£781	£825	£865	£909	£959	£1,075	£1,123
One Seat with One Table, suffix <b>.../1S1T</b>	£720	£739	£761	£781	£803	£828	£886	£910
Three Seater, suffix <b>.../3S</b>	£976	£1,033	£1,099	£1,159	£1,225	£1,300	£1,474	£1,546
Two Seats with One Table, suffix <b>.../2S1T</b>	£955	£993	£1,037	£1,077	£1,121	£1,171	£1,287	£1,335
Four Seater, suffix <b>.../4S</b>	£1,226	£1,302	£1,390	£1,470	£1,558	£1,658	£1,890	£1,986
Three Seats with One Table, suffix <b>.../3S1T</b>	£1,201	£1,258	£1,324	£1,384	£1,450	£1,525	£1,699	£1,771
Two Seats with Two Tables, suffix <b>.../2S2T</b>	£1,178	£1,216	£1,260	£1,300	£1,344	£1,394	£1,510	£1,558
Five Seater, suffix <b>.../5S</b>	£1,468	£1,563	£1,673	£1,773	£1,883	£2,008	£2,298	£2,418
Four Seats with One Table, suffix <b>.../4S1T</b>	£1,446	£1,522	£1,610	£1,690	£1,778	£1,878	£2,110	£2,206
Three Seats with Two Tables, suffix <b>.../3S2T</b>	£1,419	£1,476	£1,542	£1,602	£1,668	£1,743	£1,917	£1,989

### Salto Finishes

#### MFC Table Finishes

Ash, Autumn Cherry, Beech, Chester Oak, English Walnut, Grey, Grey Nebraska Oak, Laurentii Wenge, Natural Nebraska Oak, White



#### Plastic Shell Finishes

Add £0 for Black, suffix **/BK**, White, suffix **/WH**



### Salto Options

#### Arm Options (Individual)

Add £42 for Painted Black Arm Right-Hand, suffix **.../PBARH**  
Add £42 for Painted Black Arm Left-Hand, suffix **.../PBALH**  
Add £61 for Polished Arm with Black Pad Right-Hand, suffix **.../PABRH**  
Add £61 for Polished Arm with Black Pad Left-Hand, suffix **.../PABLH**  
Add £78 for Polished Arm with White Pad Right-Hand, suffix **.../PAWRH**  
Add £78 for Polished Arm with White Pad Left-Hand, suffix **.../PAWLH**  
Refer to page 409 to specify arm configuration

#### Arm Options (Pair)

Add £81 for Painted Black Arms (Pair), suffix **.../PBA**  
Add £117 for Polished Arms with Black Pads (Pair), suffix **.../PAB**  
Add £150 for Polished Arms with White Pads (Pair), suffix **.../PAW**  
Refer to page 409 to specify arm configuration

#### Table

Refer to page 409 to specify table configuration

#### Arm Options



.../PBALH

.../PABLH

.../PAWLH

# Salto

## Multi-Purpose Seating

### How to Specify

The table can be placed in various positions on the bench.  
 At point of ordering please specify the relevant configuration code as seen below.  
 Possible arm locations are shown below in red.

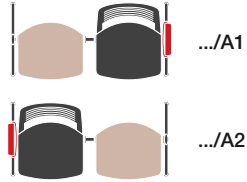
### Key

Arm 

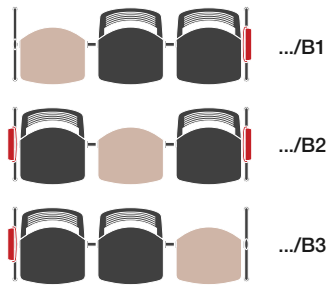
Seat 

Table 

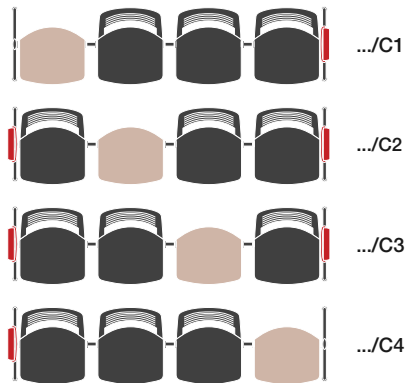
#### One Seat with One Table



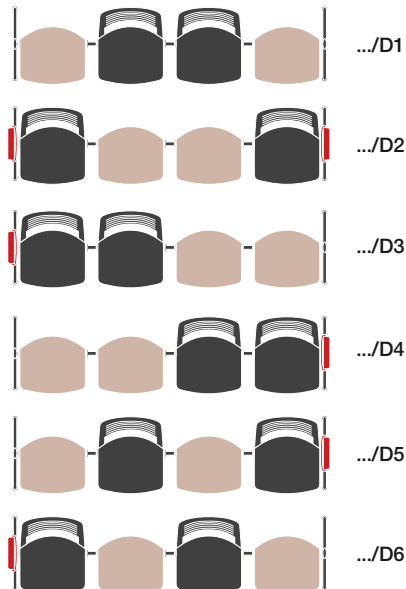
#### Two Seats with One Table



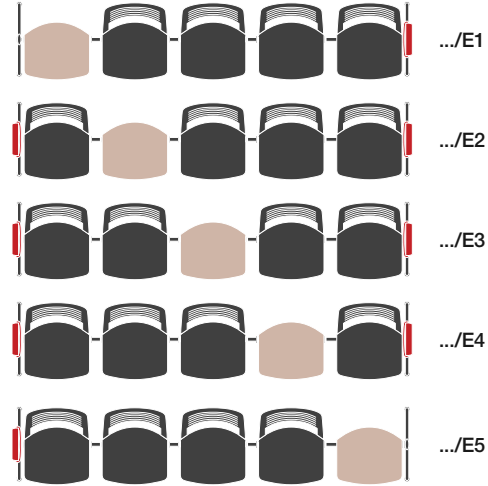
#### Three Seats with One Table



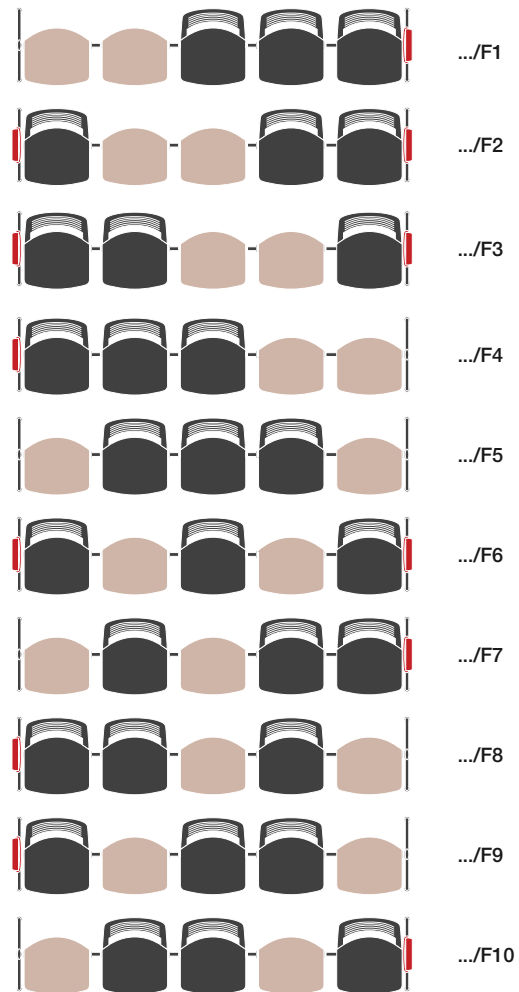
#### Two Seats with Two Tables



#### Four Seats with One Table



#### Three Seats with Two Tables



# Hampton

Multi-Purpose Seating



The design of Hampton presents an elegant and stylish multi-purpose chair, suitable for breakout spaces, leisure environments, meeting rooms and boardrooms. Upholstered in your choice of fabric, the seat is offered on a four-legged wooden base or a four-star aluminium base with castors or glides. An integrated tilt mechanism is used with the four-star base to further enhance the chairs functionality and comfort.



# Hampton

## Multi-Purpose Seating

**Wooden Four-Legged and Four-Star Swivel:** Upholstered seat/back - CMHR foam - Seven wood finishes on wooden four-legged chairs  
Polished aluminium base on four-star swivel chairs - Optional tilt mechanism and contrasting seat pads

Qualifies for Chair in a Box Delivery Service, see page 11



### Wooden Four-Legged Chair with Upholstered Seat/Back

545w x 575d x 835h x 455sh

**HAMWL...** ——— £429



### Four-Star Swivel Chair with Upholstered Seat/Back

665w x 665d x 875h x 515sh

**HAMSW...** ——— £481  
Standard

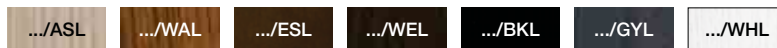
**HAMSW/TM...** ——— £520  
Tilt Mechanism

**Upholstered Chair: Groups 1-7 and Leather**  
Add £0 for Group 1 - Add £29 for Group 2 - Add £61 for Group 3 - Add £94 for Group 4  
Add £127 for Group 5 - Add £172 for Group 6 - Add £290 for Group 7 - Add £331 for Leather

## Hampton Finishes

### Wooden Frame Finishes for Wooden Four-Legged Chairs

Add £0 for Ash (Standard), suffix **.../ASL** - Add £30 for Stained Walnut, suffix **.../WAL**, Stained Espresso, suffix **.../ESL**, Stained Wenge, suffix **.../WEL**, Stained Black, suffix **.../BKL**, Stained Grey, suffix **.../GYL** - Add £43 for White, suffix **.../WHL**



### Base Finishes for Metal Four-Star Swivel Chairs

Add £0 for Polished Aluminium (Standard), suffix **.../PB**  
Add £18 for Black Painted, suffix **.../BB**



## Hampton Options

### Tilt Options for Four-Star Swivel Chairs

Tilt Mechanism, suffix **.../TM**, see above for prices

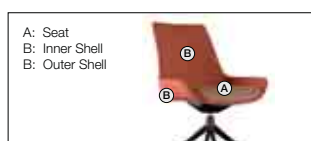
### Castor Options for Four-Star Swivel Chairs

Add £15 for Glides, suffix **.../G**

### Contrasting Seat Pad

Add £42 for Contrasting Seat Pad, suffix **.../CSP**

### Fabric Selection Reference



When multiple fabric bands are specified, the unit price will reflect the highest fabric band requested.

### Castor Options



**.../G**

# Pablo

Multi-Purpose Seating



Pablo takes the design of a conventional multi-purpose chair and injects an elegant flair, making it suitable for both breakout areas and meeting points. The plywood shell is wrapped with CMHR foam and fully upholstered to provide a comfortable seating solution mounted on a metal or wooden four-legged base available in a number of finishes. Pablo can be further enhanced with an option that includes arm rests within an embracing back surround.



# Pablo

## Multi-Purpose Seating

**Metal Four-Legged and Wooden Four-Legged:** Upholstered seat/back and arms - CMHR foam - Twelve painted metal finishes on metal four-legged chairs  
Seven wood finishes on wooden four-legged chairs - Optional two-tone upholstery

Qualifies for Chair in a Box Delivery Service, see page 11



**Metal Four-Legged Chair with Upholstered Seat/Back**  
500w x 545d x 780h x 480sh

**PAB...** £399



**Metal Four-Legged Chair with Upholstered Seat/Back/Arms**  
525w x 545d x 780h x 480sh

**PABA...** £434



**Wooden Four-Legged Chair with Upholstered Seat/Back**  
510w x 545d x 785h x 485sh

**PABWL...** £399



**Wooden Four-Legged Chair with Upholstered Seat/Back/Arms**  
525w x 545d x 785h x 485sh

**PABAWL...** £434

<b>Upholstered Chair: Groups 1-7 and Leather</b>	Add £0 for Group 1 - Add £25 for Group 2 - Add £47 for Group 3 - Add £77 for Group 4 Add £103 for Group 5 - Add £140 for Group 6 - Add £238 for Group 7 - Add £290 for Leather
<b>Upholstered Chair with Arms: Groups 1-7 and Leather</b>	Add £0 for Group 1 - Add £28 for Group 2 - Add £64 for Group 3 - Add £94 for Group 4 Add £127 for Group 5 - Add £175 for Group 6 - Add £284 for Group 7 - Add £348 for Leather

### Pablo Finishes

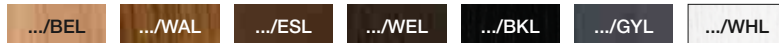
#### Metal Frame Finishes

Add £0 for Silver, suffix **.../SF**, Black Graphite, suffix **.../BGF**, White, suffix **.../WF** - Add £66 for Chrome Effect, suffix **.../CF**  
Add £27 for Black, suffix **.../BF**, Praline, suffix **.../PLF**, Olive Green, suffix **.../OVF**, Atlantic Blue, suffix **.../ABF**, Sapphire Blue, suffix **.../SBF**,  
Mustard Yellow, suffix **.../MYF**, Terracotta, suffix **.../TCF**, Conker Brown, suffix **.../CBF**



#### Wooden Frame Finishes

Add £0 for Beech, suffix **.../BEL** - Add £33 for Stained Walnut, suffix **.../WAL**, Stained Espresso, suffix **.../ESL**, Stained Wenge, suffix **.../WEL**,  
Stained Black, suffix **.../BKL**, Stained Grey, suffix **.../GYL** - Add £44 for White, suffix **.../WHL**



### Pablo Options

#### Two-Tone Upholstery Options

Add £57 for Two-Tone Upholstery, suffix **.../TT**

#### Fabric Selection Reference



When multiple fabric bands are specified, the unit price will reflect the highest fabric band requested.

#### Matching Stool



See page 456

# Ovo

## Multi-Purpose Seating



Ovo is a luxury collection of seating, offered on multiple base models, to deliver a solution for varying interiors. The overall contour of the chair is warming and elegant, and each curve is based on the curve of the human body. Available on three bases, with the option to feature arm rests within the embracing back support, Ovo is suited to multi-purpose environments.



# Ovo

## Multi-Purpose Seating

**Metal Four-Legged and Four-Star Pyramid:** Upholstered seat/back/arms - Injected foam shell  
 11 metal frame finishes on metal four-legged chairs - Polished aluminium four-star base on four-star swivel chairs - Optional tilt mechanism and two-tone upholstery

The dimensions of the new seating items below are subject to change.

 Qualifies for Chair in a Box Delivery Service, see page 11



**Metal Four-Legged Breakout Chair with Upholstered Seat/Back**

570w x 620d x 820h x 450sh

 **OVO...** £549



**Metal Four-Legged Breakout Chair with Upholstered Seat/Back/Arms**

610w x 630d x 820h x 450sh

 **OVOA...** £599



**Four-Star Pyramid Breakout Chair with Upholstered Seat/Back**

570w x 620d x 830h x 460sh

 **OVO4SP...** £679

Standard

 **OVO4SP/TM...** £718

Tilt Mechanism



**Four-Star Pyramid Breakout Chair with Upholstered Seat/Back/Arms**

610w x 630d x 830h x 460sh

 **OVOA4SP...** £729

Standard

 **OVOA4SP/TM...** £768

Tilt Mechanism

 <b>Upholstered Chair: Groups 1-7 and Leather</b>	Add £0 for Group 1 Add £127 for Group 5	Add £29 for Group 2 Add £172 for Group 6	Add £61 for Group 3 Add £270 for Group 7	Add £94 for Group 4 Add £331 for Leather
 <b>Upholstered Chair with Arms: Groups 1-7 and Leather</b>	Add £0 for Group 1 Add £145 for Group 5	Add £34 for Group 2 Add £194 for Group 6	Add £69 for Group 3 Add £297 for Group 7	Add £106 for Group 4 Add £366 for Leather

### Ovo Finishes

#### Metal Frame Finishes for Metal Four-Legged Chairs

Add £0 for Silver, suffix **.../SF**, Black Graphite, suffix **.../BGF**, White, suffix **.../WF**  
 Add £27 for Black, suffix **.../BF**, Praline, suffix **.../PLF**, Olive Green, suffix **.../OVF**, Atlantic Blue, suffix **.../ABF**, Sapphire Blue, suffix **.../SBF**, Mustard Yellow, suffix **.../MYF**, Terracotta, suffix **.../TCF**, Conker Brown, suffix **.../CBF**



#### Base Finishes for Four-Star Swivel Chairs

Add £0 for Polished Aluminium (Standard)  
 Add £18 for Black Painted, suffix **.../BB**



### Ovo Options

#### Tilt Options for Four-Star Pyramid Chairs

Tilt Mechanism, suffix **.../TM**, see above for prices

#### Castor Options for Four-Star Pyramid Chairs

Add £15 for Glides, suffix **.../G**

#### Two-Tone Upholstery Options


Add £57 for Two-Tone Upholstery, suffix **.../TT**

#### Castor Options



**.../G**

#### Fabric Selection Reference



When multiple fabric bands are specified, the unit price will reflect the highest fabric band requested.

#### Matching Stool



See page 439

#### Matching Chair



See page 477



# Ovo

## Multi-Purpose Seating

**Wooden Four-Legged:** Upholstered seat/back/arms - Injection foam shell - Seven wood finishes on wooden four-legged chairs - Optional two-tone upholstery

The dimensions of the new seating items below are subject to change.

Qualifies for Chair in a Box Delivery Service, see page 11



**Wooden Four-Legged Breakout Chair with Upholstered Seat/Back**  
570w x 620d x 820h x 450sh

**OVOWL...** ——— £749



**Wooden Four-Legged Breakout Chair with Upholstered Seat/Back/Arms**  
610w x 630d x 820h x 450sh

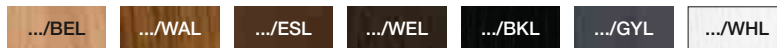
**OVOAWL...** ——— £799

<b>Upholstered Chair: Groups 1-7 and Leather</b>	Add £0 for Group 1 Add £127 for Group 5	- Add £29 for Group 2 - Add £172 for Group 6	- Add £61 for Group 3 - Add £270 for Group 7	- Add £94 for Group 4 - Add £331 for Leather
<b>Upholstered Chair with Arms: Groups 1-7 and Leather</b>	Add £0 for Group 1 Add £145 for Group 5	- Add £34 for Group 2 - Add £194 for Group 6	- Add £69 for Group 3 - Add £297 for Group 7	- Add £106 for Group 4 - Add £366 for Leather

### Ovo Finishes

#### Wooden Frame Finishes for Wooden Four-Legged Chairs

Add £0 for Beech, suffix **.../BEL** - Add £38 for Stained Walnut, suffix **.../WAL**, Stained Espresso, suffix **.../ESL**, Stained Wenge, suffix **.../WEL**, Stained Black, suffix **.../BKL**, Stained Grey, suffix **.../GYL** - Add £55 for White, suffix **.../WHL**




### Ovo Options

#### Two-Tone Upholstery Options

Add £57 for Two-Tone Upholstery, suffix **.../TT**

#### Fabric Selection Reference



When multiple fabric bands are specified, the unit price will reflect the highest fabric band requested.

#### Matching Stool



See page 439

#### Matching Chair



See page 477

# Norden

Multi-Purpose Seating



Norden subtly combines a slender, modern design with classical undertones. The ergonomically shaped polyurethane foam seat shell is fully upholstered to create a supremely comfortable chair. The chair is offered with three different four-legged base options which include black polypropylene, metal, or solid wood. The metal base is available in 12 epoxy-coated paint finishes and the solid wood base is available in ash, walnut, espresso, wenge, black, grey or white, adding a truly organic feel to complement any reception, waiting or working area.



# Norden

## Multi-Purpose Seating

**Multi-Purpose:** Choice of three frames - Upholstered seat/back/arms - Injection moulded foam - Black polypropylene frame on plastic four-legged chairs  
 Seven wood finishes on wooden four-legged chairs - Twelve metal finishes on metal four-legged chairs - Protective felt glides  
 Optional two-tone upholstery

 Qualifies for Chair in a Box Delivery Service, see page 11



**Plastic Four-Legged Chair with Upholstered Seat/Back/Arms**  
 580w x 555d x 840h x 480sh

**NOR** ————— £505



**Wooden Four-Legged Chair with Upholstered Seat/Back/Arms**  
 580w x 550d x 835h x 480sh

**NORWL...** ————— £606



**Metal Four-Legged Chair with Upholstered Seat/Back/Arms**  
 580w x 550d x 845h x 490sh

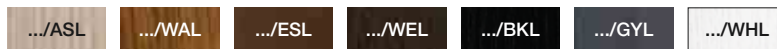
**NORML...** ————— £544

**Upholstered Chair: Groups 1-7 and Leather**  
 Add £0 for Group 1 - Add £38 for Group 2 - Add £80 for Group 3 - Add £122 for Group 4  
 Add £162 for Group 5 - Add £217 for Group 6 - Add £321 for Group 7 - Add £392 for Leather

### Norden Finishes

#### Wooden Frame Finishes

Add £0 for Ash, suffix **.../ASL** - Add £40 for Stained Walnut, suffix **.../WAL**, Stained Espresso, suffix **.../ESL**, Stained Wenge, suffix **.../WEL**, Stained Black, suffix **.../BKL**, Stained Grey, suffix **.../GYL** - Add £58 for White, suffix **.../WHL**



#### Metal Frame Finishes

Add £0 for Silver, suffix **.../SF**, Black Graphite, suffix **.../BGF**, White, suffix **.../WF** - Add £66 for Chrome Effect, suffix **.../CF**  
 Add £27 for Black, suffix **.../BF**, Praline, suffix **.../PLF**, Olive Green, suffix **.../OVF**, Atlantic Blue, suffix **.../ABF**, Sapphire Blue, suffix **.../SBF**, Mustard Yellow, suffix **.../MYF**, Terracotta, suffix **.../TCF**, Conker Brown, suffix **.../CBF**



### Norden Options

#### Two-Tone Upholstery Options

Add £65 for Two-Tone Upholstery, suffix **.../TT**

#### Fabric Selection Reference


A: Inner Shell  
 B: Outer Shell



When multiple fabric bands are specified, the unit price will reflect the highest fabric band requested.

# Form

## Multi-Purpose Seating



Italian designed, Form's smooth contour represents the balance of classic profiles with modern environments. Available in seven warming colour finishes, the responsibly sourced polypropylene shell can be mounted on a choice of seven bases including a black, dark grey or white polypropylene four-leg frame, a five-star agile base, four-star black or chrome meeting base, and two metal pyramid bases, one offering a height adjustable feature. For a more organic appearance, a wooden four-legged frame and wooden swivel base is available, subtly introducing a natural texture to the surrounding space.



# Form

## Multi-Purpose Seating

1 Week Lead Time for Non-Upholstered

3 Week Lead Time for Upholstered

**Plastic Four-Legged:** Seven polypropylene shell finishes - With or without an upholstered seat or fully upholstered  
Three polypropylene leg finishes on plastic four-legged chairs - Optional two-tone upholstery

**Certifications:** EN 16139:2013+AC:2013

The dimensions of the new seating items below are subject to change.

 One-week lead time on non-upholstered versions  Qualifies for Chair in a Box Delivery Service, see page 11



**Plastic Four-Legged Chair with Plastic Shell**  
600w x 510d x 810h x 490sh

FRM... £195




**Plastic Four-Legged Chair with Upholstered Seat and Plastic Shell**  
600w x 510d x 810h x 510sh

FRMUS... £250



**Plastic Four-Legged Chair with Upholstered Seat/Back/Arms**  
600w x 510d x 810h x 510sh

FRMFUP £536

 <b>Upholstered Seat: Groups 1-7 and Leather</b>	Add £0 for Group 1 Add £59 for Group 5	- Add £14 for Group 2 - Add £77 for Group 6	- Add £29 for Group 3 - Add £113 for Group 7	- Add £42 for Group 4 - Add £130 for Leather
 <b>Upholstered Seat/Back/Arms: Groups 1-7 and Leather</b>	Add £0 for Group 1 Add £162 for Group 5	- Add £38 for Group 2 - Add £217 for Group 6	- Add £80 for Group 3 - Add £321 for Group 7	- Add £122 for Group 4 - Add £392 for Leather

### Form Finishes

#### Plastic Shell Finishes

Add £0 for Black, suffix **.../BK**, Blue, suffix **.../BU**, Dark Grey, suffix **.../DG**, Green, suffix **.../GN**, Red, suffix **.../RD**, White, suffix **.../WH**, Yellow, suffix **.../YE**



#### Plastic Frame Finishes

Add £0 for Black, suffix **.../BKPL**, Dark Grey, suffix **.../DGPL**, White, suffix **.../WHPL**

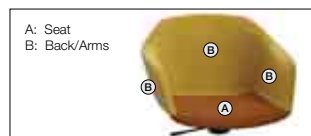


### Form Options

#### Two-Tone Upholstery Options

Add £57 for Two-Tone Upholstery, suffix **.../TT**

#### Fabric Selection Reference



When multiple fabric bands are specified, the unit price will reflect the highest fabric band requested.

# Form

## Multi-Purpose Seating

1 Week Lead Time for Non-Upholstered

3 Week Lead Time for Upholstered

**Wooden Four-Legged:** Seven polypropylene shell finishes - With or without an upholstered seat or fully upholstered  
Seven wood finishes on wooden four-legged chairs - Optional two-tone upholstery

**Certifications:** EN 16139:2013+AC:2013

The dimensions of the new seating items below are subject to change.

 One-week lead time on non-upholstered versions  Qualifies for Chair in a Box Delivery Service, see page 11



**Wooden Four-Legged Chair with Plastic Shell**


600w x 510d x 810h x 490sh

 **FRMWL...** — £371



**Wooden Four-Legged Chair with Upholstered Seat and Plastic Shell**

600w x 510d x 810h x 510sh


 **FRMWLUS...** — £426



**Wooden Four-Legged Chair with Upholstered Seat/Back/Arms**

600w x 510d x 810h x 510sh

 **FRMWLFUP** — £739

 <b>Upholstered Seat: Groups 1-7 and Leather</b>	Add £0 for Group 1 Add £59 for Group 5	- Add £14 for Group 2 - Add £77 for Group 6	- Add £29 for Group 3 - Add £113 for Group 7	- Add £42 for Group 4 - Add £130 for Leather
 <b>Upholstered Seat/Back/Arms: Groups 1-7 and Leather</b>	Add £0 for Group 1 Add £162 for Group 5	- Add £38 for Group 2 - Add £217 for Group 6	- Add £80 for Group 3 - Add £321 for Group 7	- Add £122 for Group 4 - Add £392 for Leather

### Form Finishes

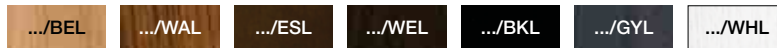
#### Plastic Shell Finishes

Add £0 for Black, suffix **.../BK**, Blue, suffix **.../BU**, Dark Grey, suffix **.../DG**, Green, suffix **.../GN**, Red, suffix **.../RD**, White, suffix **.../WH**, Yellow, suffix **.../YE**



#### Wooden Frame Finishes

Add £0 for Beech, suffix **.../BEL** - Add £38 for Stained Walnut, suffix **.../WAL**, Stained Espresso, suffix **.../ESL**, Stained Wenge, suffix **.../WEL**, Stained Black, suffix **.../BKL**, Stained Grey, suffix **.../GYL** - Add £55 for White, suffix **.../WHL**




### Form Options

#### Two-Tone Upholstery Options

Add £XX for Two-Tone Upholstery, suffix **.../TT**

#### Fabric Selection Reference



When multiple fabric bands are specified, the unit price will reflect the highest fabric band requested.

# Form

## Multi-Purpose Seating

1 Week Lead Time for Non-Upholstered

3 Week Lead Time for Upholstered

**Wooden Four-Star Pyramid:** Seven polypropylene shell finishes - With or without an upholstered seat or fully upholstered  
Seven wood finishes on wooden four-star pyramid chairs - Optional tilt mechanism and two-tone upholstery

**Certifications:** EN 16139:2013+AC:2013

The dimensions of the new seating items below are subject to change.

 One-week lead time on non-upholstered versions  Qualifies for Chair in a Box Delivery Service, see page 11



**Wooden Four-Star Pyramid Chair with Plastic Shell**  
750w x 750d x 785h x 465sh

- FRMSWWL...** — £430  
Standard
- FRMSWWL/TM...** — £469  
Tilt Mechanism



**Wooden Four-Star Pyramid Chair with Upholstered Seat and Plastic Shell**  
750w x 750d x 785h x 485sh

- FRMSWWLUS...** — £487  
Standard
- FRMSWWLUS/TM...** — £526  
Tilt Mechanism



**Wooden Four-Star Pyramid Chair with Upholstered Seat/Back/Arms**  
750w x 750d x 785h x 485sh

- FRMSWWLFUP** — £739  
Standard
- FRMSWWLFUP/TM** — £778  
Tilt Mechanism

<input type="radio"/> <b>Upholstered Seat: Groups 1-7 and Leather</b>	Add £0 for Group 1 Add £59 for Group 5	- Add £14 for Group 2 - Add £77 for Group 6	- Add £29 for Group 3 - Add £113 for Group 7	- Add £42 for Group 4 - Add £130 for Leather
<input type="radio"/> <b>Upholstered Seat/Back/Arms: Groups 1-7 and Leather</b>	Add £0 for Group 1 Add £162 for Group 5	- Add £38 for Group 2 - Add £217 for Group 6	- Add £80 for Group 3 - Add £321 for Group 7	- Add £122 for Group 4 - Add £392 for Leather

### Form Finishes

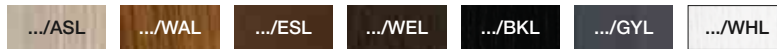
#### Plastic Shell Finishes

Add £0 for Black, suffix **.../BK**, Blue, suffix **.../BU**, Dark Grey, suffix **.../DG**, Green, suffix **.../GN**, Red, suffix **.../RD**, White, suffix **.../WH**, Yellow, suffix **.../YE**



#### Wooden Frame Finishes

Add £0 for Ash, suffix **.../ASL** - Add £38 for Stained Walnut, suffix **.../WAL**, Stained Espresso, suffix **.../ESL**, Stained Wenge, suffix **.../WEL**, Stained Black, suffix **.../BKL**, Stained Grey, suffix **.../GYL** - Add £55 for White, suffix **.../WHL**



### Form Options


#### Tilt Options

Tilt Mechanism, suffix **.../TM**, see above for prices

#### Two-Tone Upholstery Options

Add £57 for Two-Tone Upholstery, suffix **.../TT**

### Fabric Selection Reference



When multiple fabric bands are specified, the unit price will reflect the highest fabric band requested.

# Form

## Multi-Purpose Seating

1 Week Lead Time for Non-Upholstered

3 Week Lead Time for Upholstered

**Five-Star Swivel:** Seven polypropylene shell finishes - With or without an upholstered seat or fully upholstered Black nylon base with black castors as standard on five-star swivel chairs - Optional two-tone upholstery

**Certifications:** EN 16139:2013+AC:2013

The dimensions of the new seating items below are subject to change.

 One-week lead time on non-upholstered versions  Qualifies for Chair in a Box Delivery Service, see page 11



**Five-Star Swivel Chair with Plastic Shell**  
700w x 700d x 810h x 490sh

- FRM5S...** — £265  
Standard
- FRM5S/TM...** — £304  
Tilt Mechanism



**Five-Star Swivel Chair with Upholstered Seat and Plastic Shell**  
700w x 700d x 810h x 510sh

- FRM5SUS...** — £320  
Standard
- FRM5SUS/TM...** — £359  
Tilt Mechanism



**Five-Star Swivel Chair with Upholstered Seat/Back/Arms**  
700w x 700d x 810h x 510sh

- FRM5SFUP** — £574  
Standard
- FRM5SFUP/TM** — £613  
Tilt Mechanism

<input type="radio"/> <b>Upholstered Seat:</b> Groups 1-7 and Leather	Add £0 for Group 1 Add £59 for Group 5	- Add £14 for Group 2 - Add £77 for Group 6	- Add £29 for Group 3 - Add £113 for Group 7	- Add £42 for Group 4 - Add £130 for Leather
<input type="radio"/> <b>Upholstered Seat/Back/Arms:</b> Groups 1-7 and Leather	Add £0 for Group 1 Add £162 for Group 5	- Add £38 for Group 2 - Add £217 for Group 6	- Add £80 for Group 3 - Add £321 for Group 7	- Add £122 for Group 4 - Add £392 for Leather

### Form Finishes

#### Plastic Shell Finishes

Add £0 for Black, suffix **.../BK**, Blue, suffix **.../BU**, Dark Grey, suffix **.../DG**, Green, suffix **.../GN**, Red, suffix **.../RD**, White, suffix **.../WH**, Yellow, suffix **.../YE**



#### Base Finishes

Add £0 for Black Nylon (Standard)  
Add £55 for Polished Aluminium, suffix **.../PB**



### Form Options

#### Tilt Options

Tilt Mechanism, suffix **.../TM**, see above for prices

#### Castor Options

Add £15 for Glides, suffix **.../G**

#### Two-Tone Upholstery Options


Add £57 for Two-Tone Upholstery, suffix **.../TT**

#### Castor Options



**.../G**

#### Fabric Selection Reference



When multiple fabric bands are specified, the unit price will reflect the highest fabric band requested.



# Form

## Multi-Purpose Seating

1 Week Lead Time for Non-Upholstered

3 Week Lead Time for Upholstered

**Four-Star Swivel:** Seven polypropylene shell finishes - With or without an upholstered seat or fully upholstered Polished aluminium base as standard on four-star swivel chairs - Optional tilt mechanism and two-tone upholstery

**Certifications:** EN 16139:2013+AC:2013

The dimensions of the new seating items below are subject to change.

 One-week lead time on non-upholstered versions  Qualifies for Chair in a Box Delivery Service, see page 11



**Four-Star Swivel Chair with Plastic Shell**

640w x 640d x 810h x 490sh

- FRM4S...** — £333  
Standard
- FRM4S/TM...** — £372  
Tilt Mechanism



**Four-Star Swivel Chair with Upholstered Seat and Plastic Shell**

640w x 640d x 810h x 510sh

- FRM4SUS...** — £390  
Standard
- FRM4SUS/TM...** — £429  
Tilt Mechanism



**Four-Star Swivel Chair with Upholstered Seat/Back/Arms**

640w x 640d x 810h x 510sh

- FRM4SFUP** — £642  
Standard
- FRM4SFUP/TM** — £681  
Tilt Mechanism

<input type="radio"/> <b>Upholstered Seat: Groups 1-7 and Leather</b>	Add £0 for Group 1 Add £59 for Group 5	- Add £14 for Group 2 - Add £77 for Group 6	- Add £29 for Group 3 - Add £113 for Group 7	- Add £42 for Group 4 - Add £130 for Leather
<input type="radio"/> <b>Upholstered Seat/Back/Arms: Groups 1-7 and Leather</b>	Add £0 for Group 1 Add £162 for Group 5	- Add £38 for Group 2 - Add £217 for Group 6	- Add £80 for Group 3 - Add £321 for Group 7	- Add £122 for Group 4 - Add £392 for Leather

### Form Finishes

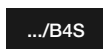
#### Plastic Shell Finishes

Add £0 for Black, suffix **.../BK**, Blue, suffix **.../BU**, Dark Grey, suffix **.../DG**, Green, suffix **.../GN**, Red, suffix **.../RD**, White, suffix **.../WH**, Yellow, suffix **.../YE**



#### Base Finishes

Add £0 for Polished Aluminium (Standard)  
Add £18 for Black Painted, suffix **.../B4S**



### Form Options

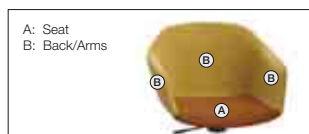
#### Tilt Options

Tilt Mechanism, suffix **.../TM**, see above for prices

#### Two-Tone Upholstery Options

Add £57 for Two-Tone Upholstery, suffix **.../TT**

### Fabric Selection Reference



When multiple fabric bands are specified, the unit price will reflect the highest fabric band requested.

# Form

## Multi-Purpose Seating

1 Week Lead Time for Non-Upholstered

3 Week Lead Time for Upholstered

**Four-Star Adjustable Pyramid:** Seven polypropylene shell finishes - With or without an upholstered seat or fully upholstered - Height adjustable  
Eleven metal finishes on four-star adjustable pyramid chairs - Optional tilt mechanism and two-tone upholstery

**Certifications:** EN 16139:2013+AC:2013

The dimensions of the new seating items below are subject to change.

 One-week lead time on non-upholstered versions  Qualifies for Chair in a Box Delivery Service, see page 11



**Four-Star Adjustable Pyramid Chair with Plastic Shell**  
700w x 700d x 905h x 570sh

- FRM4SP...** — £333  
Standard
- FRM4SP/TM...** — £372  
Tilt Mechanism



**Four-Star Adjustable Pyramid Chair with Upholstered Seat and Plastic Shell**  
700w x 700d x 905h x 590sh

- FRM4SPUS...** — £390  
Standard
- FRM4SPUS/TM...** — £429  
Tilt Mechanism



**Four-Star Adjustable Pyramid Chair with Upholstered Seat/Back/Arms**  
700w x 700d x 905h x 590sh

- FRM4SPFUP** — £642  
Standard
- FRM4SPFUP/TM** — £681  
Tilt Mechanism

<input type="radio"/> <b>Upholstered Seat: Groups 1-7 and Leather</b>	Add £0 for Group 1 Add £59 for Group 5	- Add £14 for Group 2 - Add £77 for Group 6	- Add £29 for Group 3 - Add £113 for Group 7	- Add £42 for Group 4 - Add £130 for Leather
<input type="radio"/> <b>Upholstered Seat/Back/Arms: Groups 1-7 and Leather</b>	Add £0 for Group 1 Add £162 for Group 5	- Add £38 for Group 2 - Add £217 for Group 6	- Add £80 for Group 3 - Add £321 for Group 7	- Add £122 for Group 4 - Add £392 for Leather

### Form Finishes

#### Plastic Shell Finishes

Add £0 for Black, suffix **.../BK**, Blue, suffix **.../BU**, Dark Grey, suffix **.../DG**, Green, suffix **.../GN**, Red, suffix **.../RD**, White, suffix **.../WH**, Yellow, suffix **.../YE**



#### Metal Frame Finishes for Four-Star Pyramid Chairs

Add £0 for Silver, suffix **.../SF**, Black Graphite, suffix **.../BGF**, White, suffix **.../WF**  
Add £27 for Black, suffix **.../BF**, Praline, suffix **.../PLF**, Olive Green, suffix **.../OVF**, Atlantic Blue, suffix **.../ABF**, Sapphire Blue, suffix **.../SBF**, Mustard Yellow, suffix **.../MYF**, Terracotta, suffix **.../TCF**, Conker Brown, suffix **.../CBF**



### Form Options

#### Tilt Options

Tilt Mechanism, suffix **.../TM**, see above for prices

#### Castor Options

Add £15 for Glides, suffix **.../G**

#### Two-Tone Upholstery Options

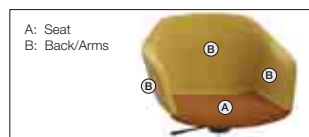
Add £57 for Two-Tone Upholstery, suffix **.../TT**

#### Castor Options



**.../G**

#### Fabric Selection Reference



When multiple fabric bands are specified, the unit price will reflect the highest fabric band requested.

# Form

## Multi-Purpose Seating

1 Week Lead Time for Non-Upholstered

3 Week Lead Time for Upholstered

**Four-Star Pyramid:** Seven polypropylene shell finishes - With or without an upholstered seat or fully upholstered Polished aluminium base as standard on four-star pyramid chairs - Optional tilt mechanism and two-tone upholstery

**Certifications:** EN 16139:2013+AC:2013

The dimensions of the new seating items below are subject to change.

 One-week lead time on non-upholstered versions  Qualifies for Chair in a Box Delivery Service, see page 11



**Four-Star Swivel Chair with Plastic Shell**

665w x 665d x 810h x 460sh

- FRMSW...** — £320  
Standard
- FRMSW/TM...** — £359  
Tilt Mechanism



**Four-Star Swivel Chair with Upholstered Seat and Plastic Shell**

665w x 665d x 810h x 480sh

- FRMSWUS...** — £377  
Standard
- FRMSWUS/TM...** — £416  
Tilt Mechanism



**Four-Star Swivel Chair with Upholstered Seat/Back/Arms**

665w x 665d x 810h x 510sh

- FRMSWFUP** — £629  
Standard
- FRMSWFUP/TM** — £668  
Tilt Mechanism

<input type="radio"/> <b>Upholstered Seat: Groups 1-7 and Leather</b>	Add £0 for Group 1 Add £59 for Group 5	- Add £14 for Group 2 - Add £77 for Group 6	- Add £29 for Group 3 - Add £113 for Group 7	- Add £42 for Group 4 - Add £130 for Leather
<input type="radio"/> <b>Upholstered Seat/Back/Arms: Groups 1-7 and Leather</b>	Add £0 for Group 1 Add £162 for Group 5	- Add £38 for Group 2 - Add £217 for Group 6	- Add £80 for Group 3 - Add £321 for Group 7	- Add £122 for Group 4 - Add £392 for Leather

### Form Finishes

#### Plastic Shell Finishes

Add £0 for Black, suffix **.../BK**, Blue, suffix **.../BU**, Dark Grey, suffix **.../DG**, Green, suffix **.../GN**, Red, suffix **.../RD**, White, suffix **.../WH**, Yellow, suffix **.../YE**



#### Base Finishes

Add £0 for Polished Aluminium (Standard)  
Add £18 for Black Painted, suffix **.../BB**



### Form Options

#### Tilt Options

Tilt Mechanism, suffix **.../TM**, see above for prices

#### Castor Options

Add £15 for Glides, suffix **.../G**

#### Two-Tone Upholstery Options


Add £57 for Two-Tone Upholstery, suffix **.../TT**

#### Castor Options



**.../G**

#### Fabric Selection Reference



When multiple fabric bands are specified, the unit price will reflect the highest fabric band requested.

# Bill

## Multi-Purpose Seating



Since introducing Bill to the product portfolio, it has fast become one of our best sellers. The ergonomically moulded polypropylene shell provides superior comfort without detracting from the minimal form of the design. The chairs versatility is compounded by the choice of ash, walnut, espresso, wenge, black, grey or white wooden frame, sixteen exciting plastic shell colours or a fully upholstered option. Together these options offer a solution to numerous interiors and design requirements, in a number of environments.



# Bill

## Multi-Purpose Seating

1 Week Lead Time for Non-Upholstered  
3 Week Lead Time for Upholstered

**Wooden Four-Legged:** Sixteen plastic shell finishes - Plastic shell or fully upholstered - High quality robust construction - 100% polypropylene shell CMHR foam - Seven wood finishes on wooden four-legged chairs - Protective feet - Optional two-tone upholstery and contrasting buttons

One-week lead time on non-upholstered versions Qualifies for Chair in a Box Delivery Service, see page 11



**Wooden Four-Legged Chair with Plastic Shell**

470w x 505d x 760h x 470sh

**BIL...** £282



**Wooden Four-Legged Chair with Upholstered Seat/Back**

480w x 515d x 785h x 480sh

**BILUP...** £392

**Upholstered Chair:**  
Groups 1-7 and Leather

Add £0 for Group 1 - Add £27 for Group 2 - Add £55 for Group 3 - Add £81 for Group 4  
Add £111 for Group 5 - Add £151 for Group 6 - Add £221 for Group 7 - Add £268 for Leather

### Bill Finishes

**Plastic Shell Finishes** - *Not available on fully upholstered chair*

Add £0 for Dark Grey, suffix **.../DG**, Teal, suffix **.../TL**, Olive Green, suffix **.../OV**, Praline, suffix **.../PL**, Rose, suffix **.../RS**, Terracotta, suffix **.../TC**, Black, suffix **.../BK**, Blue, suffix **.../BU**, Green, suffix **.../GN**, Light Grey, suffix **.../LG**, Orange, suffix **.../OG**, Pink, suffix **.../PK**, Red, suffix **.../RD**, Sage, suffix **.../SG**, Taupe, suffix **.../TP**, White, suffix **.../WH**



### Wooden Frame Finishes

Add £0 for Ash, suffix **.../ASL** - Add £40 for Stained Walnut, suffix **.../WAL**, Stained Espresso, suffix **.../ESL**, Stained Wenge, suffix **.../WEL**, Stained Black, suffix **.../BKL**, Stained Grey, suffix **.../GYL** - Add £58 for White, suffix **.../WHL**




### Bill Options

#### Two-Tone Upholstery Options

Add £50 for Two-Tone Upholstery, suffix **.../TT**  
Add £19 for Single Colour Contrasting Buttons, suffix **.../CB**

#### Fabric Selection Reference



When multiple fabric bands are specified, the unit price will reflect the highest fabric band requested.

#### Matching Stool



See page 460

# Ben

Multi-Purpose Seating



A harmonious combination of both traditional and modern, Ben blends comfort with style. A robust aluminium seat plate supports rounded wooden legs that are available in a beech, walnut, espresso, wenge, black, grey or white finish. Above this sits an extremely durable, ergonomically moulded, polypropylene shell that is available in sixteen vibrant colours or upholstered in your choice of fabric. These options allow Ben to be personalised to fit many modern office and leisure environments including meeting rooms, breakout areas, bars/restaurants, waiting rooms and conference facilities.



# Ben

## Multi-Purpose Seating

1 Week Lead Time for Non-Upholstered  
3 Week Lead Time for Upholstered

**Wooden Four-Legged:** Sixteen plastic shell finishes - Plastic shell or fully upholstered - High quality robust construction - 100% polypropylene shell CMHR foam - Seven wood finishes on wooden four-legged chairs - Protective feet - Optional two-tone upholstery and contrasting buttons

- One-week lead time on non-upholstered versions
- Qualifies for Chair in a Box Delivery Service, see page 11



**Wooden Four-Legged Chair with Plastic Shell**

470w x 490d x 780h x 480sh

**BEN...** £211



**Wooden Four-Legged Chair with Upholstered Seat/Back**

480w x 505d x 805h x 505sh

**BENUP...** £321

**Upholstered Chair:**  
Groups 1-7 and Leather

Add £0 for Group 1 - Add £27 for Group 2 - Add £55 for Group 3 - Add £81 for Group 4  
Add £111 for Group 5 - Add £151 for Group 6 - Add £221 for Group 7 - Add £268 for Leather

### Ben Finishes

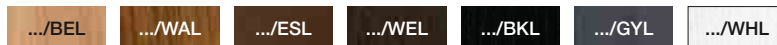
**Plastic Shell Finishes** - Not available on fully upholstered chair

Add £0 for Dark Grey, suffix **.../DG**, Teal, suffix **.../TL**, Olive Green, suffix **.../OV**, Praline, suffix **.../PL**, Rose, suffix **.../RS**, Terracotta, suffix **.../TC**, Black, suffix **.../BK**, Blue, suffix **.../BU**, Green, suffix **.../GN**, Light Grey, suffix **.../LG**, Orange, suffix **.../OG**, Pink, suffix **.../PK**, Red, suffix **.../RD**, Sage, suffix **.../SG**, Taupe, suffix **.../TP**, White, suffix **.../WH**



### Wooden Leg Finishes

Add £0 for Beech, suffix **.../BEL** - Add £33 for Stained Walnut, suffix **.../WAL**, Stained Espresso, suffix **.../ESL**, Stained Wenge, suffix **.../WEL**, Stained Black, suffix **.../BKL**, Stained Grey, suffix **.../GYL** - Add £44 for White, suffix **.../WHL**



### Ben Options

#### Two-Tone Upholstery Options

Add £50 for Two-Tone Upholstery, suffix **.../TT**  
Add £19 for Single Colour Contrasting Buttons, suffix **.../CB**

#### Fabric Selection Reference



When multiple fabric bands are specified, the unit price will reflect the highest fabric band requested.

# Aura

Multi-Purpose Seating



Aura possesses an authentic sense of nature with its high-quality solid beech wooden frame, available in seven wood stain finishes. For user comfort and personalisation, the seat features an upholstered CMHR foam seat pad. The stool variant carries the same wooden frame design with the addition of a supporting footrest.





# Aura

## Multi-Purpose Seating

**Wooden Four-Legged:** Upholstered seat pad - CMHR foam - Seven wood finishes on wooden four-legged chairs

 Qualifies for Chair in a Box Delivery Service, see page 11



### Wooden Four-Legged Chair with Upholstered Seat

445w x 465d x 750h x 485sh

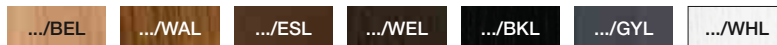
**AUR...** £376

<input checked="" type="radio"/> <b>Upholstered Seat Pad: Groups 1-7 and Leather</b>	Add £0 for Group 1 Add £59 for Group 5	- Add £14 for Group 2 - Add £77 for Group 6	- Add £28 for Group 3 - Add £114 for Group 7	- Add £43 for Group 4 - Add £124 for Leather
--	---	--	---	---

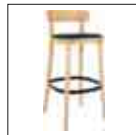
## Aura Finishes

### Wooden Frame Finishes

Add £0 for Beech, suffix **.../BEL** - Add £45 for Stained Walnut, suffix **.../WAL**, Stained Espresso, suffix **.../ESL**, Stained Wenge, suffix **.../WEL**, Stained Black, suffix **.../BKL**, Stained Grey, suffix **.../GYL** - Add £59 for White, suffix **.../WHL**



### Matching Stool



See page 442

# Latte

Multi-Purpose Seating



Latte is an exciting take on a traditional classic. Sturdy and robust, Latte offers a versatile seating option for a variety of different settings and applications. The moulded ABS seat and back frame, available in five different colour options, sits on a high-quality solid wooden frame. Latte fits harmoniously into numerous different office and leisure environments including bars, restaurants, meeting rooms, cafeterias and breakout areas.



# Latte

## Multi-Purpose Seating

---

**Wooden Four-Legged:** Five ABS shell finishes - Moulded ABS seat and back - High quality construction - Solid beech frame on wooden four-legged chairs  
Protective feet

 Qualifies for Chair in a Box Delivery Service, see page 11

---



**Wooden Four-Legged Chair with  
Plastic Seat and Back**

425w x 470d x 800h x 460sh

 **LAT...** £300

---

### Latte Finishes

#### ABS Finishes

Add £0 for Black, suffix **.../BK**, Green, suffix **.../GN**, Red, suffix **.../RD**, White, suffix **.../WH**, Yellow, suffix **.../YE**



# Explorer

Multi-Purpose Seating



Explorer is an elegant and stackable multi-purpose chair, suitable for interior and exterior spaces. It's contemporary moulded shape can be constructed using the innovative and sustainable Rinasco® material with 100% recycled polymers, available in three subtle colours or a polypropylene/glass fibre blend, with four inspiring colour options. The materials Anti-UV protection supports outdoor use, offering a durable, comfortable and light option for outdoor dining environments. Chairs with and without the fixed support arm can be stacked up to 4 chairs high when not in use and further comfort can be achieved with the integration of an optional upholstered seat pad.



# Explorer

## Multi-Purpose Seating

Available on a 1 Week Lead Time

**Four-Legged with Standard Plastic:** Four plastic shell finishes - With or without an upholstered seat - 100% Polypropylene - With or without integral arms  
Anti-UV Treatment - Optional underseat cover - Stackable up to 4 chairs high on the floor

**Four-Legged with Rinasco®:** Three plastic shell finishes - With or without an upholstered seat  
100% Recycled Plastic (50% regenerated industrial scrap polymers, 50% recycled consumer polymers) - With or without integral arms - Anti-UV Treatment  
Optional underseat cover - Stackable up to 4 chairs high on the floor

 One-week lead time on selected fabrics, see page 18-20  Stackable



**Four-Legged Chair with Plastic Shell**  
500w x 545d x 795h x 475sh

EXP... £221



**Four-Legged Chair with Upholstered Seat and Plastic Shell**  
500w x 545d x 795h x 480sh

EXPUS... £278



**Four-Legged Chair with Plastic Shell and Fixed Arms**  
585w x 560d x 795h x 475sh

EXPA... £245



**Four-Legged Chair with Upholstered Seat, Plastic Shell and Fixed Arms**  
585w x 560d x 795h x 480sh

EXPAUS... £302

Upholstered Seat Pad: Groups 1-7 and Leather  
Add £0 for Group 1 - Add £14 for Group 2 - Add £30 for Group 3 - Add £43 for Group 4  
Add £61 for Group 5 - Add £79 for Group 6 - Add £116 for Group 7 - Add £134 for Leather

### Explorer Finishes

#### Standard Plastic Shell Finishes

Add £0 for Teal, suffix .../TL, Pink, suffix .../PK, White, suffix .../WH, Green, suffix .../GN



#### Rinasco® Plastic Shell Finishes (100% Recycled Content and Recyclable)

Add £0 for Blue, suffix .../BU, Black, suffix .../BK, Grey, suffix .../GR



### Explorer Options

#### Underseat Cover Options

Add £16 for Underseat Cover, suffix .../USC

#### Underseat Cover



.../USC

# Ace

Stools



Designed by Claudio Bellini, the Ace stool is inspired by a graceful design that follows an endless loop, creating a unique visual alliance between the upholstery and single-shell frame. The open lumbar area and flexible back supports users, providing relaxed comfort when seated. Designed for the modern environment, the Ace stool is available with a sled or draughtsman base providing flexibility for multiple applications.



# Ace

## Stools

Available on a 1 Week Lead Time

**Sled:** Designed by Claudio Bellini - Upholstered seat and back - Black or grey polypropylene shell - Inner structure of back cushion fits closely to human body curve  
Distinctive open lumbar design - Integrated footrest - Black or grey metal finish as standard on sled stools

**Draughtsman:** Designed by Claudio Bellini - Upholstered seat and back - Black or grey polypropylene shell  
Inner structure of back cushion fits closely to human body curve - Distinctive open lumbar design - Black or grey five-star base on draughtsman chairs  
Footring and black nylon glides on draughtsman chair - Integrated footrest - Optional arms

 One-week lead time on selected fabrics, see page 18-20  Qualifies for Chair in a Box Delivery Service, see page 11



**Black Sled Stool with Upholstered Seat and Back and Black Plastic Shell**

565w x 590d x 1140h x 800sh

 **ACESTSBB** ——— £432



**Grey Sled Stool with Upholstered Seat and Back and Grey Plastic Shell**

565w x 590d x 1140h x 800sh

 **ACESTSBG** ——— £441



**Black Five-Star Draughtsman Chair with Upholstered Seat and Back and Black Plastic Shell**

660w x 660d x 1065h x 725sh

 **ACEDB** ——— £594



**Grey Five-Star Draughtsman Chair with Upholstered Seat and Back and Grey Plastic Shell**

660w x 660d x 1065h x 725sh

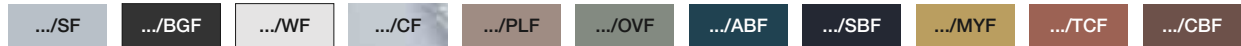
 **ACEDG** ——— £606

 **Upholstered Stool: Groups 1-7 and Leather** Add £0 for Group 1 - Add £24 for Group 2 - Add £55 for Group 3 - Add £80 for Group 4  
Add £109 for Group 5 - Add £147 for Group 6 - Add £214 for Group 7 - Add £261 for Leather

### Ace Finishes

#### Metal Frame Finishes for Sled Stools

Add £0 for Black (Standard), Grey (Standard) - Add £0 for Silver, suffix **.../SF**, Black Graphite, suffix **.../BGF**, White, suffix **.../WF** - Add £72 for Chrome Effect, suffix **.../CF**  
Add £34 for Praline, suffix **.../PLF**, Olive Green, suffix **.../OVF**, Atlantic Blue, suffix **.../ABF**, Sapphire Blue, suffix **.../SBF**,  
Mustard Yellow, suffix **.../MYF**, Terracotta, suffix **.../TCF**, Conker Brown, suffix **.../CBF**



### Ace Options

#### Arm Options for Draughtsman Chairs

Add £75 for Black Fixed Arms, suffix **.../BFA**  
Add £79 for Grey Fixed Arms, suffix **.../GFA**

#### Arm Options



/BFA



/GFA

#### Multi-Purpose Seating



See page 381

# Ovo

## Stools



The Ovo range, also available in our visitor and lounge seating, offers a stool variant featuring a mid-rise back support on two bases, both featuring an integrated footrest. All variants can be enhanced with two-tone upholstery for a more unique finish.





# Ovo

## Stools

**Four-Legged and Sled:** Upholstered seat/back - Injected foam shell - Integrated footrest  
Epoxy-painted wire frame with protective feet as standard on four-legged and sled stools - Optional two-tone upholstery

The dimensions of the new seating items below are subject to change.

Qualifies for Chair in a Box Delivery Service, see page 11



**Four-Legged Stool with Upholstered Seat/Back**  
520w x 510d x 980h x 750sh

**OVOST** ————— £575



**Sled Stool with Upholstered Seat/Back**  
520w x 510d x 970h x 740sh

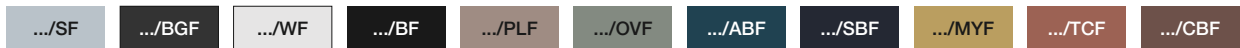
**OVOSTSB** ————— £575

**Upholstered Stool: Groups 1-7 and Leather**  
Add £0 for Group 1 - Add £28 for Group 2 - Add £56 for Group 3 - Add £85 for Group 4  
Add £116 for Group 5 - Add £157 for Group 6 - Add £267 for Group 7 - Add £303 for Leather

### Ovo Finishes

#### Metal Frame Finishes

Add £0 for Silver, suffix **.../SF**, Black Graphite, suffix **.../BGF**, White, suffix **.../WF**  
Add £36 for Black, suffix **.../BF**, Praline, suffix **.../PLF**, Olive Green, suffix **.../OVF**, Atlantic Blue, suffix **.../ABF**, Sapphire Blue, suffix **.../SBF**, Mustard Yellow, suffix **.../MYF**, Terracotta, suffix **.../TCF**, Conker Brown, suffix **.../CBF**




### Ovo Options

#### Two-Tone Upholstery Options

Add £42 for Two-Tone Upholstery, suffix **.../TT**

#### Fabric Selection Reference



When multiple fabric bands are specified, the unit price will reflect the highest fabric band requested.

#### Matching Chair



See page 412

#### Matching Chair



See page 477

# Escape

## Stools



The Escape stool offers a high level of comfort and support, without compromising on style or functionality. It is built around a sturdy steel or wooden frame with an integral footrest. The seat shell is constructed of plywood, covered with a soft, cushioned fire-retardant foam before being upholstered in a choice of fabrics. The steel version is available in silver, black, black graphite, white or a range of colourful epoxy coated frame colours, as well as the standard chrome finish. The wooden legged version is available in seven wooden finishes, beech, walnut, espresso, wenge, black, grey or white. A stylish, comfortable and extremely practical solution for many workplace and leisure environments.



# Escape

## Stools

**Sled and Wooden Four-Legged:** Stylish, modern design - Upholstered seat/back - Moulded plywood shell - CMHR foam - Integrated footrest  
 Chrome 12mm wire frame with protective feet as standard on sled stools - Seven wood finishes on wooden four-legged stools

Qualifies for Chair in a Box Delivery Service, see page 11



**Sled Stool with Upholstered Seat/Back**  
 505w x 490d x 965h x 790sh

**ESCST** ———— £505



**Wooden Four-Legged Stool with Upholstered Seat/Back**  
 495w x 490d x 975h x 780sh

**ESCSTWL...** ———— £701

<input type="radio"/>	<b>Upholstered Stool: Groups 1-7 and Leather</b>	Add £0 for Group 1	- Add £22 for Group 2	- Add £41 for Group 3	- Add £62 for Group 4
		Add £85 for Group 5	- Add £116 for Group 6	- Add £170 for Group 7	- Add £217 for Leather

### Escape Finishes

#### Metal Frame Finishes for Sled Stools

Add £0 for Chrome (Standard) - Add £0 for Silver, suffix **.../SF**, Black Graphite, suffix **.../BGF**, White, suffix **.../WF**  
 Add £36 for Black, suffix **.../BF**, Praline, suffix **.../PLF**, Olive Green, suffix **.../OVF**, Atlantic Blue, suffix **.../ABF**, Sapphire Blue, suffix **.../SBF**,  
 Mustard Yellow, suffix **.../MYF**, Terracotta, suffix **.../TCF**, Conker Brown, suffix **.../CBF**



#### Wooden Frame Finishes Wooden Four-Legged Stools

Add £0 for Beech, suffix **.../BEL** - Add £58 for Stained Walnut, suffix **.../WAL**, Stained Espresso, suffix **.../ESL**, Stained Wenge, suffix **.../WEL**,  
 Stained Black, suffix **.../BKL**, Stained Grey, suffix **.../GYL** - Add £72 for White, suffix **.../WHL**



#### Matching Chair



See page 498

# Zen

Stools



Like its chair variant, the Zen stool, designed by Paolo Lucidi and Luca Pevere, is adaptable with eight vibrant colour options and two base variations. With its fun, figure embracing character, it delivers unique style to breakout areas, bars and bistros. For further comfort, an upholstered seat pad is available.



# Zen

## Stools

Available on a 1 Week Lead Time

**Four-Legged and Sled:** Designed by Paolo Lucidi and Luca Pevere - With or without an upholstered seat - Eight plastic shell finishes  
 First class virgin material - High quality robust construction - Integrated footrest - 16mm tubular chromed frame with protective adjustable feet for four-legged stools  
 12mm chromed frame with protective glides for sled stools - Stackable up to 4 (plastic) and 3 (upholstered) stools high on the floor

One-week lead time on selected fabrics, see page 18-20 Stackable



**Four-Legged Stool with Plastic Shell**

560w x 530d x 1090h x 760sh

ZENST... £384



**Four-Legged Stool with Upholstered Seat and Plastic Shell**

560w x 530d x 1090h x 770sh

ZENSTUS... £443



**Sled Stool with Plastic Shell**

560w x 520d x 1080h x 770sh

ZENSTSB... £384



**Sled Stool with Upholstered Seat and Plastic Shell**

560w x 520d x 1080h x 780sh

ZENSTBUS... £443

**Upholstered Stool: Groups 1-7 and Leather**  
 Add £0 for Group 1 - Add £12 for Group 2 - Add £27 for Group 3 - Add £44 for Group 4  
 Add £60 for Group 5 - Add £80 for Group 6 - Add £121 for Group 7 - Add £121 for Leather

### Zen Finishes

#### Plastic Shell Finishes

Add £0 for Black, suffix .../BK, Blue, suffix .../BU, Green, suffix .../GN, Grey, suffix .../GR, Orange, suffix .../OG, Red, suffix .../RD, Sand, suffix .../SD, White, suffix .../WH



#### Matching Chairs



See page 389

# Multiply

## Stools



Multiply offers a modern sleek design with the choice of a tubular chrome four-legged frame, a chrome sled-frame or a chrome swivel base. The seat shell is available in multiple wood finishes with the choice of an open or closed back. Further personalisation and customisation can be integrated into the finished design by selecting the fully upholstered version of the seat shell which can be finished in your choice of fabric. Furthermore, the sled base and four-legged frame can be specified in chrome or eleven epoxy-coated paint finishes. Multiply possesses simplicity, making it adaptable to a multitude of uses and environments.



**Four-Legged:** With or without a seat pad or fully upholstered - Three moulded plywood shell finishes - With or without an open back - CMHR foam integrated footrest - 16mm tubular chrome frame as standard on four-legged chairs - Protective feet - Stackable up to 5 stools high (non stacking when upholstered)

One-week lead time on selected fabrics, see page 18-20

Qualifies for Chair in a Box Delivery Service, see page 11

Stackable



**Four-Legged Stool with Wooden Shell**

470w x 505d x 920h x 750sh

**MULST...** ——— £298



**Open Back Four-Legged Stool with Wooden Shell**

470w x 505d x 920h x 750sh

**MULSTO...** ——— £301



**Four-Legged Stool with Upholstered Seat/Back**

470w x 515d x 925h x 770sh

**MULSTUP...** ——— £366

**Upholstered Stool: Groups 1-7 and Leather**

Add £0 for Group 1 - Add £18 for Group 2 - Add £39 for Group 3 - Add £64 for Group 4  
Add £87 for Group 5 - Add £116 for Group 6 - Add £170 for Group 7 - Add £170 for Leather

### Multiply Finishes

**Wooden Shell Finishes** - *Not available on fully upholstered stool*

Add £0 for Beech, suffix **.../BE** - Add £13 for Stained Wenge, suffix **.../WE** - Add £26 for White, suffix **.../WH**

**.../BE**

**.../WE**

**.../WH**

### Metal Frame Finishes

Add £0 for Chrome (Standard), Silver, suffix **.../SF**, Black Graphite, suffix **.../BGF**, White, suffix **.../WF**

Add £36 for Black, suffix **.../BF**, Praline, suffix **.../PLF**, Olive Green, suffix **.../OVF**, Atlantic Blue, suffix **.../ABF**, Sapphire Blue, suffix **.../SBF**, Mustard Yellow, suffix **.../MYF**, Terracotta, suffix **.../TCF**, Conker Brown, suffix **.../CBF**

**.../SF**

**.../BGF**

**.../WF**

**.../BF**

**.../PLF**

**.../OVF**

**.../ABF**

**.../SBF**

**.../MYF**

**.../TCF**

**.../CBF**

### Matching Chairs



See page 391

**Sled:** With or without a seat pad or fully upholstered - Three moulded plywood shell finishes - With or without an open back - CMHR foam - Integrated footrest  
 11mm chrome frame as standard on sled stools - Protective feet - Stackable up to 5 stools high (non stacking when upholstered)

-  One-week lead time on selected fabrics, see page 18-20
-  Qualifies for Chair in a Box Delivery Service, see page 11
-  Stackable



**Sled Stool with Wooden Shell**  
530w x 475d x 900h x 755sh

MULSTSB... — £313



**Open Back Sled Stool with Wooden Shell**  
530w x 475d x 900h x 755sh

MULSTSO... — £316



**Sled Stool with Upholstered Seat/Back**  
530w x 475d x 905h x 775sh

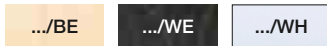
MULSTSBUP... — £381

<input checked="" type="radio"/> Upholstered Stool: Groups 1-7 and Leather	Add £0 for Group 1 Add £87 for Group 5	- Add £18 for Group 2 - Add £116 for Group 6	- Add £39 for Group 3 - Add £170 for Group 7	- Add £64 for Group 4 - Add £170 for Leather
---	---	---	---	---

### Multiply Finishes

**Wooden Shell Finishes** - *Not available on fully upholstered stool*

Add £0 for Beech, suffix **.../BE** - Add £13 for Stained Wenge, suffix **.../WE** - Add £26 for White, suffix **.../WH**



### Metal Frame Finishes

Add £0 for Chrome (Standard), Silver, suffix **.../SF**, Black Graphite, suffix **.../BGF**, White, suffix **.../WF**

Add £36 for Black, suffix **.../BF**, Praline, suffix **.../PLF**, Olive Green, suffix **.../OVF**, Atlantic Blue, suffix **.../ABF**, Sapphire Blue, suffix **.../SBF**, Mustard Yellow, suffix **.../MYF**, Terracotta, suffix **.../TCF**, Conker Brown, suffix **.../CBF**



### Matching Chairs



See page 391



# Multiply

## Stools

Available on a 1 Week Lead Time

**Swivel:** With or without a seat pad or fully upholstered - Three moulded plywood shell finishes - With or without an open back - CMHR foam - Integrated footrest  
Height adjustable chrome pedestal base on swivel stools

 One-week lead time on selected fabrics, see page 18-20

 Qualifies for Chair in a Box Delivery Service, see page 11



**Swivel Stool with Wooden Shell**  
385w x 435d x 940h x 770sh

**MULSTSW...** — £508



**Open Back Swivel Stool with Wooden Shell**  
385w x 435d x 940h x 770sh

**MULSTSWO...** — £511



**Swivel Stool with Upholstered Seat/Back**  
385w x 445d x 945h x 790sh

**MULSTSWUP** — £576

<input checked="" type="radio"/> <b>Upholstered Stool: Groups 1-7 and Leather</b>	Add £0 for Group 1	- Add £18 for Group 2	- Add £39 for Group 3	- Add £64 for Group 4
	Add £87 for Group 5	- Add £116 for Group 6	- Add £170 for Group 7	- Add £170 for Leather

### Multiply Finishes

**Wooden Shell Finishes** - *Not available on fully upholstered stool*

Add £0 for Beech, suffix **.../BE** - Add £13 for Stained Wenge, suffix **.../WE** - Add £26 for White, suffix **.../WH**

**.../BE**

**.../WE**

**.../WH**

### Matching Chairs



See page 391

# Vice Versa

## Stools



The Vice Versa stool is an innovative product with distinctive lines, designed by Alberto Basaglia and Natalia Rota Nodari. It is assembled without screws and features a patented interlocking system that keeps costs to a minimum and facilitates disposal at the end of life. Vice Versa is a multi-purpose stool with a design that combines function, style and strength. The seat and backrest are injection moulded using fireproof polypropylene and are available in seven colours, whilst the frame is made from steel wire and can be either chrome plated or epoxy coated in a silver, black, black graphite, white or our new colour finishes. When combined together, the possibilities for customisation are exceptional, delivering a stool suitable for a variety of tasks and environments.



# Vice Versa

## Stools

Available on a 1 Week Lead Time

**Sled:** Designed by Basaglia and Nodari - With or without upholstered seat and back pads - Seven injection moulded polypropylene shell finishes  
Protective anti UV treatment - 11mm chromed wire frame as standard on sled stools - Protective glides - Stackable up to 4 stools high when stacked on the floor

**Certifications:** BS EN 13761:2002 - BS EN 15373:2007 - BS EN 1728:2001 - BS EN 1022:2005 - BS EN 16139:2013 (E)

One-week lead time on selected fabrics, see page 18-20 Stackable



**Sled Stool with Plastic Shell**  
565w x 605d x 1085h x 730sh

VICST... £240



**Sled Stool with Upholstered Seat and Plastic Shell**  
565w x 605d x 1085h x 730sh

VICSTUS... £283



**Sled Stool with Upholstered Seat and Back and Plastic Shell**  
565w x 605d x 1085h x 730sh

VICSTUSUB... £320

<input type="radio"/> Upholstered Seat: Groups 1-7 and Leather	Add £0 for Group 1 Add £61 for Group 5	- Add £13 for Group 2 - Add £80 for Group 6	- Add £30 for Group 3 - Add £119 for Group 7	- Add £45 for Group 4 - Add £119 for Leather
<input type="radio"/> Upholstered Seat and Back: Groups 1-7 and Leather	Add £0 for Group 1 Add £85 for Group 5	- Add £22 for Group 2 - Add £115 for Group 6	- Add £41 for Group 3 - Add £171 for Group 7	- Add £64 for Group 4 - Add £171 for Leather

### Vice Versa Finishes

#### Plastic Shell Finishes

Add £0 for Black, suffix **.../BK**, Blue (New Version), suffix **.../BU2**, Green (New Version), suffix **.../GN2**, Grey, suffix **.../GR**, Red, suffix **.../RD**, Sand, suffix **.../SD**, White, suffix **.../WH**



#### Metal Frame Finishes

Add £0 for Chrome (Standard), Silver, suffix **.../SF**, Black Graphite, suffix **.../BGF**, White, suffix **.../WF**  
Add £36 for Black, suffix **.../BF**, Praline, suffix **.../PLF**, Olive Green, suffix **.../OVF**, Atlantic Blue, suffix **.../ABF**, Sapphire Blue, suffix **.../SBF**,  
Mustard Yellow, suffix **.../MYF**, Terracotta, suffix **.../TCF**, Conker Brown, suffix **.../CBF**



### Vice Versa Additions

#### Linking Device

£6 for Linking Device (Pair), **VIC/LD**

#### Linking Device



VIC/LD

#### Matching Chair



See page 395

# Vice Versa

## Stools

Available on a 1 Week Lead Time

**Sled:** Designed by Basaglia and Nodari - With or without upholstered seat and back pads - Seven injection moulded polypropylene shell finishes - Integral arms  
Seven injection moulded polypropylene shell finishes - Protective anti UV treatment - 11mm chromed wire frame as standard on sled stools - Protective glides  
Stackable up to 4 stools high when stacked on the floor

**Certifications:** BS EN 13761:2002 - BS EN 15373:2007 - BS EN 1728:2001 - BS EN 1022:2005 - BS EN 16139:2013 (E)

One-week lead time on selected fabrics, see page 18-20 Stackable



**Sled Stool with Plastic Shell and Fixed Arms**  
570w x 605d x 1085h x 730sh

**VICSTA...** ——— £276



**Sled Stool with Upholstered Seat, Plastic Shell and Fixed Arms**  
570w x 605d x 1085h x 730sh

**VICSTAUS...** ——— £319



**Sled Stool with Upholstered Seat and Back, Plastic Shell and Fixed Arms**  
570w x 570d x 1085h x 730sh

**VICSTAUSUB...** ——— £356

<b>Upholstered Seat: Groups 1-7 and Leather</b>	Add £0 for Group 1 Add £61 for Group 5	- Add £13 for Group 2 - Add £80 for Group 6	- Add £30 for Group 3 - Add £119 for Group 7	- Add £45 for Group 4 - Add £119 for Leather
<b>Upholstered Seat and Back: Groups 1-7 and Leather</b>	Add £0 for Group 1 Add £85 for Group 5	- Add £22 for Group 2 - Add £115 for Group 6	- Add £41 for Group 3 - Add £171 for Group 7	- Add £64 for Group 4 - Add £171 for Leather

### Vice Versa Finishes

#### Plastic Shell Finishes

Add £0 for Black, suffix **.../BK**, Blue (New Version), suffix **.../BU2**, Green (New Version), suffix **.../GN2**, Grey, suffix **.../GR**, Red, suffix **.../RD**, Sand, suffix **.../SD**, White, suffix **.../WH**



#### Metal Frame Finishes

Add £0 for Chrome (Standard), Silver, suffix **.../SF**, Black Graphite, suffix **.../BGF**, White, suffix **.../WF**  
Add £36 for Black, suffix **.../BF**, Praline, suffix **.../PLF**, Olive Green, suffix **.../OVF**, Atlantic Blue, suffix **.../ABF**, Sapphire Blue, suffix **.../SBF**, Mustard Yellow, suffix **.../MYF**, Terracotta, suffix **.../TCF**, Conker Brown, suffix **.../CBF**



### Vice Versa Additions

#### Linking Device

£6 for Linking Device (Pair), **VIC/LD**

#### Linking Device



VIC/LD

#### Matching Chair



See page 395

# Kiro

Stools



Kiro is a modern multi-purpose chair that embraces comfort and performance. A polypropylene seat and back, available in a choice of five soft colour finishes, delivers a sophisticated solution for a diverse range of applications. The seat is supported by a poseur-height wire sled base, available in 11 epoxy-powder coated metalwork colours, further enhancing the aesthetic of the stool.



**Sled:** With or without upholstered seat pads - Five plastic shell finishes - CMHR foam - Integrated footrest  
 Eleven painted metal frame finishes on sled frame stools

The dimensions of the new seating items below are subject to change.

One-week lead time on selected fabrics, see page 18-19 Qualifies for Chair in a Box Delivery Service, see page 11



**Sled Open Back Stool with Plastic Shell**  
 615w x 595d x 1140h x 795sh

**KIRSTSB...** — £230



**Sled Open Back Stool with Upholstered Seat and Plastic Shell**  
 615w x 595d x 1140h x 810sh

**KIRSTSBUS...** — £273

<b>Upholstered Seat Pad:</b> Groups 1-7 and Leather	Add £0 for Group 1	- Add £15 for Group 2	- Add £29 for Group 3	- Add £42 for Group 4
	Add £57 for Group 5	- Add £74 for Group 6	- Add £111 for Group 7	- Add £128 for Leather

### Kiro Finishes

#### Plastic Shell Finishes

Add £0 for Black, suffix **.../BK**, Blue, suffix **.../BU**, Green, suffix **.../GN**, Terracotta, suffix **.../TC**, White, suffix **.../WH**



#### Metal Frame Finishes

Add £0 for Silver, suffix **.../SF**, Black Graphite, suffix **.../BGF**, White, suffix **.../WF**  
 Add £36 for Black, suffix **.../BF**, Praline, suffix **.../PLF**, Olive Green, suffix **.../OVF**, Atlantic Blue, suffix **.../ABF**, Sapphire Blue, suffix **.../SBF**,  
 Mustard Yellow, suffix **.../MYF**, Terracotta, suffix **.../TCF**, Conker Brown, suffix **.../CBF**



#### Matching Chair



See page 398

# Pablo

## Stools



With its refreshingly contemporary appeal, Pablo Stool is set to add sophistication to any environment. From its refined aesthetic to its stable build, this is a stool that promises excellence and comfort for users. To complement its multi-purpose chair variant, the stool is available on either a metal or wooden four-legged frame with an integrated footrest for further seated satisfaction.



# Pablo

## Stools

**Metal Four-Legged and Wooden Four-Legged:** Upholstered seat/back and arms - CMHR foam - Integrated footrest  
 Twelve painted metal finishes on metal four-legged chairs - Seven wood finishes on wooden four-legged chairs - Optional two-tone upholstery



**Metal Four-Legged Stool with Upholstered Seat/Back**  
 510w x 555d x 1045h x 740sh

**PABST...** £430



**Metal Four-Legged Stool with Upholstered Seat/Back/Arms**  
 550w x 555d x 1045h x 740sh

**PABSTA...** £465



**Wooden Four-Legged Stool with Upholstered Seat/Back**  
 510w x 555d x 1045h x 740sh

**PABSTWL...** £440



**Wooden Four-Legged Stool with Upholstered Seat/Back/Arms**  
 550w x 555d x 1045h x 740sh

**PABSTAWL...** £475

<input type="radio"/> <b>Upholstered Stool: Groups 1-7 and Leather</b>	Add £0 for Group 1 Add £103 for Group 5	- Add £25 for Group 2 - Add £140 for Group 6	- Add £47 for Group 3 - Add £238 for Group 7	- Add £77 for Group 4 - Add £290 for Leather
<input type="radio"/> <b>Upholstered Stool with Arms: Groups 1-7 and Leather</b>	Add £0 for Group 1 Add £127 for Group 5	- Add £28 for Group 2 - Add £175 for Group 6	- Add £64 for Group 3 - Add £284 for Group 7	- Add £94 for Group 4 - Add £348 for Leather

### Pablo Finishes

#### Metal Frame Finishes for Metal Four-Legged Stools

Add £0 for Silver, suffix **.../SF**, Black Graphite, suffix **.../BGF**, White, suffix **.../WF** - Add £87 for Chrome Effect, suffix **.../CF**  
 Add £38 for Black, suffix **.../BF**, Praline, suffix **.../PLF**, Olive Green, suffix **.../OVF**, Atlantic Blue, suffix **.../ABF**, Sapphire Blue, suffix **.../SBF**,  
 Mustard Yellow, suffix **.../MYF**, Terracotta, suffix **.../TCF**, Conker Brown, suffix **.../CBF**

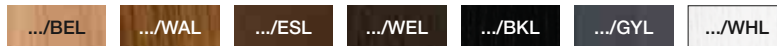
#### Metal Footrest Finishes for Wooden Four-Legged Stools

Add £0 for Silver, suffix **.../SF**, Black Graphite, suffix **.../BGF**, White, suffix **.../WF** - Add £59 for Chrome Effect, suffix **.../CF**  
 Add £25 for Black, suffix **.../BF**, Praline, suffix **.../PLF**, Olive Green, suffix **.../OVF**, Atlantic Blue, suffix **.../ABF**, Sapphire Blue, suffix **.../SBF**,  
 Mustard Yellow, suffix **.../MYF**, Terracotta, suffix **.../TCF**, Conker Brown, suffix **.../CBF**



#### Wooden Frame Finishes for Wooden Four-Legged Stools

Add £0 for Beech, suffix **.../BEL** - Add £38 for Stained Walnut, suffix **.../WAL**, Stained Espresso, suffix **.../ESL**, Stained Wenge, suffix **.../WEL**,  
 Stained Black, suffix **.../BKL**, Stained Grey, suffix **.../GYL** - Add £49 for White, suffix **.../WHL**



### Pablo Options

#### Two-Tone Upholstery Options

Add £57 for Two-Tone Upholstery, suffix **.../TT**

#### Fabric Selection Reference



When multiple fabric bands are specified, the unit price will reflect the highest fabric band requested.

#### Matching Chair



See page 412



# Vegas

## Stools



Vegas displays an appealing quality of strength and luxury, earning itself a powerful status in leisure and breakout environments. The seat features a higher backrest than most bar and breakout stools, providing users with a satisfying support, especially when seated for longer periods as workspaces become more agile, with employees opting to use non-conventional work areas.



# Vegas

## Stools

**Wooden Four-Legged:** Upholstered seat/back - CMHR foam - Integrated footrest - Seven wood finishes on wooden four-legged stools - Protective felt feet  
Optional two-tone upholstery



### Wooden Four-Legged Stool with Upholstered Seat/Back

570w x 560d x 1090h x 795sh

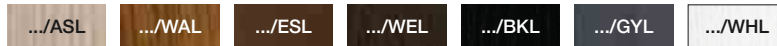
VEGST... £682

<input checked="" type="radio"/> Upholstered Stool: Groups 1-7 and Leather	Add £0 for Group 1	Add £26 for Group 2	Add £56 for Group 3	Add £85 for Group 4
	Add £116 for Group 5	Add £157 for Group 6	Add £267 for Group 7	Add £303 for Leather

### Vegas Finishes

#### Wooden Frame Finishes

Add £0 for Ash, suffix **.../ASL** - Add £56 for Stained Walnut, suffix **.../WAL**, Stained Espresso, suffix **.../ESL**, Stained Wenge, suffix **.../WEL**, Stained Black, suffix **.../BKL**, Stained Grey, suffix **.../GYL** - Add £70 for White, suffix **.../WHL**




### Vegas Options

#### Two-Tone Upholstery Options

Add £60 for Two-Tone Upholstery, suffix **.../TT**

### Fabric Selection Reference



When multiple fabric bands are specified, the unit price will reflect the highest fabric band requested.

# Ritz

Stools



Designed by Zoran Jedrejčić, Ritz's archetypically simple form is unobtrusive and humble in delivering a solution for spaces with varying surface heights. It's design provides an exceptionally stable and light stool, suitable for diverse environments whilst retaining their original character.



# Ritz

## Stools

**Wooden Four-Legged:** Designed by Zoran Jedrejčić - Bar, counter and low height - Upholstered seat - Integrated footrest  
 Seven wood finishes on four-legged stools - Protective felt feet

 Qualifies for Chair in a Box Delivery Service, see page 11



**Wooden Four-Legged Bar Stool  
with Upholstered Seat**  
410w x 440d x 740h

**RITBUS...** ————— £608



**Wooden Four-Legged Counter Stool  
with Upholstered Seat**  
410w x 400d x 640h

**RITCUS...** ————— £596



**Wooden Four-Legged Low Stool  
with Upholstered Seat**  
410w x 370d x 450h

**RITLUS...** ————— £541

**Upholstered Stool:**  
**Groups 1-7 and Leather**      Add £0 for Group 1   - Add £13 for Group 2   - Add £30 for Group 3   - Add £45 for Group 4  
    Add £61 for Group 5   - Add £80 for Group 6   - Add £119 for Group 7   - Add £119 for Leather

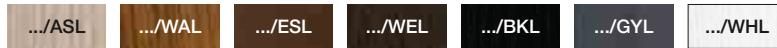
### Ritz Finishes

#### Wooden Frame Finishes for Counter and Bar Stools

Add £0 for Ash, suffix **.../ASL** - Add £61 for Stained Walnut, suffix **.../WAL**, Stained Espresso, suffix **.../ESL**, Stained Wenge, suffix **.../WEL**,  
 Stained Black, suffix **.../BKL**, Stained Grey, suffix **.../GYL** - Add £77 for White, suffix **.../WHL**

#### Wooden Frame Finishes for Low Stools

Add £0 for Ash, suffix **.../ASL** - Add £41 for Stained Walnut, suffix **.../WAL**, Stained Espresso, suffix **.../ESL**, Stained Wenge, suffix **.../WEL**,  
 Stained Black, suffix **.../BKL**, Stained Grey, suffix **.../GYL** - Add £52 for White, suffix **.../WHL**



# Bill


## Stools



The Bill stool offers superior comfort with the ergonomically moulded polypropylene shell without detracting from the minimal form of the design. The stool versatility is compounded by the choice of an ash, walnut, espresso, wenge, black, grey or white wooden base and finished with the choice of sixteen exciting plastic shell colours or upholstered in your choice of fabric. Together these options offer a solution to numerous interiors and design requirements, in a number of environments.



**Wooden Four-Legged:** Sixteen plastic shell finishes - Plastic shell or fully upholstered - High quality robust construction - 100% polypropylene shell - CMHR foam integrated footrest - Seven solid wood finishes on wooden four-legged stools - Protective feet - Optional two-tone upholstery and contrasting buttons

 One-week lead time on non-upholstered versions



**Wooden Four-Legged Stool with Plastic Shell**

470w x 520d x 1035h x 745sh

**BILST...** ————— £429



**Wooden Four-Legged Stool with Upholstered Seat/Back**

480w x 530d x 1060h x 755sh

**BILSTUP...** ————— £539

**Upholstered Stool:  
Groups 1-7 and Leather**

Add £0 for Group 1 - Add £27 for Group 2 - Add £55 for Group 3 - Add £81 for Group 4  
Add £111 for Group 5 - Add £151 for Group 6 - Add £221 for Group 7 - Add £268 for Leather

## Bill Finishes

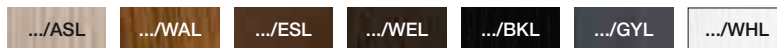
**Plastic Shell Finishes** - *Not available on fully upholstered chair*

Add £0 for Dark Grey, suffix **.../DG**, Teal, suffix **.../TL**, Olive Green, suffix **.../OV**, Praline, suffix **.../PL**, Rose, suffix **.../RS**, Terracotta, suffix **.../TC**, Black, suffix **.../BK**, Blue, suffix **.../BU**, Green, suffix **.../GN**, Light Grey, suffix **.../LG**, Orange, suffix **.../OG**, Pink, suffix **.../PK**, Red, suffix **.../RD**, Sage, suffix **.../SG**, Taupe, suffix **.../TP**, White, suffix **.../WH**



## Wooden Frame Finishes

Add £0 for Ash, suffix **.../ASL** - Add £61 for Stained Walnut, suffix **.../WAL**, Stained Espresso, suffix **.../ESL**, Stained Wenge, suffix **.../WEL**, Stained Black, suffix **.../BKL**, Stained Grey, suffix **.../GYL** - Add £77 for White, suffix **.../WHL**



## Bill Options

### Two-Tone Upholstery Options

Add £50 for Two-Tone Upholstery, suffix **.../TT**  
Add £19 for Single Colour Contrasting Buttons, suffix **.../CB**

### Fabric Selection Reference



When multiple fabric bands are specified, the unit price will reflect the highest fabric band requested.

### Matching Chair



See page 431

# Bob

Stools




The design of Bob delivers an ultra-stylish and iconic frame that has proved itself as an industry favourite for some time. A tall, wooden leg frame with black steel interlocking detail supports the same ergonomically moulded polypropylene shell as our Bill and Ben ranges, providing superior comfort without detracting from the minimal form of the design.



# Bob Stools

1 Week Lead Time for Non-Upholstered  
3 Week Lead Time for Upholstered

**Wooden Four-Legged:** Sixteen plastic shell finishes - Plastic shell or fully upholstered - 100% polypropylene shell - CMHR foam - Integrated footrest  
Seven wood finishes with rounded profile on wooden four-legged stools - Protective feet - Optional two-tone upholstery and contrasting buttons

 One-week lead time on non-upholstered versions



**Wooden Four-Legged Stool with Plastic Shell**

520w x 515d x 1085h x 755sh

**BOBST...** ———— £268

**Wooden Four-Legged Stool with Upholstered Seat/Back**

530w x 525d x 1110h x 765sh

**BOBSTUP...** ———— £378

**Upholstered Stool:  
Groups 1-7 and Leather**

Add £0 for Group 1 - Add £27 for Group 2 - Add £55 for Group 3 - Add £81 for Group 4  
Add £111 for Group 5 - Add £151 for Group 6 - Add £221 for Group 7 - Add £268 for Leather

## Bob Finishes

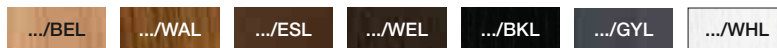
**Plastic Shell Finishes** - *Not available on fully upholstered chair*

Add £0 for Dark Grey, suffix **.../DG**, Teal, suffix **.../TL**, Olive Green, suffix **.../OV**, Praline, suffix **.../PL**, Rose, suffix **.../RS**, Terracotta, suffix **.../TC**, Black, suffix **.../BK**, Blue, suffix **.../BU**, Green, suffix **.../GN**, Light Grey, suffix **.../LG**, Orange, suffix **.../OG**, Pink, suffix **.../PK**, Red, suffix **.../RD**, Sage, suffix **.../SG**, Taupe, suffix **.../TP**, White, suffix **.../WH**



## Wooden Frame Finishes

Add £0 for Beech, suffix **.../BEL** - Add £47 for Stained Walnut, suffix **.../WAL**, Stained Espresso, suffix **.../ESL**, Stained Wenge, suffix **.../WEL**, Stained Black, suffix **.../BKL**, Stained Grey, suffix **.../GYL** - Add £64 for White, suffix **.../WHL**



## Bob Options

### Two-Tone Upholstery Options

Add £50 for Two-Tone Upholstery, suffix **.../TT**  
Add £19 for Single Colour Contrasting Buttons, suffix **.../CB**

### Fabric Selection Reference



When multiple fabric bands are specified, the unit price will reflect the highest fabric band requested.



# Aura

## Stools



Aura possesses an authentic sense of nature with its high-quality solid beech wooden frame, available in seven wood stain finishes. For user comfort and personalisation, the seat features an upholstered CMHR foam seat pad. The multi-purpose chair carries the same wooden frame for use in breakout spaces and dining environments.



# Aura

## Stools

**Wooden Four-Legged:** Upholstered seat pad - CMHR foam - Integrated footrest - Seven wood finishes on wooden four-legged chairs

 Qualifies for Chair in a Box Delivery Service, see page 11



### Wooden Four-Legged Stool with Upholstered Seat

445w x 480d x 995h x 785sh

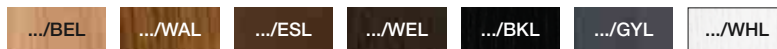
**AURST...** £472

<input checked="" type="radio"/> <b>Upholstered Stool: Groups 1-7 and Leather</b>	Add £0 for Group 1	- Add £14 for Group 2	- Add £28 for Group 3	- Add £43 for Group 4
	Add £59 for Group 5	- Add £77 for Group 6	- Add £114 for Group 7	- Add £124 for Leather

### Aura Finishes

#### Wooden Frame Finishes

Add £0 for Beech, suffix **.../BEL** - Add £61 for Stained Walnut, suffix **.../WAL**, Stained Espresso, suffix **.../ESL**, Stained Wenge, suffix **.../WEL**, Stained Black, suffix **.../BKL**, Stained Grey, suffix **.../GYL** - Add £77 for White, suffix **.../WHL**



#### Matching Chair



See page 431

# Perch

## Stools



Perch is a new addition to the stool portfolio, offering a modern design with a range of options. Perch can be personalised in your choice of fabric and has the option to add a two-tone upholstery to the seat. The four-legged wooden stool is available in a choice of seven wooden finishes including, beech, walnut, espresso, wenge, black, grey or white. Perch is a stool suitable for a variety of environments and applications.



# Perch

## Stools

**Wooden Four-Legged:** Bar or counter height - Upholstered seat - Integrated footrest - Seven wood finishes on wooden four-legged stools  
Optional two-tone upholstery and deep buttoning

Qualifies for Chair in a Box Delivery Service, see page 11



**Wooden Four-Legged Bar Stool  
with Upholstered Seat**  
400w x 400d x 765h

**PERST...** £331



**Wooden Four-Legged Counter Stool  
with Upholstered Seat**  
380w x 380d x 640h

**PERSTC...** £331


**Upholstered Stool:  
Groups 1-7 and Leather**

Add £0 for Group 1 - Add £19 for Group 2 - Add £40 for Group 3 - Add £60 for Group 4  
Add £77 for Group 5 - Add £102 for Group 6 - Add £155 for Group 7 - Add £188 for Leather

### Perch Finishes

#### Wooden Frame Finishes

Add £0 for Beech, suffix **.../BEL** - Add £49 for Stained Walnut, suffix **.../WAL**, Stained Espresso, suffix **.../ESL**, Stained Wenge, suffix **.../WEL**,  
Stained Black, suffix **.../BKL**, Stained Grey, suffix **.../GYL** - Add £54 for White, suffix **.../WHL**



### Perch Options

#### Two-Tone Upholstery Options

Add £28 for Group 1, suffix **.../TT1** - Add £34 for Group 2, suffix **.../TT2** - Add £41 for Group 3, suffix **.../TT3** - Add £48 for Group 4, suffix **.../TT4**  
Add £57 for Group 5, suffix **.../TT5** - Add £65 for Group 6, suffix **.../TT6** - Add £85 for Group 7, suffix **.../TT7**

#### Single Colour Contrasting Button Options

Add £46 for Single Colour Contrasting Buttons, suffix **.../CB**

#### Fabric Selection Reference



A: Seat  
B: Side Panel  
C: Button

When multiple fabric bands are specified, the unit price will reflect the highest fabric band requested.

#### Deep Buttoning



**.../CB**

# Halo

## Stools



Designed in Padua, Italy, Halo delivers a joyful stool, blending aesthetics and technique to create an exciting solution suited to the modern workplace. With a choice of six colour finishes and three height variations, these stools were thoughtfully designed to bring an exciting pop of colour to any environment.



# Halo

## Stool

Available on a 1 Week Lead Time

**Wooden Four-Legged:** Upholstered seatpad - Polypropylene shell and footring - Integrated footrest - Six plastic shell finishes  
Seven wood finishes on wooden four-legged stools - Protective feet

One-week lead time on selected fabrics, see page 18-20

Qualifies for Chair in a Box Delivery Service, see page 11



**Wooden Four-Legged Bar Stool with Upholstered Seat**  
405w x 405d x 775h

HALSTH... £295



**Wooden Four-Legged Counter Stool with Upholstered Seat**  
405w x 405d x 640h

HALSTC... £295



**Wooden Four-Legged Low Stool with Upholstered Seat**  
360w x 360d x 480h

HALSTL... £252

<input checked="" type="radio"/> Upholstered Seat: Groups 1-7 and Leather	Add £0 for Group 1	- Add £16 for Group 2	- Add £34 for Group 3	- Add £51 for Group 4
	Add £68 for Group 5	- Add £89 for Group 6	- Add £134 for Group 7	- Add £148 for Leather

### Halo Finishes

#### Plastic Shell Finishes

Add £0 for Dark Grey, suffix **.../DG**, Blue, suffix **.../BU**, Green, suffix **.../GN**, Red, suffix **.../RD**, White, suffix **.../WH**, Yellow, suffix **.../YE**

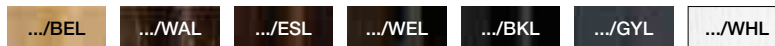


#### Wooden Frame Finishes for Bar and Counter Stools

Add £0 for Beech, suffix **.../BEL** - Add £48 for Stained Walnut, suffix **.../WAL**, Stained Espresso, suffix **.../ESL**, Stained Wenge, suffix **.../WEL**, Stained Black, suffix **.../BKL**, Stained Grey, suffix **.../GYL** - Add £58 for White, suffix **.../WHL**

#### Wooden Frame Finishes for Low Stools

Add £0 for Beech, suffix **.../BEL** - Add £32 for Stained Walnut, suffix **.../WAL**, Stained Espresso, suffix **.../ESL**, Stained Wenge, suffix **.../WEL**, Stained Black, suffix **.../BKL**, Stained Grey, suffix **.../GYL** - Add £41 for White, suffix **.../WHL**



# Mario

## Stools



Active sitting offers a wide range of benefits including promoting core muscle strength, encouraging blood circulation and subsequently burning calories, all while seated. Mario supports these healthier lifestyle changes in the workplace, with ergonomic features including height adjustment, a cushioned seatpad and non-slip base. With a choice of six colour finishes, these stools have been thoughtfully designed to bring an exciting pop of colour to agile workspaces.



# Mario

Stool

4 Week Lead Time

**Height Adjustable Active:** Upholstered seatpad - Polypropylene shell - 360° seat pad dual direction swivel motion - ±20° tilt from vertical axis  
Dual push button height adjustment - ±180mm height adjustment - Anti-noise and anti-slip rubberised base - Seven plastic shell finishes

 Qualifies for Chair in a Box Delivery Service, see page 11



**Height Adjustable Active Stool with Upholstered Seat**  
350w x 350d x 730h



**MARST...**

£272

<input checked="" type="radio"/> Upholstered Seat: Groups 1-7 and Leather	Add £0 for Group 1	- Add £16 for Group 2	- Add £34 for Group 3	- Add £51 for Group 4
	Add £68 for Group 5	- Add £89 for Group 6	- Add £134 for Group 7	- Add £148 for Leather

## Mario Finishes

### Plastic Shell Finishes

Add £0 for Dark Grey, suffix .../DG, Blue, suffix .../BU, Green, suffix .../GN, Red, suffix .../RD, White, suffix .../WH, Yellow, suffix .../YE





# Milo

Visitor and Lounge Seating



Designed in Italy by Paolo Orlandini, Milo delivers an elegant and comfortable seating solution for reception lobbies and relaxation areas. The lounge variant features a two-piece seat and high backrest, with synchronised mechanism delivering supreme comfort as the back and seat move independently.



# Milo

## Visitor and Lounge Seating

**Four-Star Swivel:** High backed chair - Upholstered two-piece seat and back/arms with integrated headrest - Synchronised mechanism - Injected foam shell  
Polished aluminium base as standard on four-star swivel chairs - Optional two-tone upholstery

The dimensions of the new seating items below are subject to change.


 Qualifies for Chair in a Box Delivery Service, see page 11



**High Back Four-Star Swivel  
Lounge Chair with Upholstered  
Seat and Back/Arms**

760w x 790d x 1190h x 510sh

 **MILLHB4S** — £1799

 <b>Upholstered Lounge Chair: Groups 1-7 and Leather</b>	Add £0 for Group 1	- Add £69 for Group 2	- Add £147 for Group 3	- Add £227 for Group 4
	Add £310 for Group 5	- Add £423 for Group 6	- Add £678 for Group 7	- Add £824 for Leather

### Milo Finishes

#### Base Finishes

Add £0 for Polished Aluminium (Standard)  
Add £26 for Black Painted, suffix **.../BB**


**.../BB**

### Milo Options

#### Two-Tone Upholstery Options

Add £62 for Two-Tone Upholstery, suffix **.../TT**

#### Fabric Selection Reference



When multiple fabric bands are specified, the unit price will reflect the highest fabric band requested.

#### Meeting Seating



See page 371

# Elipsa

Visitor and Lounge Seating



Elipsa provides a deceptively generous and extremely comfortable sit. Elipsa is sure to enhance any leisure or visitor environment with its noticeable elegance and luxury, it is equally suited to conference, breakout or meeting areas. This range is available with a high, medium or low backrest, with various base options, making it a truly versatile chair. The option of an upholstered footstool and headrest further adds to the impressive look of Elipsa.



# Elipsa

## Visitor and Lounge Seating

**Visitor and Lounge:** Choice of three bases and footstool - High, medium or low back - Upholstered seat/back/arms/headrest - Injected foam  
Seven wood finishes on wooden four-legged and wooden pyramid swivel chairs - Polished base as standard on four-star swivel chairs  
Optional headrest and contrasting seat pad



**High Back Wooden Four-Legged Chair with Upholstered Seat/Back/Arms/Headrest**  
710w x 890d x 1270h x 485sh

**ELIHBWL...** — £1,703  
Standard



**High Back Wooden Pyramid Swivel Chair with Upholstered Seat/Back/Arms/Headrest**  
850w x 910d x 1285h x 500sh

**ELIHBSWWL...** — £1,453  
Standard

**ELIHBSWWL/TM...** £1,492  
Tilt Mechanism



**High Back Polished Four-Star Swivel Chair with Upholstered Seat/Back/Arms/Headrest**  
740w x 890d x 1260h x 475sh

**ELIHBSW** — £1,319  
Standard

**ELHBSW/TM** — £1,358  
Tilt Mechanism

**High Back Lounge Chair: Groups 1-7 and Leather**    Add £0 for Group 1    -    Add £69 for Group 2    -    Add £147 for Group 3    -    Add £227 for Group 4  
Add £310 for Group 5    -    Add £423 for Group 6    -    Add £678 for Group 7    -    Add £824 for Leather



**Medium Back Wooden Four-Legged Chair with Upholstered Seat/Back/Arms**  
710w x 850d x 1030h x 485sh

**ELIMBWL...** — £1,638  
Standard



**Medium Back Wooden Pyramid Swivel Chair with Upholstered Seat/Back/Arms**  
850w x 860d x 1045h x 500sh

**ELIMBSWWL...** — £1,388  
Standard

**ELIMBSWWL/TM...** £1,427  
Tilt Mechanism



**Medium Back Polished Four-Star Swivel Chair with Upholstered Seat/Back/Arms**  
740w x 810d x 1030h x 475sh

**ELIMBSW** — £1,254  
Standard

**ELIMBSW/TM** — £1,293  
Tilt Mechanism

**Medium Back Lounge Chair: Groups 1-7 and Leather**    Add £0 for Group 1    -    Add £61 for Group 2    -    Add £130 for Group 3    -    Add £204 for Group 4  
Add £275 for Group 5    -    Add £376 for Group 6    -    Add £600 for Group 7    -    Add £763 for Leather



**Low Back Wooden Pyramid Swivel Chair with Upholstered Seat/Back/Arms**  
750w x 850d x 870h x 500sh

**ELILBSWWL...** — £1,306  
Standard

**ELILBSWWL/TM...** £1,345  
Tilt Mechanism



**Low Back Polished Four-Star Swivel Chair with Upholstered Seat/Back/Arms**  
740w x 750d x 855h x 475sh

**ELILBSW** — £1,172  
Standard

**ELILBSW/TM** — £1,211  
Tilt Mechanism



**Footstool with Upholstered Seat**  
600w x 440d x 430h x 400sh

**ELIFS** — £491

**Low Back Lounge Chair: Groups 1-7 and Leather**    Add £0 for Group 1    -    Add £54 for Group 2    -    Add £113 for Group 3    -    Add £177 for Group 4  
Add £238 for Group 5    -    Add £323 for Group 6    -    Add £520 for Group 7    -    Add £637 for Leather

**Footstool: Groups 1-7 and Leather**    Add £0 for Group 1    -    Add £33 for Group 2    -    Add £70 for Group 3    -    Add £109 for Group 4  
Add £145 for Group 5    -    Add £198 for Group 6    -    Add £297 for Group 7    -    Add £371 for Leather

# Elipsa

## Visitor and Lounge Seating

**Visitor and Lounge:** Choice of three bases and footstool - High, medium or low back - Upholstered seat/back/arms/headrest - Injected foam  
Seven wood finishes on wooden four-legged and wooden pyramid swivel chairs - Polished base as standard on four-star swivel chairs  
Optional headrest and contrasting seat pad

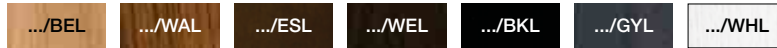
### Elipsa Finishes

#### Wooden Frame Finishes for Wooden Four-Legged Chairs

Add £0 for Beech, suffix **.../BEL** - Add £58 for Stained Walnut, suffix **.../WAL**, Stained Espresso, suffix **.../ESL**, Stained Wenge, suffix **.../WEL**, Stained Black, suffix **.../BKL**, Stained Grey, suffix **.../GYL** - Add £79 for White, suffix **.../WHL**

#### Wooden Frame Finishes for Wooden Pyramid Swivel Chairs

Add £0 for Beech, suffix **.../BEL** - Add £40 for Stained Walnut, suffix **.../WAL**, Stained Espresso, suffix **.../ESL**, Stained Wenge, suffix **.../WEL**, Stained Black, suffix **.../BKL**, Stained Grey, suffix **.../GYL** - Add £58 for White, suffix **.../WHL**



### Elipsa Options

#### Tilt Options

Tilt Mechanism Plate, suffix **.../TM**, see page 475 for prices

#### Base Options for Polished Four-Star Swivel Chairs

Add £16 for Black Four-Star Base, suffix **.../B4S**

#### Headrest Options for High Back Chairs

Add £164 for Group 1, suffix **.../SH1** - Add £169 for Group 2, suffix **.../SH2** - Add £176 for Group 3, suffix **.../SH3** - Add £183 for Group 4, suffix **.../SH4**  
Add £191 for Group 5, suffix **.../SH5** - Add £200 for Group 6, suffix **.../SH6** - Add £213 for Group 7, suffix **.../SH7** - Add £221 for Leather, suffix **.../SHL**

#### Contrasting Seat Pad Options for Chairs

Add £42 for Contrasting Seat Pad, suffix **.../CSP**

#### Two-Tone Upholstery Options for Footstool

Add £42 for Footstool with Two-Tone Upholstery, suffix **.../CFP**

#### Base Options




**.../B4S**

#### Headrest Options



**.../SH...**

#### Fabric Selection Reference



When multiple fabric bands are specified, the unit price will reflect the highest fabric band requested.

#### Fabric Selection Reference



When multiple fabric bands are specified, the unit price will reflect the highest fabric band requested.

#### Matching Coffee Table



See page 214

#### Complementing Coffee Table



See page 215

# Ovo

## Visitor and Lounge Seating



Ovo is a luxury collection of seating, offered on multiple base models, to deliver a solution for varying interiors. The overall contour of the chair is warming and elegant, and each curve is based on the curve of the human body. A generous proportioned lounge chair is offered on three bases, making it suitable for reception and breakout areas.



# Ovo

## Visitor and Lounge Seating

**Lounge:** Upholstered seat/back/arms - Injection foam shell - 11 metal frame finishes on metal four-legged chairs  
Seven wood finishes on wooden four-legged chairs - Polished aluminium base on four-star swivel chairs as standard - Optional two-tone upholstery

The dimensions of the new seating items below are subject to change.

 Qualifies for Chair in a Box Delivery Service, see page 11



**Metal Four-Legged Lounge Chair with Upholstered Seat/Back/Arms**

740w x 730d x 840h x 420sh

 **OVOL** ————— £899



**Wooden Four-Legged Lounge Chair with Upholstered Seat/Back/Arms**

740w x 730d x 840h x 420sh

 **OVOLWL...** ————— £1,099




**Four-Star Swivel Lounge Chair with Upholstered Seat/Back/Arms**

740w x 730d x 855h x 435sh

 **OVOL4S** ————— £1,089  
Standard

 **OVOL4S/TM** ————— £1,128  
Tilt Mechanism

	<b>Upholstered Chair with Arms: Groups 1-7 and Leather</b>	Add £0 for Group 1	- Add £54 for Group 2	- Add £113 for Group 3	- Add £177 for Group 4
		Add £238 for Group 5	- Add £323 for Group 6	- Add £520 for Group 7	- Add £637 for Leather

### Ovo Finishes

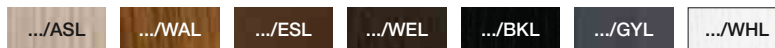
#### Metal Frame Finishes for Metal Four-Legged Chairs

Add £0 for Silver, suffix **.../SF**, Black Graphite, suffix **.../BGF**, White, suffix **.../WF**  
Add £36 for Black, suffix **.../BF**, Praline, suffix **.../PLF**, Olive Green, suffix **.../OVF**, Atlantic Blue, suffix **.../ABF**, Sapphire Blue, suffix **.../SBF**, Mustard Yellow, suffix **.../MYF**, Terracotta, suffix **.../TCF**, Conker Brown, suffix **.../CBF**



#### Wooden Frame Finishes for Wooden Four-Legged Chairs

Add £0 for Beech, suffix **.../BEL** - Add £50 for Stained Walnut, suffix **.../WAL**, Stained Espresso, suffix **.../ESL**, Stained Wenge, suffix **.../WEL**, Stained Black, suffix **.../BKL**, Stained Grey, suffix **.../GYL** - Add £70 for White, suffix **.../WHL**



#### Base Finishes for Four-Star Swivel Chairs

Add £0 for Polished Aluminium (Standard)  
Add £26 for Black Painted, suffix **.../BB**



### Ovo Options


#### Tilt Options

Tilt Mechanism Plate, suffix **.../TM**, see page above for prices

#### Two-Tone Upholstery Options

Add £62 for Two-Tone Upholstery, suffix **.../TT**

#### Fabric Selection Reference



When multiple fabric bands are specified, the unit price will reflect the highest fabric band requested.

#### Matching Chair



See page 414

#### Matching Stool



See page 439

# Fusion

Visitor and Lounge Seating



Fusion offers an extremely pleasant solution for use in visitor and breakout environments. Available with a choice of four bases, the fully upholstered lounge chair avoids complex details or decorative excesses and instead focusses on delivering elegance and sophistication.





# Fusion

## Visitor and Lounge Seating

**Wooden Four-Legged and Wooden Four-Star Pyramid:** Upholstered seat/back and arms - Injected foam shell  
Seven wood finishes for wooden four-legged and wooden four-star pyramid chairs - Optional two-tone upholstery

The dimensions of the new seating items below are subject to change.

 Qualifies for Chair in a Box Delivery Service, see page 11



**Wooden Four-Legged Lounge Chair with Upholstered Seat/Back/Arms**

750w x 700d x 730h x 430sh

**FUSLWL** — £1,055



**Wooden Four-Legged Open Back Lounge Chair with Upholstered Seat/Back/Arms**

750w x 700d x 730h x 430sh

**FUSLOWL** — £1,055



**Wooden Four-Star Pyramid Lounge Chair with Upholstered Seat/Back/Arms**

750w x 700d x 820h x 520sh

**FUSLSWWL** — £1,099



**Wooden Four-Star Pyramid Open Back Lounge Chair with Upholstered Seat/Back/Arms**

750w x 700d x 820h x 520sh

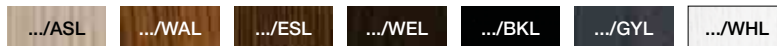
**FUSLOSWWL** — £1,099

**Upholstered Lounge Chair: Groups 1-7 and Leather**      Add £0 for Group 1   -   Add £54 for Group 2   -   Add £113 for Group 3   -   Add £177 for Group 4  
Add £238 for Group 5   -   Add £323 for Group 6   -   Add £520 for Group 7   -   Add £637 for Leather

### Fusion Finishes

#### Wooden Frame Finishes for Wooden Four-Legged and Four-Star Pyramid Chairs

Add £0 for Ash, suffix **.../ASL** - Add £40 for Stained Walnut, suffix **.../WAL**, Stained Espresso, suffix **.../ESL**, Stained Wenge, suffix **.../WEL**, Stained Black, suffix **.../BKL**, Stained Grey, suffix **.../GYL** - Add £58 for White, suffix **.../WHL**



### Fusion Options

#### Two-Tone Upholstery Options

Add £57 for Two-Tone Upholstery, suffix **.../TT**

### Fabric Selection Reference

A: Seat  
B: Inner/Outer Shell



When multiple fabric bands are specified, the unit price will reflect the highest fabric band requested.

# Fusion

## Visitor and Lounge Seating

**Four-Star Swivel:** Upholstered seat/back and arms - Injected foam shell - Polished aluminium base as standard on four-star swivel chairs  
Optional two-tone upholstery

The dimensions of the new seating items below are subject to change.

 Qualifies for Chair in a Box Delivery Service, see page 11



**Four-Star Swivel Lounge Chair with Upholstered Seat/Back/Arms**

745w x 735d x 755h x 425sh

**FUSL4S1** — £1,089



**Four-Star Swivel Open Back Lounge Chair with Upholstered Seat/Back/Arms**

745w x 735d x 755h x 425sh

**FUSLO4S1** — £1,089



**Four-Star Swivel Lounge Chair with Upholstered Seat/Back/Arms**

745w x 735d x 755h x 425sh

**FUSL4S2** — £1,019



**Four-Star Swivel Open Back Lounge Chair with Upholstered Seat/Back/Arms**

745w x 735d x 755h x 425sh

**FUSLO4S2** — £1,019

<input type="radio"/> <b>Upholstered Lounge Chair: Groups 1-7 and Leather</b>	Add £0 for Group 1	- Add £54 for Group 2	- Add £113 for Group 3	- Add £177 for Group 4
	Add £238 for Group 5	- Add £323 for Group 6	- Add £520 for Group 7	- Add £637 for Leather

### Fusion Finishes

#### Base Finishes for Four-Star Swivel 1 Chairs

Add £0 for Polished Aluminium (Standard)  
Add £26 for Black Painted, suffix **.../B4S**

**.../B4S**

#### Base Finishes for Four-Star Swivel 2 Chairs

Add £0 for Polished Aluminium (Standard)  
Add £20 for Black Painted, suffix **.../B4S**

**.../B4S**

### Fusion Options

#### Two-Tone Upholstery Options

Add £57 for Two-Tone Upholstery, suffix **.../TT**

### Fabric Selection Reference

A: Seat  
B: Inner/Outer Shell



When multiple fabric bands are specified, the unit price will reflect the highest fabric band requested.

# Cascara

Visitor and Lounge Seating



Cascara is a classical and beautifully crafted lounge chair that radiates style, standing out from the crowd at first glance. Its smooth lines and generous proportions deliver outstanding comfort. The Cascara family consists of a high back and medium back chair with a choice of white lacquered outer shell, walnut veneered outer shell or a fully upholstered variant, each available on a choice of six different base options, some of which include an optional integrated tilt mechanism, further increasing the chairs functionality and comfort. In addition, the Cascara family includes a bespoke footstool complementing the subtle lines and finish options. Cascara's distinctive profile is ideally suited to executive lounges, hotels, breakout areas, boardrooms and whole host of other applications.



# Cascara

## Visitor and Lounge Seating

**Visitor and Lounge:** Choice of six bases - High or medium back - Upholstered seat, back and headrest - White lacquered outer shell - Moulded plywood shell CMHR foam - Polished four-star base as standard on four-star swivel chairs - Seven wood finishes on wooden four-legged, wooden pyramid swivel and rocker chairs Eleven metal frame finishes on rocker and sled chairs - Optional tilt mechanism, two-tone upholstery and deep buttoning

**Certifications:** Swivel Chairs (CASHBSWWH / CASSWWH): BS EN 16139:2013 - BS EN 1728:2012 - BS EN 1022:2005 - BS EN 1335-3:2009  
Wooden Frame Chairs (CASHBWLWH / CASWLWH): BS EN 16139:2013 - BS EN 1728:2012 - BS EN 1022:2005

Qualifies for Chair in a Box Delivery Service, see page 11



**High Back Chrome Swivel Chair with Upholstered Seat, Back and Headrest and White Moulded Shell**

730w x 730d x 1030h x 425sh

**CASHBSWWH** — £1,377  
Standard

**CASHBSWWH/TM** £1,444  
Tilt Mechanism



**Medium Back Chrome Swivel Chair with Upholstered Seat and Back and White Moulded Shell**

730w x 730d x 810h x 425sh

**CASSWWH** — £1,207  
Standard

**CASSWWH/TM** — £1,274  
Tilt Mechanism



**High Back Four-Star Swivel Chair with Upholstered Seat, Back and Headrest and White Moulded Shell**

740w x 740d x 1045h x 440sh

**CASHB4SWH** — £1,323  
Standard

**CASHB4SWH/TM** £1,390  
Tilt Mechanism



**Medium Back Four-Star Swivel Chair with Upholstered Seat and Back and White Moulded Shell**

740w x 740d x 825h x 440sh

**CAS4SWH** — £1,153  
Standard

**CAS4SWH/TM** — £1,220  
Tilt Mechanism



**High Back Wooden Four-Legged Chair with Upholstered Seat, Back and Headrest and White Moulded Shell**

630w x 680d x 1050h x 445sh

**CASHBWLWH...** — £1,377  
Standard



**Medium Back Wooden Four-Legged Chair with Upholstered Seat and Back and White Moulded Shell**

630w x 640d x 830h x 445sh

**CASWLWH...** — £1,207  
Standard



**High Back Wooden Pyramid Swivel Chair with Upholstered Seat, Back and Headrest and White Moulded Shell**

750w x 750d x 1035h x 475sh

**CASHBSWWLWH...** £1,498  
Standard

**CASHBSWWLWH/TM...** £1,565  
Tilt Mechanism



**Medium Back Wooden Pyramid Swivel Chair with Upholstered Seat and Back and White Moulded Shell**

750w x 750d x 815h x 475sh

**CASSWWLWH...** — £1,329  
Standard

**CASSWWLWH/TM...** £1,396  
Tilt Mechanism



**High Back Rocker Chair with Upholstered Seat, Back and Headrest and White Moulded Shell**

630w x 700d x 1050h x 445sh

**CASHBRBWH...** — £1,393  
Standard



**Medium Back Rocker Chair with Upholstered Seat and Back and White Moulded Shell**

630w x 700d x 830h x 445sh

**CASRBWH...** — £1,224  
Standard



**High Back Sled Chair with Upholstered Seat, Back and Headrest and White Moulded Shell**

630w x 700d x 1050h x 445sh

**CASHBSBWH...** — £1,193  
Standard



**Medium Back Sled Chair with Upholstered Seat and Back and White Moulded Shell**

630w x 700d x 830h x 445sh

**CASSBWH...** — £1,023  
Standard

<b>High Back Upholstered: Groups 1-7 and Leather</b>	Add £0 for Group 1 Add £137 for Group 5	- Add £31 for Group 2 - Add £182 for Group 6	- Add £66 for Group 3 - Add £275 for Group 7	- Add £101 for Group 4 - Add £339 for Leather
<b>Medium Back Upholstered: Groups 1-7 and Leather</b>	Add £0 for Group 1 Add £117 for Group 5	- Add £28 for Group 2 - Add £158 for Group 6	- Add £58 for Group 3 - Add £238 for Group 7	- Add £88 for Group 4 - Add £293 for Leather

# Cascara

## Visitor and Lounge Seating

**Visitor and Lounge:** Choice of six bases - High or medium back - Upholstered seat, back and headrest - Walnut veneered outer shell - Moulded plywood shell CMHR foam - Polished four-star base as standard on four-star swivel chairs - Seven wood finishes on wooden four-legged, wooden pyramid swivel and rocker chairs Eleven metal frame finishes on rocker and sled chairs - Optional tilt mechanism, two-tone upholstery and deep buttoning

**Certifications:** Swivel Chairs (CASHBSWWA / CASSWWA): BS EN 16139:2013 - BS EN 1728:2012 - BS EN 1022:2005 - BS EN 1335-3:2009  
Wooden Frame Chairs (CASHBWLWA / CASWLWA): BS EN 16139:2013 - BS EN 1728:2012 - BS EN 1022:2005

Qualifies for Chair in a Box Delivery Service, see page 11



**High Back Chrome Swivel Chair with Upholstered Seat, Back and Headrest and Walnut Moulded Shell**

730w x 730d x 1030h x 425sh

**CASHBSWWA** — £1,377  
Standard

**CASHBSWWA/TM** £1,444  
Tilt Mechanism



**Medium Back Chrome Swivel Chair with Upholstered Seat and Back and Walnut Moulded Shell**

730w x 730d x 810h x 425sh

**CASSWWA** — £1,207  
Standard

**CASSWWA/TM** — £1,274  
Tilt Mechanism



**High Back Four-Star Swivel Chair with Upholstered Seat, Back and Headrest and Walnut Moulded Shell**

740w x 740d x 1045h x 440sh

**CASHB4SWA** — £1,323  
Standard

**CASHB4SWA/TM** £1,390  
Tilt Mechanism



**Medium Back Four-Star Swivel Chair with Upholstered Seat and Back and Walnut Moulded Shell**

740w x 740d x 825h x 440sh

**CAS4SWA** — £1,153  
Standard

**CAS4SWA/TM** — £1,220  
Tilt Mechanism



**High Back Wooden Four-Legged Chair with Upholstered Seat, Back and Headrest and Walnut Moulded Shell**

630w x 680d x 1050h x 445sh

**CASHBWLWA...** — £1,377  
Standard



**Medium Back Wooden Four-Legged Chair with Upholstered Seat and Back and Walnut Moulded Shell**

630w x 640d x 830h x 445sh

**CASWLWA...** — £1,207  
Standard



**High Back Wooden Pyramid Swivel Chair with Upholstered Seat, Back and Headrest and Walnut Moulded Shell**

750w x 750d x 1035h x 475sh

**CASHBSWWLWA...** £1,498  
Standard

**CASHBSWWLWA/TM...** £1,565  
Tilt Mechanism



**Medium Back Wooden Pyramid Swivel Chair with Upholstered Seat and Back and Walnut Moulded Shell**

750w x 750d x 815h x 475sh

**CASSWWLWA...** — £1,329  
Standard

**CASSWWLWA/TM...** £1,396  
Tilt Mechanism



**High Back Rocker Chair with Upholstered Seat, Back and Headrest and Walnut Moulded Shell**

630w x 700d x 1050h x 445sh

**CASHBRBWA...** — £1,393  
Standard



**Medium Back Rocker Chair with Upholstered Seat and Back and Walnut Moulded Shell**

630w x 700d x 830h x 445sh

**CASRBWA...** — £1,224  
Standard



**High Back Sled Chair with Upholstered Seat, Back and Headrest and Walnut Moulded Shell**

630w x 700d x 1050h x 445sh

**CASHBSBWA...** — £1,193  
Standard



**Medium Back Sled Chair with Upholstered Seat and Back and Walnut Moulded Shell**

630w x 700d x 830h x 445sh

**CASSBWA...** — £1,023  
Standard

**High Back Upholstered: Groups 1-7 and Leather** Add £0 for Group 1 - Add £31 for Group 2 - Add £66 for Group 3 - Add £101 for Group 4  
Add £137 for Group 5 - Add £182 for Group 6 - Add £275 for Group 7 - Add £339 for Leather

**Medium Back Upholstered: Groups 1-7 and Leather** Add £0 for Group 1 - Add £28 for Group 2 - Add £58 for Group 3 - Add £88 for Group 4  
Add £117 for Group 5 - Add £158 for Group 6 - Add £238 for Group 7 - Add £293 for Leather

# Cascara

## Visitor and Lounge Seating

**Visitor and Lounge:** Choice of six bases - High or medium back - Upholstered seat, back, headrest and shell - Moulded plywood shell - CMHR foam  
 Polished four-star base as standard on four-star swivel chairs - Seven wood finishes on wooden four-legged, wooden pyramid swivel and rocker chairs  
 Eleven metal frame finishes on rocker and sled chairs - Optional tilt mechanism, two-tone upholstery and deep buttoning

**Certifications:** Swivel Chairs (CASHBSWFU / CASSWFU): BS EN 16139:2013 - BS EN 1728:2012 - BS EN 1022:2005 - BS EN 1335-3:2009  
 Wooden Frame Chairs (CASHBWLUFU / CASWLFU): BS EN 16139:2013 - BS EN 1728:2012 - BS EN 1022:2005

Qualifies for Chair in a Box Delivery Service, see page 11



**High Back Chrome Swivel Chair with Upholstered Seat, Back, Headrest and Shell**  
 730w x 730d x 1030h x 425sh

**CASHBSWFU** — £1,207  
 Standard

**CASHBSWFU/TM** — £1,274  
 Tilt Mechanism



**Medium Back Chrome Swivel Chair with Upholstered Seat, Back and Shell**  
 730w x 730d x 810h x 425sh

**CASSWFU** — £1,088  
 Standard

**CASSWFU/TM** — £1,155  
 Tilt Mechanism



**High Back Four-Star Swivel Chair with Upholstered Seat, Back, Headrest and Shell**  
 740w x 740d x 1045h x 440sh

**CASHB4SFU** — £1,153  
 Standard

**CASHB4SFU/TM** — £1,220  
 Tilt Mechanism



**Medium Back Four-Star Swivel Chair with Upholstered Seat, Back and Shell**  
 740w x 740d x 825h x 440sh

**CAS4SFU** — £1,034  
 Standard

**CAS4SFU/TM** — £1,101  
 Tilt Mechanism



**High Back Wooden Four-Legged Chair with Upholstered Seat, Back, Headrest and Shell**  
 630w x 680d x 1050h x 445sh

**CASHBWLUFU...** — £1,207  
 Standard



**Medium Back Wooden Four-Legged Chair with Upholstered Seat, Back and Shell**  
 630w x 640d x 830h x 445sh

**CASWLFU...** — £1,088  
 Standard



**High Back Wooden Pyramid Swivel Chair with Upholstered Seat, Back, Headrest and Shell**  
 750w x 750d x 1035h x 475sh

**CASHBSWWLFU...** — £1,329  
 Standard

**CASHBSWWLFU/TM...** — £1,396  
 Tilt Mechanism



**Medium Back Wooden Pyramid Swivel Chair with Upholstered Seat, Back and Shell**  
 750w x 750d x 815h x 475sh

**CASSWWLFU...** — £1,209  
 Standard

**CASSWWLFU/TM...** — £1,276  
 Tilt Mechanism



**High Back Rocker Chair with Upholstered Seat, Back, Headrest and Shell**  
 630w x 700d x 1050h x 445sh

**CASHBRBFU...** — £1,224  
 Standard



**Medium Back Rocker Chair with Upholstered Seat, Back and Shell**  
 630w x 700d x 830h x 445sh

**CASRBFU...** — £1,103  
 Standard



**High Back Sled Chair with Upholstered Seat, Back, Headrest and Shell**  
 630w x 700d x 1050h x 445sh

**CASHBSBFU...** — £1,023  
 Standard



**Medium Back Sled Chair with Upholstered Seat, Back and Shell**  
 630w x 700d x 830h x 445sh

**CASSBFU...** — £904  
 Standard

	<b>High Back Upholstered: Groups 1-7 and Leather</b>	Add £0 for Group 1	Add £61 for Group 2	Add £131 for Group 3	Add £205 for Group 4	Add £275 for Group 5	Add £367 for Group 6	Add £550 for Group 7	Add £681 for Leather
	<b>Medium Back Upholstered: Groups 1-7 and Leather</b>	Add £0 for Group 1	Add £50 for Group 2	Add £111 for Group 3	Add £171 for Group 4	Add £233 for Group 5	Add £312 for Group 6	Add £468 for Group 7	Add £579 for Leather

# Cascara

## Footstools

**Four-Star Swivel and Wooden Four-Legged:** White lacquered, walnut veneered or fully upholstered outer shell  
 Polished four-star base as standard on four-star swivel footstools - Seven wood finishes on wooden four-legged footstools - Protective feet - Optional deep buttoning

Qualifies for Chair in a Box Delivery Service, see page 11



**Chrome Four-Star Swivel Footstool with Upholstered Seat and White Moulded Shell**

610w x 475d x 570h x 460sh

**CASFSCHWH** — £776



**Chrome Four-Star Swivel Footstool with Upholstered Seat and Walnut Moulded Shell**

610w x 475d x 570h x 460sh

**CASFSCHWA** — £776



**Chrome Four-Star Swivel Footstool with Upholstered Seat and Shell**

610w x 475d x 570h x 460sh

**CASFSCHFU** — £699



**Wooden Four-Legged Footstool with Upholstered Seat and White Moulded Shell**

610w x 595d x 565h x 455sh

**CASFSWLWH...** — £776



**Wooden Four-Legged Footstool with Upholstered Seat and Walnut Moulded Shell**

610w x 595d x 565h x 455sh

**CASFSWLWA...** — £776



**Wooden Four-Legged Footstool with Upholstered Seat and Shell**

610w x 595d x 565h x 455sh

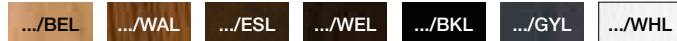
**CASFSWLFU...** — £699

**Upholstered Footstool: Groups 1-7 and Leather** Add £0 for Group 1 - POA for Group 2 - Leather

### Cascara Finishes

#### Wooden Frame Finishes for Wooden Four-Legged Chairs

Add £0 for Beech, suffix **.../BEL** - Add £40 for Stained Walnut, suffix **.../WAL**, Stained Espresso, suffix **.../ESL**, Stained Wenge, suffix **.../WEL**, Stained Black, suffix **.../BKL**, Stained Grey, suffix **.../GYL** - Add £58 for White, suffix **.../WHL**




#### Wooden Frame Finishes for Wooden Pyramid Swivel Chairs

Add £0 for Ash, suffix **.../ASL** - Add £40 for Stained Walnut, suffix **.../WAL**, Stained Espresso, suffix **.../ESL**, Stained Wenge, suffix **.../WEL**, Stained Black, suffix **.../BKL**, Stained Grey, suffix **.../GYL** - Add £58 for White, suffix **.../WHL**



#### Wooden Frame Finishes for Rocker Chairs

Add £0 for Ash, suffix **.../ASL** - Add £34 for Stained Walnut, suffix **.../WAL**, Stained Espresso, suffix **.../ESL**, Stained Wenge, suffix **.../WEL**, Stained Black, suffix **.../BKL**, Stained Grey, suffix **.../GYL** - Add £46 for White, suffix **.../WHL**



#### Metal Frame Finishes for Sled and Rocker Chairs

Add £0 for Silver, suffix **.../SF**, Black Graphite, suffix **.../BGF**, White, suffix **.../WF**  
 Add £34 for Black, suffix **.../BF**, Praline, suffix **.../PLF**, Olive Green, suffix **.../OVF**,  
 Atlantic Blue, suffix **.../ABF**, Sapphire Blue, suffix **.../SBF**,  
 Mustard Yellow, suffix **.../MYF**, Terracotta, suffix **.../TCF**, Conker Brown, suffix **.../CBF**



### Cascara Options

#### Tilt Options

Tilt Mechanism Plate, suffix **.../TM**, see page 146-148 for prices

#### Base Options for CASHB4S... and CAS4S...

Add £16 for Black Four-Star Swivel Base, suffix **.../B4S**

#### Two-Tone Upholstery Options

Add £62 for Two-Tone Upholstery, suffix **.../TT**

#### Deep Buttoning Options

Add £625 for High Back Chairs, suffix **.../DBH**  
 Add £467 for Medium Back Chairs, suffix **.../DBM**  
 Add £358 for For Footstools, suffix **.../DB**  
 Add £34 for Single Colour Contrasting Buttons, suffix **.../CB**

#### Base Options




**.../B4S**

#### Deep Buttoning



#### Fabric Selection Reference



When multiple fabric bands are specified, the unit price will reflect the highest fabric band requested.

#### Matching Coffee Tables



See page 209



See page 214

# Myla

Visitor and Lounge Seating



Myla is a classical and beautifully crafted lounge chair that radiates style. Its smooth lines and generous proportions deliver outstanding comfort. The Myla family consists of a high back or medium back chair with a fully upholstered seat and back and available on a choice of six different base options, some of which include an optional integrated tilt mechanism, further increasing the chairs functionality and comfort. Myla is perfectly suited to a range of applications including executive lounges, hotels, breakout areas and boardrooms.





# Myla

## Visitor and Lounge Seating

**Visitor and Lounge:** Choice of six bases - High or medium back - Upholstered seat, back, headrest and shell - Moulded plywood shell - CMHR foam  
 Polished four-star base as standard on four-star swivel chairs - Seven wood finishes on wooden four-legged, wooden pyramid swivel and rocker chairs  
 Eleven metal frame finishes on rocker and sled chairs - Option tilt mechanism and two-tone upholstery

**Certifications:** Swivel Chairs (MYLHBSWWL/MYLSWWL): BS EN 16139:2013

 Qualifies for Chair in a Box Delivery Service, see page 11



**High Back Chrome Four-Star Swivel Chair with Upholstered Seat, Back, Headrest and Shell**  
730w x 800d x 1085h x 415sh

- MYLHBSW** — £1,207  
Standard
- MYLHBSW/TM** — £1,274  
Tilt Mechanism



**Medium Back Chrome Four-Star Swivel Chair with Upholstered Seat, Back and Shell**  
730w x 770d x 850h x 415sh

- MYLSW** — £1,088  
Standard
- MYLSW/TM** — £1,155  
Tilt Mechanism



**High Back Four-Star Swivel Chair with Upholstered Seat, Back, Headrest and Shell**  
740w x 740d x 1110h x 430sh

- MYLHB4S** — £1,153  
Standard
- MYLHB4S/TM** — £1,220  
Tilt Mechanism



**Medium Back Four-Star Swivel Chair with Upholstered Seat, Back and Shell**  
740w x 740d x 865h x 430sh

- MYL4S** — £1,034  
Standard
- MYL4S/TM** — £1,101  
Tilt Mechanism



**High Back Wooden Four-Legged Chair with Upholstered Seat, Back, Headrest and Shell**  
645w x 600d x 1105h x 435sh

- MYLHBWL...** — £1,207  
Standard



**Medium Back Wooden Four-Legged Chair with Upholstered Seat, Back and Shell**  
620w x 585d x 870h x 435sh

- MYLWL...** — £1,088  
Standard



**High Back Wooden Pyramid Swivel Chair with Upholstered Seat, Back, Headrest and Shell**  
745w x 800d x 1135h x 465sh

- MYLHBSWWL...** — £1,329  
Standard
- MYLHBSWWL/TM...** — £1,396  
Tilt Mechanism



**Medium Back Wooden Pyramid Swivel Chair with Upholstered Seat, Back and Shell**  
745w x 770d x 900h x 465sh

- MYLSWWL...** — £1,209  
Standard
- MYLSWWL/TM...** — £1,276  
Tilt Mechanism



**High Back Rocker Chair with Upholstered Seat, Back, Headrest and Shell**  
645w x 700d x 1105h x 435sh

- MYLHBRB...** — £1,224  
Standard



**Medium Back Rocker Chair with Upholstered Seat, Back and Shell**  
620w x 700d x 870h x 435sh

- MYLRB...** — £1,103  
Standard



**High Back Sled Chair with Upholstered Seat, Back, Headrest and Shell**  
645w x 600d x 1115h x 445sh

- MYLHBSB...** — £1,023  
Standard



**Medium Back Sled Chair with Upholstered Seat, Back and Shell**  
620w x 600d x 880h x 445sh

- MYLSB...** — £904  
Standard

<input type="radio"/> <b>High Back Upholstered: Groups 1-7 and Leather</b>	Add £0 for Group 1 - Add £275 for Group 5	Add £61 for Group 2 - Add £367 for Group 6	Add £131 for Group 3 - Add £550 for Group 7	Add £205 for Group 4 - Add £681 for Leather
<input type="radio"/> <b>Medium Back Upholstered: Groups 1-7 and Leather</b>	Add £0 for Group 1 - Add £233 for Group 5	Add £50 for Group 2 - Add £312 for Group 6	Add £111 for Group 3 - Add £468 for Group 7	Add £171 for Group 4 - Add £579 for Leather

# Myla

## Visitor and Lounge Seating

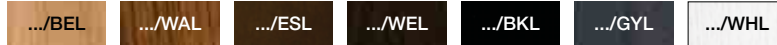
**Visitor and Lounge:** Choice of six bases - High or medium back - Upholstered seat, back, headrest and shell - Moulded plywood shell - CMHR foam  
Polished four-star base as standard on four-star swivel chairs - Seven wood finishes on wooden four-legged, wooden pyramid swivel and rocker chairs  
Eleven metal frame finishes on rocker and sled chairs - Option tilt mechanism and two-tone upholstery

**Certifications:** Swivel Chairs (MYLHBSWWL/MYLSWWL): BS EN 16139:2013

### Myla Finishes

#### Wooden Frame Finishes for Wooden Four-Legged Chairs

Add £0 for Beech, suffix **.../BEL** - Add £40 for Stained Walnut, suffix **.../WAL**, Stained Espresso, suffix **.../ESL**, Stained Wenge, suffix **.../WEL**,  
Stained Black, suffix **.../BKL**, Stained Grey, suffix **.../GYL** - Add £58 for White, suffix **.../WHL**

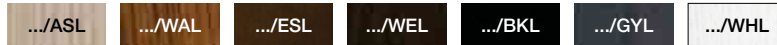


#### Wooden Frame Finishes for Wooden Pyramid Swivel Chairs

Add £0 for Ash, suffix **.../ASL** - Add £40 for Stained Walnut, suffix **.../WAL**, Stained Espresso, suffix **.../ESL**, Stained Wenge, suffix **.../WEL**,  
Stained Black, suffix **.../BKL**, Stained Grey, suffix **.../GYL** - Add £58 for White, suffix **.../WHL**

#### Wooden Frame Finishes for Rocker Chairs

Add £0 for Ash, suffix **.../ASL** - Add £34 for Stained Walnut, suffix **.../WAL**, Stained Espresso, suffix **.../ESL**, Stained Wenge, suffix **.../WEL**,  
Stained Black, suffix **.../BKL**, Stained Grey, suffix **.../GYL** - Add £46 for White, suffix **.../WHL**



#### Metal Frame Finishes for Sled and Rocker Chairs

Add £0 for Silver, suffix **.../SF**, Black Graphite, suffix **.../BGF**, White, suffix **.../WF**  
Add £34 for Black, suffix **.../BF**, Praline, suffix **.../PLF**, Olive Green, suffix **.../OVF**, Atlantic Blue, suffix **.../ABF**, Sapphire Blue, suffix **.../SBF**,  
Mustard Yellow, suffix **.../MYF**, Terracotta, suffix **.../TCF**, Conker Brown, suffix **.../CBF**



### Myla Options

#### Tilt Options

Tilt Mechanism Plate, suffix **.../TM**, see page 151 for prices

#### Base Options for MYLHB4S and MYL4S

Add £16 for Black Four-Star Swivel Base, suffix **.../B4S**

#### Two-Tone Upholstery Options


Add £62 for Two-Tone Upholstery, suffix **.../TT**

#### Base Options



**.../B4S**

#### Fabric Selection Reference



When multiple fabric bands are specified, the unit price will reflect the highest fabric band requested.

#### Matching Coffee Tables




See page 209



See page 214

# Luma

Visitor and Lounge Seating



A fusion of classic and contemporary design defines the philosophy behind this soft seating range. It's figure hugging style provides excellent levels of comfort, whilst embracing only the highest quality materials and levels of craftsmanship. A comprehensive choice of bases ensures that Luma will suit a myriad of applications and spaces.



# Luma

## Visitor and Lounge Seating

**Visitor and Lounge:** Choice of four bases - Upholstered seat/back - Injected foam shell - Chrome pyramid base as standard on chrome pyramid chairs  
 Polished four-star base as standard on polished four-star chairs - Seven wood finishes on wooden four-legged and wooden swivel pyramid chairs  
 Optional two-tone upholstery

Qualifies for Chair in a Box Delivery Service, see page 11



**Chrome Pyramid Lounge Chair with Upholstered Seat/Back**  
665w x 600d x 835h x 460sh

**LUM** £848



**Polished Four-Star Lounge Chair with Upholstered Seat/Back**  
740w x 740d x 810h x 450sh

**LUM4S** £912



**Wooden Four-Legged Lounge Chair with Upholstered Seat/Back**  
625w x 600d x 825h x 455sh

**LUMWL...** £954



**Wooden Swivel Pyramid Lounge Chair with Upholstered Seat/Back**  
750w x 750d x 825h x 480sh

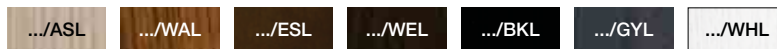
**LUMSWWL...** £1,033

**Upholstered Lounge Chair: Groups 1-7 and Leather**  
 Add £0 for Group 1 - Add £32 for Group 2 - Add £69 for Group 3 - Add £109 for Group 4  
 Add £149 for Group 5 - Add £198 for Group 6 - Add £301 for Group 7 - Add £375 for Leather

### Luma Finishes

#### Wooden Frame Finishes on Wooden Four-Legged and Wooden Swivel Pyramid Chairs

Add £0 for Ash, suffix **.../ASL** - Add £40 for Stained Walnut, suffix **.../WAL**, Stained Espresso, suffix **.../ESL**, Stained Wenge, suffix **.../WEL**, Stained Black, suffix **.../BKL**, Stained Grey, suffix **.../GYL** - Add £58 for White, suffix **.../WHL**



#### Metal Frame Finishes on Chrome Pyramid Lounge Chairs

Add £0 for Chrome (Standard) - Add £20 for Silver, suffix **.../SF**, Black Graphite, suffix **.../BGF**, White, suffix **.../WF**  
 Add £34 for Black, suffix **.../BF**, Praline, suffix **.../PLF**, Olive Green, suffix **.../OVF**, Atlantic Blue, suffix **.../ABF**, Sapphire Blue, suffix **.../SBF**, Mustard Yellow, suffix **.../MYF**, Terracotta, suffix **.../TCF**, Conker Brown, suffix **.../CBF**



### Luma Options

#### Base Options for Polished Four-Star Chairs

Add £16 for Black 4 Star Base, suffix **.../B4S**

#### Two-Tone Upholstery Options


Add £75 for Two-Tone Upholstery, suffix **.../TT**

#### Base Options



**.../B4S**

#### Fabric Selection Reference



When multiple fabric bands are specified, the unit price will reflect the highest fabric band requested.

#### Matching Coffee Table



See page 214

#### Complementing Coffee Table



See page 215

# Lusso

Visitor and Lounge Seating



A pure reflection of its name, this Italian inspired breakout chair offers luxurious style and comfort. The solid wood frame embraces the fully upholstered seat. For an individual appearance, the seat pad can be finished in a contrasting fabric.



# Lusso

## Lounge Seating

**Wooden Four-Legged:** Upholstered seat/back - CMHR foam - Seven wood finishes on wooden four-legged chairs - Optional two-tone upholstery



### Wooden Four-Legged Lounge Chair with Upholstered Seat/Back

730w x 730d x 810h x 450sh

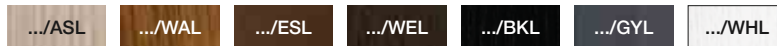
LUS... £887

<input checked="" type="radio"/> Upholstered Lounge Chair: Groups 1-7 and Leather	Add £0 for Group 1	- Add £55 for Group 2	- Add £110 for Group 3	- Add £169 for Group 4
	Add £237 for Group 5	- Add £334 for Group 6	- Add £551 for Group 7	- Add £677 for Leather

### Lusso Finishes

#### Wooden Frame Finishes

Add £0 for Ash, suffix **.../ASL** - Add £62 for Stained Walnut, suffix **.../WAL**, Stained Espresso, suffix **.../ESL**, Stained Wenge, suffix **.../WEL**, Stained Black, suffix **.../BKL**, Stained Grey, suffix **.../GYL** - Add £84 for White, suffix **.../WHL**



### Lusso Options

#### Two-Tone Upholstery Options

Add £62 for Two-Tone Upholstery, suffix **.../TT**

#### Fabric Selection Reference



When multiple fabric bands are specified, the unit price will reflect the highest fabric band requested.

#### Complementing Coffee Table



See page 215

# Escape

Visitor and Lounge Seating



The Escape lounge chair offers a contemporary and functional design. The generously sized curved seat makes it an extremely comfortable model for prolonged sitting periods. The range includes a stylish lounge with optional headrest and a breakout chair, both are mounted on a 12mm chrome sled base as standard, with the option of epoxy coated silver, black, black graphite, white or our seven exciting colour finishes. Several alternative bases deliver a modern solution for working areas, meeting spaces and lounges with a seamless modern style.



# Escape

## Visitor and Lounge Seating

**Breakout and Lounge Chairs:** Choice of nine bases - Stylish modern design - Upholstered seat/back - CMHR foam 510mm wide (breakout) and 590mm wide (lounge) moulded plywood shells - Chrome frame finish as standard on sled chairs  
Seven wood finishes on wooden four-legged and wooden pyramid swivel chairs - Polished frame finish as standard on four-star swivel and metal pyramid swivel chairs  
Protective feet - Optional tilt mechanism and castors

 Qualifies for Chair in a Box Delivery Service, see page 11



**Sled Breakout Chair with Upholstered Seat/Back**  
585w x 610d x 830h x 485sh



**ESC** £505



**Wooden Four-Legged Breakout Chair with Upholstered Seat/Back**  
510w x 700d x 780h x 400sh



**ESCWL...** £637



**Four-Star Swivel Breakout Chair with Upholstered Seat/Back**  
640w x 640d x 790h x 440sh



**ESC4S** £637  
Standard



**ESC4S/TM** £704  
Tilt Mechanism



**Metal Pyramid Swivel Breakout Chair with Upholstered Seat/Back**  
720w x 720d x 810h x 460sh



**ESCSW** £683  
Standard



**ESCSW/TM** £750  
Tilt Mechanism




**Wooden Pyramid Swivel Breakout Chair with Upholstered Seat/Back**  
750w x 750d x 810h x 460sh



**ESCSWWL...** £759  
Standard



**ESCSWWL/TM...** £826  
Tilt Mechanism

 **Upholstered Breakout Chair: Groups 1-7 and Leather** Add £0 for Group 1 - Add £25 for Group 2 - Add £54 for Group 3 - Add £80 for Group 4  
Add £107 for Group 5 - Add £143 for Group 6 - Add £214 for Group 7 - Add £261 for Leather



**Sled Lounge Chair with Upholstered Seat/Back**  
665w x 700d x 760h x 420sh



**ESCL** £595



**Four-Star Swivel Lounge Chair with Upholstered Seat/Back**  
740w x 740d x 780h x 440sh



**ESCL4S** £726  
Standard



**ESCL4S/TM** £793  
Tilt Mechanism



**Metal Pyramid Swivel Lounge Chair with Upholstered Seat/Back**  
720w x 720d x 800h x 460sh



**ESCLSW** £774  
Standard



**ESCLSW/TM** £841  
Tilt Mechanism




**Wooden Pyramid Swivel Lounge Chair with Upholstered Seat/Back**  
750w x 750d x 800h x 460sh



**ESCLSWWL...** £849  
Standard



**ESCLSWWL/TM...** £916  
Tilt Mechanism

 **Upholstered Lounge Chair: Groups 1-7 and Leather** Add £0 for Group 1 - Add £26 for Group 2 - Add £56 for Group 3 - Add £85 for Group 4  
Add £113 for Group 5 - Add £157 for Group 6 - Add £235 for Group 7 - Add £295 for Leather



# Escape

## Visitor and Lounge Seating

**Lounge Chairs:** Choice of four bases - Stylish modern design - Upholstered seat/back - CMHR foam - 590mm wide (lounge) moulded plywood shells  
 Chrome frame finish as standard on sled chairs - Polished frame finish as standard on four-star swivel and metal pyramid swivel chairs  
 Seven wood finishes on wooden pyramid swivel chairs - Protective feet - Optional tilt mechanism and castors

Qualifies for Chair in a Box Delivery Service, see page 11



**Sled Lounge Chair with Upholstered Seat/Back and Headrest**

670w x 725d x 970h x 420sh

**ESCL/UH** — £667



**Four-Star Swivel Lounge Chair with Upholstered Seat/Back and Headrest**

740w x 740d x 1015h x 440sh

**ESCL4S/UH** — £798  
Standard

**ESCL4S/UH/TM** — £865  
Tilt Mechanism



**Metal Pyramid Swivel Lounge Chair with Upholstered Seat/Back and Headrest**

720w x 720d x 1035h x 460sh

**ESCLSW/UH** — £846  
Standard

**ESCLSW/UH/TM** — £913  
Tilt Mechanism



**Wooden Pyramid Swivel Lounge Chair with Upholstered Seat/Back and Headrest**

750w x 750d x 1035h x 460sh

**ESCLSWWL/UH...** — £934  
Standard

**ESCLSWWL/UH/TM...** £1,001  
Tilt Mechanism

**Upholstered Lounge Chair: Groups 1-7 and Leather**  
 Add £0 for Group 1 - Add £28 for Group 2 - Add £61 for Group 3 - Add £95 for Group 4  
 Add £125 for Group 5 - Add £170 for Group 6 - Add £252 for Group 7 - Add £325 for Leather

### Escape Finishes

#### Wooden Frame Finishes for Wooden Four-Legged Chairs

Add £0 for Beech, suffix **.../BEL** - Add £33 for Stained Walnut, suffix **.../WAL**,  
 Stained Espresso, suffix **.../ESL**, Stained Wenge, suffix **.../WEL**, Stained Black,  
 suffix **.../BKL**, Stained Grey, suffix **.../GYL** - Add £44 for White, suffix **.../WHL**



#### Wooden Frame Finishes for Wooden Pyramid Swivel Chairs

Add £0 for Ash, suffix **.../ASL** - Add £40 for Stained Walnut, suffix **.../WAL**,  
 Stained Espresso, suffix **.../ESL**, Stained Wenge, suffix **.../WEL**, Stained Black,  
 suffix **.../BKL**, Stained Grey, suffix **.../GYL** - Add £58 for White, suffix **.../WHL**



#### Metal Frame Finishes for Metal Pyramid Swivel Chairs

Add £0 for Polished Base (Standard)  
 Add £27 for Silver, suffix **.../SF**, Black Graphite, suffix **.../BGF**, White, suffix **.../WF**  
 Add £38 for Black, suffix **.../BF**, Praline, suffix **.../PLF**, Olive Green, suffix **.../OVF**,  
 Atlantic Blue, suffix **.../ABF**, Sapphire Blue, suffix **.../SBF**,  
 Mustard Yellow, suffix **.../MYF**, Terracotta, suffix **.../TCF**, Conker Brown, suffix **.../CBF**



#### Metal Frame Finishes for Sled Chairs

Add £0 for Chrome (Standard)  
 Add £0 for Silver, suffix **.../SF**, Black Graphite, suffix **.../BGF**, White, suffix **.../WF**  
 Add £36 for Black, suffix **.../BF**, Praline, suffix **.../PLF**, Olive Green, suffix **.../OVF**,  
 Atlantic Blue, suffix **.../ABF**, Sapphire Blue, suffix **.../SBF**,  
 Mustard Yellow, suffix **.../MYF**, Terracotta, suffix **.../TCF**, Conker Brown, suffix **.../CBF**



### Escape Options

#### Tilt Options

Tilt Mechanism, suffix **.../TM**, see page 158-159 for prices

#### Base Options for ESCSW, ESCLSW and ESCLSW/UH...

Add £15 for Castors, suffix **.../C**

#### Base Options for ESC4S... and ESCL4S...

Add £16 for Black Four-Star Base, suffix **.../B4S**

#### Base Options



**.../C**

#### Base Options



**.../B4S**

#### Matching Stools



See page 441

#### Matching Coffee Tables



See page 210



See page 214



See page 210

# Host

## Modular Acoustic Pods



Host enhances our portfolio of booths and embraces the rapidly changing landscape of the workplace. 'Host' creates a walk-in sound absorbing work and privacy area engineered to reduce noise by up to 28 decibels. It combines sleek, stylish exterior lines with perfectly painted pressed steel, laminated safety glass and a host of internal features including an almost silent air circulation and ventilation system, motion sensitive LED lighting, touch control dimmer, universal power sockets and USB charging points. Together, these combine to offer a soundproof, distraction free space. When time is required for focused tasks or for attending virtual meetings, Host One delivers a single person private space.



# Host

## One-Person Pod

6 Week Lead Time

**Pod: Updated design** - Delivered unassembled - Three sides dark grey internal PET panels - Motion sensor fan with air purifying HEPA filter  
1x motion sensor LED strip light with dimmer control panel - Upgraded CE certified universal power socket, USB twin charger (Type A+C) and CAT6 data port  
White laminated table ledge with chamfered edge - Modern fixed handle with auto-close magnetic door mechanism  
High Acoustic Rating: TUV - 28 dB / NIC Certified by TUV - VOC and Formaldehyde Free Rating: 0.005 MG/M3 Certified by SGS

**Certifications:** High acoustic rating 28 dB / NIC (tested as a pod) - VOC and Formaldehyde-free rating 0.005 MG/M3



**One-Person Pod**  
1000w x 1000d x 2180h

● **HOST1** ——— £11,499\*

### \*Delivery and Installation Charges

Elite strongly recommend that our installation team deliver and install Host pods to avoid double handling. Elite will not be responsible for any damage that occurs as a result of clients using their own installation resource. If self-assembly is selected, full responsibility shall lie with the client upon delivery.

For installation during weekday / office hours (based on ground floor or lift access) - £820 net (subject to site survey)

For multiple units / weekday out of office hours / weekend installation / above or below ground floor - POA

### Host One Features



1. Air circulation and ventilation system
2. LED energy efficient lighting
3. Built-in universal power socket, USB twin charger (Type A+C) and CAT6 data port
4. Elegant door handle
5. Touch-controlled dimmer
6. White laminated work ledge
7. White epoxy painted pressed steel exterior
8. On/off motion sensor lighting
9. Acoustically tested as a pod acquiring a rating of 28dB

# Host

## Two/Four-Person Pod

6 Week Lead Time

**Pod: Updated design** - Delivered unassembled - Three sides dark grey internal PET panels - Motion sensor fan with air purifying HEPA filter  
2x motion sensor LED strip lights with dimmer control panel - Upgraded CE certified universal power socket, USB twin charger (Type A+C) and CAT6 data port  
White laminated centre table with chamfered edge - High back sofas with dark grey seat and light grey back fabrics  
Modern fixed handle with auto-close magnetic door mechanism - High Acoustic Rating: TUV - 28 dB / NIC Certified by TUV  
VOC and Formaldehyde Free Rating: 0.005 MG/M3 Certified by SGS

**Certifications:** High acoustic rating 28 dB / NIC (tested as a pod) - VOC and Formaldehyde-free rating 0.005 MG/M3



**Two/Four-Person Pod**  
2200w x 1200d x 2170h

● **HOST2** — £21,052\*

● <b>Upholstered Seating:</b> <b>Standard Grey Fabric,</b> <b>Groups 1-7 and Leather</b>	Add £0 for Standard Grey Fabric				
	Add £665 for Group 1	- Add £869 for Group 2	- Add £1,065 for Group 3	- Add £1,269 for Group 4	
	Add £1,475 for Group 5	- Add £1,736 for Group 6	- Add £2,325 for Group 7	- Add £2,679 for Leather	


### \*Delivery and Installation Charges

Elite strongly recommend that our installation team deliver and install Host pods to avoid double handling. Elite will not be responsible for any damage that occurs as a result of clients using their own installation resource. If self-assembly is selected, full responsibility shall lie with the client upon delivery.

For installation during weekday / office hours (based on ground floor or lift access) - £1,056 net (subject to site survey)

For multiple units / weekday out of office hours / weekend installation / above or below ground floor - POA

### Host Two Features



1. Air circulation and ventilation system
2. LED energy efficient lighting
3. Built-in universal power socket and 2 x USB (A-Type) charging ports
4. Elegant door handle
5. Touch-controlled dimmer
6. White laminated worktop
7. White epoxy painted pressed steel exterior
8. On/off motion sensor lighting
9. Acoustically tested as a pod acquiring a rating of 28dB

# Serene

## Modular Acoustic Pods



Serene recognises that aesthetics and comfort play an important role in crafting the perfect workspace. Available as a single standing pod or open pod with seating and table options, Serene offers an acoustic retreat for both personal use and collaborative working. Framed with a black aluminium trim, and light grey PET panel interior, the design suits a variety of environments.



# Serene

## One-Person Pod

6 Week Lead Time

**One-Person Pod:** High acoustic rating (30±5dB noise reduction) - Delivered unassembled - Silent ventilation system - Motion sensor control  
4000k LED light system with dimmable control - 6mm laminated soundproofing tempered glass and solid back panel - Black aluminium frame  
12mm light grey internal PET panels - 2x UK power sockets with 20W USB A+C charger - Concealed wheel mobility system (enables pod to be moved when assembled)

**Certifications:** High acoustic rating 30±5 dB / NIC (tested as a pod)




**One-Person Pod**  
1075w x 990d x 2320h

● **SER1** ————— £9,375\*

### \*Delivery and Installation Charges

Elite strongly recommend that our installation team deliver and install Serene pods to avoid double handling. Elite will not be responsible for any damage that occurs as a result of clients using their own installation resource. If self-assembly is selected, full responsibility shall lie with the client upon delivery.  
For installation during weekday / office hours (based on ground floor or lift access) - £820 net (subject to site survey)  
For multiple units / weekday out of office hours / weekend installation / above or below ground floor - POA

### Serene One Features



1. Silent ventilation system
2. 4000k natural LED lighting
3. Two sockets with USB A+C power supply
4. Magnetic mechanical lock

5. Dial-controlled dimmer
6. White laminated worktop
7. Black aluminium exterior
8. On/off motion sensor lighting and ventilation
9. Acoustically tested as a pod acquiring a rating of 30±5dB

# Serene

## Open Pod

6 Week Lead Time

**Open Pod:** High acoustic rating (30±5dB noise reduction) - Delivered unassembled - Silent ventilation system - Motion sensor control  
4000k LED light system with dimmable control - 6mm laminated soundproofing tempered glass and solid back panel - Black aluminium frame  
12mm light grey internal PET panels - 2x UK power sockets with 20W USB A+C charger - Concealed wheel mobility system (enables pod to be moved when assembled)

**Certifications:** High acoustic rating 30±5 dB / NIC (tested as a pod)



### Open Pod

2275w x 1585d x 2320h



SER2

£14,875\*


### \*Delivery and Installation Charges

Elite strongly recommend that our installation team deliver and install Serene pods to avoid double handling. Elite will not be responsible for any damage that occurs as a result of clients using their own installation resource. If self-assembly is selected, full responsibility shall lie with the client upon delivery.

For installation during weekday / office hours (based on ground floor or lift access) - £1,056 net (subject to site survey)

For multiple units / weekday out of office hours / weekend installation / above or below ground floor - POA

### Serene Two Features



1. Silent ventilation system
2. 4000k natural LED lighting
3. Two sockets with USB A+C power supply
4. Magnetic mechanical lock

5. Dial-controlled dimmer
6. Interior space
7. Black aluminium exterior
8. On/off motion sensor lighting and ventilation
9. Acoustically tested as a pod acquiring a rating of 30±5dB

# Serene

## Open Pod Accessories

6 Week Lead Time

**Serene Sofas:** Seating for Serene pods - CMHR foam - Optional two-tone



**Two-Seater Low Back Sofa without Arms**

1400w x 640d x 750h x 470sh



**SER2S**

Group 1	£1,116
Group 2	£1,196
Group 3	£1,243
Group 4	£1,338
Group 5	£1,414
Group 6	£1,518
Group 7	£1,745
Leather	£1,890



**Two-Seater Low Back Sofa with Left-Arm**

1400w x 640d x 750h x 470sh



**SER2SALH**

Group 1	£1,401
Group 2	£1,503
Group 3	£1,563
Group 4	£1,685
Group 5	£1,783
Group 6	£1,917
Group 7	£2,209
Leather	£2,409



**Two-Seater Low Back Sofa with Right-Arm**

1400w x 640d x 750h x 470sh



**SER2SARH**

Group 1	£1,401
Group 2	£1,503
Group 3	£1,563
Group 4	£1,685
Group 5	£1,783
Group 6	£1,917
Group 7	£2,209
Leather	£2,409



**Two-Seater Low Full Back Sofa with Arms**


1400w x 640d x 750h x 470sh



**SER2SBA**

Group 1	£1,686
Group 2	£1,809
Group 3	£1,884
Group 4	£2,032
Group 5	£2,153
Group 6	£2,316
Group 7	£2,673
Leather	£2,927

### Fabric Selection Reference



When multiple fabric bands are specified, the unit price will reflect the highest fabric band requested.



**Serene Tables:** Fixed tables for Serene Open Booths - Complete with desktop fixing bracket - Twelve painted metal frame finishes on sled frame stools



**Table for Two-Seater Sofas**  
1200w x 750d x 740h

**SER/TBL12**

Retail Price ————— £587

### Serene Table Finishes

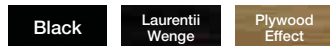
#### MFC Finishes

Ash, Autumn Cherry, Beech, Chester Oak, English Walnut, Grey, Grey Nebraska Oak, Laurentii Wenge, Natural Nebraska Oak, White



#### Edging Finishes

Add £36 (per top) for White with Black, White with Laurentii Wenge - Add £46 (per top) for White with Plywood Effect



#### Table Leg, Bracket and Feet Metal Finishes

Add £0 for Silver, suffix .../TLSF, Black Graphite, suffix .../TLBGF, White, suffix .../TLWF

Add £40 for Black, suffix .../TLBF, Praline, suffix .../TLPLF, Olive Green, suffix .../TLOVF, Atlantic Blue, suffix .../TLABF, Sapphire Blue, suffix .../TLSBF, Mustard Yellow, suffix .../TLMYF, Terracotta, suffix .../TLTCF, Conker Brown, suffix .../TLCBF



# Retreat

## Seating Booths



The modern working environment is changing and so is the furniture. The Retreat range recognises the need for more relaxed personal spaces for when employees work independently, and collaborative areas for teams within the workplace. The range includes both single and double booths with advanced acoustic qualities, providing a quieter place for working. Booths can be used as standalone units or connected together with a media wall and table to create one-to-one and group meeting spaces within the office. The exterior is fully upholstered to your personal specification and offers options for integrated technology such as LED lighting, power modules, USB charging, smart TV's and presentation displays, allowing users to access the technology they need for maximum productivity. Retreat provides an innovative furniture solution that is aesthetically pleasing, adaptable and functional.



# Retreat

## One-Seater Booth

6 Week Lead Time

**One-Seater Booth:** One-person booth - Booths can be positioned back to back, side to side or standalone - Steel leg frame - CMHR foam and fibre seat cushions  
Loose seat and back cushions - Acoustic qualities - Fits through standard commercial door opening - Delivered fully assembled



**One-Seater High Back Booth**  
930w x 650d x 1640h

RETSB... £5,804\*

Single Seater Booth: Groups 1-7	Add £0 for Group 1*	Add £190 for Group 2*	Add £404 for Group 3*	Add £624 for Group 4*
	Add £843 for Group 5*	Add £1,124 for Group 6*	Add £1,682 for Group 7*	

### \*Delivery and Installation Charges

Elite strongly recommend that our installation team deliver and install Retreat and Hangout booths to avoid double handling. Elite will not be responsible for any damage that occurs as a result of clients using their own installation resource. If self-assembly is selected, full responsibility shall lie with the client upon delivery of products to their location.

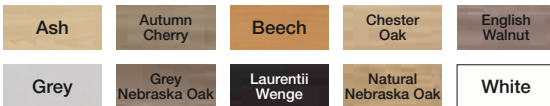
**Percentages for installation price calculations are based on Group 1 Fabric Bandings irrespective of the fabric selection.**

For installation during weekday / office hours (based on ground floor or lift access) - 7% of net price or £391 net per unit (greater value will always apply) (subject to site survey)  
For multiple units / weekday out of office hours / weekend installation / above or below ground floor - POA

### Retreat Finishes

#### MFC Laptop Table Finishes

Ash, Autumn Cherry, Beech, Chester Oak, English Walnut, Grey, Grey Nebraska Oak, Laurentii Wenge, Natural Nebraska Oak, White



#### Frame Finishes

Add £0 for Silver, suffix **.../SF**, Black Graphite, suffix **.../BGF**, White, suffix **.../WF**  
Add £77 for Chrome Effect, suffix **.../CF**

Add £54 for Black, suffix **.../BF**, Praline, suffix **.../PLF**, Olive Green, suffix **.../OVF**,  
Atlantic Blue, suffix **.../ABF**, Sapphire Blue, suffix **.../SBF**,  
Mustard Yellow, suffix **.../MYF**, Terracotta, suffix **.../TCF**, Conker Brown, suffix **.../CBF**



### Retreat Options

#### Fabric Options

Add £1,318 for Ribbed Fabric, suffix **.../RIBF**

#### Lighting Options

Add £467 for 1 x White LED Roof Light and Switch (terminates at 3 pin plug), suffix **.../LT1**

#### Power Options

Add £390 for 1 x 13A Switched Socket and 2 x USB Chargers RH (terminates at 3 pin plug), suffix **.../SK1RH**

Add £390 for 1 x 13A Switched Socket and 2 x USB Chargers LH (terminates at 3 pin plug), suffix **.../SK1LH**

### Retreat Additions

#### Retro-fittable Laptop Table

£617 for MFC Top RH, **RET/LAPMFCRH...**

£617 for MFC Top LH, **RET/LAPMFC LH...**

£773 for High Pressure Laminate Top RH, **RET/LAPHPLRH...**

£773 for High Pressure Laminate Top LH, **RET/LAPHPLH...**

#### Laptop Table Frame Finishes

Add £0 for Silver, suffix **.../SF**, Black Graphite, suffix **.../BGF**,  
White, suffix **.../WF** - Add £62 for Chrome Effect, suffix **.../CF**

Add £36 for Black, suffix **.../BF**, Praline, suffix **.../PLF**, Olive Green, suffix **.../OVF**,  
Atlantic Blue, suffix **.../ABF**, Sapphire Blue, suffix **.../SBF**,  
Mustard Yellow, suffix **.../MYF**, Terracotta, suffix **.../TCF**, Conker Brown, suffix **.../CBF**



#### Fabric Options



.../RIBF

#### Lighting Options



.../LT1

#### Power Options



.../SK1RH



.../SK1LH

#### Laptop Options



RET/LAPMFCRH



RET/LAPHPLRH

#### Fabric Selection Reference

A: Outer Shell  
B: Back  
C: Seat  
D: Back  
E: Plinth



When multiple fabric bands are specified, the unit price will reflect the highest fabric band requested.

# Retreat

## Two/Three-Seater Booth

6 Week Lead Time

**Two/Three-Seater Booth:** Two/three person booth - Booths can be positioned back to back, side to side or standalone - Steel leg frame  
CMHR foam and fibre seat cushions - Loose seat and back cushions - Acoustic qualities - Fits through standard commercial door opening  
Delivered part assembled



**Two/Three-Seater High Back Booth**

1750w x 650d x 1640h

RETDB... £6,663\*

● Two-Three Seater Booth: Groups 1-7	Add £0 for Group 1*	- Add £281 for Group 2*	- Add £608 for Group 3*	- Add £935 for Group 4*
	Add £1,261 for Group 5*	- Add £1,682 for Group 6*	- Add £2,522 for Group 7*	

### \*Delivery and Installation Charges

Elite strongly recommend that our installation team deliver and install Retreat and Hangout booths to avoid double handling. Elite will not be responsible for any damage that occurs as a result of clients using their own installation resource. If self-assembly is selected, full responsibility shall lie with the client upon delivery of products to their location.

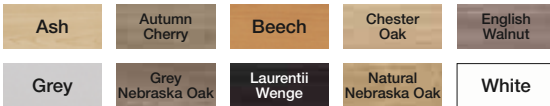
**Percentages for installation price calculations are based on Group 1 Fabric Bandings irrespective of the fabric selection.**

For installation during weekday / office hours (based on ground floor or lift access) - 7% of net price or £391 net per unit (greater value will always apply) (subject to site survey)  
For multiple units / weekday out of office hours / weekend installation / above or below ground floor - POA

### Retreat Finishes

#### MFC Laptop Table Finishes

Ash, Autumn Cherry, Beech, Chester Oak, English Walnut, Grey, Grey Nebraska Oak, Laurentii Wenge, Natural Nebraska Oak, White



#### Frame Finishes

Add £0 for Silver, suffix **.../SF**, Black Graphite, suffix **.../BGF**, White, suffix **.../WF**  
Add £77 for Chrome Effect, suffix **.../CF**

Add £54 for Black, suffix **.../BF**, Praline, suffix **.../PLF**, Olive Green, suffix **.../OVF**,

Atlantic Blue, suffix **.../ABF**, Sapphire Blue, suffix **.../SBF**,

Mustard Yellow, suffix **.../MYF**, Terracotta, suffix **.../TCF**, Conker Brown, suffix **.../CBF**



### Retreat Options

#### Fabric Options

Add £1,555 for Ribbed Fabric, suffix **.../RIBF**

#### Lighting Options

Add £700 for 2 x White LED Roof Lights and Switch (terminates at 3 pin plug), suffix **.../LT2**

#### Armrest Options

Add £617 for Armrest, suffix **.../ARM**

Add £943 for Armrest with Power (terminates at 3 pin plug), suffix **.../ARMP**

### Retreat Additions

#### Retro-fittable Laptop Table

£617 for MFC Top RH, **RET/LAPMFCRH...**

£617 for MFC Top LH, **RET/LAPMFCLH...**

£773 for High Pressure Laminate Top RH, **RET/LAPHPLRH...**

£773 for High Pressure Laminate Top LH, **RET/LAPHPLH...**

#### Laptop Table Frame Finishes

Add £0 for Silver, suffix **.../SF**, Black Graphite, suffix **.../BGF**, White, suffix **.../WF** - Add £62 for Chrome Effect, suffix **.../CF**

Add £36 for Black, suffix **.../BF**, Praline, suffix **.../PLF**, Olive Green, suffix **.../OVF**, Atlantic Blue, suffix **.../ABF**, Sapphire Blue, suffix **.../SBF**,

Mustard Yellow, suffix **.../MYF**, Terracotta, suffix **.../TCF**, Conker Brown, suffix **.../CBF**



#### Fabric Options



**.../RIBF**

#### Lighting Options



**.../LT2**

#### Armrest Options



**.../ARM**



**.../ARMP**

#### Laptop Options




**RET/LAPMFCRH**



**RET/LAPHPLRH**

#### Fabric Selection Reference



When multiple fabric bands are specified, the unit price will reflect the highest fabric band requested.

**Media Wall:** Media wall connects two Retreat booths together to form a uniting space for meetings  
 Multiple options available including LED lighting, universal mounting bracket, 32" television, meeting tables, power and data modules  
 Supplied with 8x Height Adjustable Feet (for the 2x connecting booths) to enable level adjustment across the entire booth



**Media Wall**  
1100w x 1350h

**RMW** ————— £2,393

<input checked="" type="radio"/> <b>Media Wall: Groups 1-7</b>	Add £0 for Group 1	- Add £65 for Group 2	- Add £141 for Group 3	- Add £218 for Group 4
	Add £294 for Group 5	- Add £392 for Group 6	- Add £588 for Group 7	

### Retreat Finishes

#### MFC Table Finishes

Ash, Autumn Cherry, Beech, Chester Oak, English Walnut, Grey, Grey Nebraska Oak, Laurentii Wenge, Natural Nebraska Oak, White



#### Table Frame Finishes

Add £0 for Silver, suffix **.../SF**, Black Graphite, suffix **.../BGF**, White, suffix **.../WF** - Add £44 for Chrome Effect, suffix **.../CF** - Add £40 for Black, suffix **.../BF**, Praline, suffix **.../PLF**, Olive Green, suffix **.../OVF**, Atlantic Blue, suffix **.../ABF**, Sapphire Blue, suffix **.../SBF**, Mustard Yellow, suffix **.../MYF**, Terracotta, suffix **.../TCF**, Conker Brown, suffix **.../CBF**



### Retreat Options

#### Table Options for Single Booths

Add £637 for MFC Table with Scallop Top and Mounting Bracket, suffix **.../STMFC**  
 Add £950 for HPL Table with Scallop Top and Mounting Bracket, suffix **.../STHPL**

#### Table Options for Double Booths

Add £699 for MFC Table with Scallop Top and Mounting Bracket, suffix **.../TMFC**  
 Add £1,089 for HPL Table with Scallop Top and Mounting Bracket, suffix **.../THPL**

#### Television Options

Add £328 for Power for Television (terminates at 3 pin plug), suffix **.../MWP**  
 Add £929 for 32" Television and Mounting Bracket, suffix **.../TV**

#### Power Options

£82 for Flex 2 Gang Desktop Power Module in Grey, **FDT/2P/G**  
 £74 for Flex 2 Gang Desktop Power Module in Black, **FDT/2P/B**  
 £74 for Flex 2 Gang Desktop Power Module in White, **FDT/2P/W**  
 £7 for Desktop Power Module Adhesive Fixing Kit, **AFK**  
 £20 for 3M Wieland Mains Cable, **3M**  
 £25 for 5M Wieland Mains Cable, **5M**  
 £30 for 7M Wieland Mains Cable, **7M**

#### Table Options



**.../TMFC**



**.../THPL**



**.../TV**



**FDT/2P/G**



**AFK**



**5M**

# Georgia

## Sofas and Booths



The Georgia soft seating range has been designed to deliver a complete solution that offers space for both personal solitude and team collaboration. The use of high-backed soft seating within working and learning environments is ideal for creating relaxing spaces where creativity can flow freely without the added distractions that busy settings can bring.

Single sofas can be connected with a privacy panel to create casual meeting booths, capable of accommodating between 2 and 6 people. The usability of Georgia's seating booths can be enhanced with the inclusion of a central table, power and data connectivity modules and mounted TV screens, creating intelligent in-office meeting spaces.



**Sofas:** One, two and three person sofas - CMHR foam CertiPur® certified - Black Graphite metal feet as standard



**One-Seater High Back Sofa**  
880w x 825d x 1350h

**GEOHB1**

Group 1	_____	£1,839
Group 2	_____	£1,971
Group 3	_____	£2,103
Group 4	_____	£2,295
Group 5	_____	£2,468
Group 6	_____	£2,687
Group 7	_____	£3,124



**Two-Seater High Back Sofa**  
1380w x 825d x 1350h

**GEOHB2**

Group 1	_____	£2,249
Group 2	_____	£2,426
Group 3	_____	£2,598
Group 4	_____	£2,858
Group 5	_____	£3,089
Group 6	_____	£3,384
Group 7	_____	£3,954



**Three-Seater High Back Sofa**  
1980w x 825d x 1350h

**GEOHB3**

Group 1	_____	£2,666
Group 2	_____	£2,889
Group 3	_____	£3,101
Group 4	_____	£3,420
Group 5	_____	£3,704
Group 6	_____	£4,055
Group 7	_____	£4,765

### Georgia Sofa Finishes

#### Metal Finishes for Georgia Leg

Black Graphite (Standard)

**Standard**

### Georgia Sofa Options

#### Power Options for All Sofas

- Add £208 for Optic Power Module (2x Power) in Black, **POW/OPT/2P/B**
- Add £345 for Optic Power Module (1x Power and 1x Twin USB) in Black, **POW/OPT/1P1T/B**
- Add £20 for 3M Wieland Mains Cable, **3M**
- Add £25 for 5M Wieland Mains Cable, **5M**
- Add £30 for 7M Wieland Mains Cable, **7M**

#### Power Options for All Sofas



**POW/OPT/2P/B**



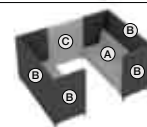
**POW/OPT/1P1T/B**



**5M**

#### Fabric Selection Reference

A: Seat, Back and Plinth  
B: Arms and High Back  
C: Privacy Panel



When multiple fabric bands are specified, the unit price will reflect the highest fabric band requested.

#### Complementing Coffee Tables



See page 211

**Booths:** Combination of One, two and three person sofas to create booths - Complete with 1000mm wide fully upholstered privacy panel  
 CMHR foam CertiPur® certified - **Black Graphite metal feet as standard** - Cannot be reconfigured as individual items



**One-Seater High Back  
Twin Booth with Privacy Panel**  
880w x 2650d x 1350h

● **GEOHBB11**

Group 1	£4,458
Group 2	£4,768
Group 3	£5,077
Group 4	£5,529
Group 5	£5,935
Group 6	£6,449
Group 7	£7,474



**Two-Seater High Back  
Twin Booth with Privacy Panel**  
1380w x 2650d x 1350h

● **GEOHBB22**

Group 1	£5,278
Group 2	£5,678
Group 3	£6,067
Group 4	£6,655
Group 5	£7,177
Group 6	£7,843
Group 7	£9,134



**Three-Seater High Back  
Twin Booth with Privacy Panel**  
1980w x 2650d x 1350h

● **GEOHBB33**

Group 1	£6,112
Group 2	£6,604
Group 3	£7,073
Group 4	£7,779
Group 5	£8,407
Group 6	£9,185
Group 7	£10,756



**One and Two-Seater High Back  
Booth with Privacy Panel**  
1380w x 2650d x 1350h

● **GEOHBB12**

Group 1	£4,868
Group 2	£5,223
Group 3	£5,572
Group 4	£6,092
Group 5	£6,556
Group 6	£7,146
Group 7	£8,304



**Two and One-Seater High Back  
Booth with Privacy Panel**  
1380w x 2650d x 1350h

● **GEOHBB21**

Group 1	£4,868
Group 2	£5,223
Group 3	£5,572
Group 4	£6,092
Group 5	£6,556
Group 6	£7,146
Group 7	£8,304



**One and Three-Seater High Back  
Booth with Privacy Panel**  
1980w x 2650d x 1350h

● **GEOHBB13**

Group 1	£5,285
Group 2	£5,686
Group 3	£6,075
Group 4	£6,654
Group 5	£7,171
Group 6	£7,817
Group 7	£9,115



**Three and One Seater-High Back  
Booth with Privacy Panel**  
1980w x 2650d x 1350h

● **GEOHBB31**

Group 1	£5,285
Group 2	£5,686
Group 3	£6,075
Group 4	£6,654
Group 5	£7,171
Group 6	£7,817
Group 7	£9,115



**Two and Three-Seater High Back  
Booth with Privacy Panel**  
1980w x 2650d x 1350h

● **GEOHBB23**

Group 1	£5,695
Group 2	£6,141
Group 3	£6,570
Group 4	£7,217
Group 5	£7,792
Group 6	£8,514
Group 7	£9,945



**Three and Two-Seater High Back  
Booth with Privacy Panel**  
1980w x 2650d x 1350h

● **GEOHBB32**

Group 1	£5,695
Group 2	£6,141
Group 3	£6,570
Group 4	£7,217
Group 5	£7,792
Group 6	£8,514
Group 7	£9,945



# Georgia

## Booths

**Booths:** Combination of One, two and three person sofas to create booths - Complete with 1000mm wide fully upholstered privacy panel  
CMHR foam CertiPur® certified - **Black Graphite metal feet as standard** - Cannot be reconfigured as individual items

### Georgia Sofa Finishes

#### Metal Finishes for Georgia Leg

Black Graphite (Standard)

Standard

### Georgia Booth Options

#### Power Options for All Booths

Add £208 for Optic Power Module (2x Power) in Black, **POW/OPT/2P/B**  
Add £345 for Optic Power Module (1x Power and 1x Twin USB) in Black, **POW/OPT/1P1T/B**  
Add £20 for 3M Wieland Mains Cable, **3M**  
Add £25 for 5M Wieland Mains Cable, **5M**  
Add £30 for 7M Wieland Mains Cable, **7M**

#### Power Options for Privacy Panels

Add £473 for Flint Power Module (2x Power and 1x Twin USB) in Black (Complete with Power Cables) and 1x Cable Port (Lower Middle), suffix **.../FLI/B**

#### Television and Power Options for Privacy Panels

Add £1,798 for 32" Television with Mounting Brackets, Flint Power Module (1x Power, 1x Twin USB and 1x HDMI) in Black (Complete with Power Cables) and 2x Cable Ports (Upper Left and Lower Middle), suffix **.../FLITV/B**

#### Table Options for Privacy Panels

Add £45 for Exposed Pre-Drilled Holes ready for Table Bracket (Table not included), suffix **.../EH**  
**Refer to next page to order retro-fittable table**

#### Power Options for All Booths



POW/OPT/2P/B



POW/OPT/1P1T/B



5M

#### Power and Television Options for Privacy Panels




.../FLI/B



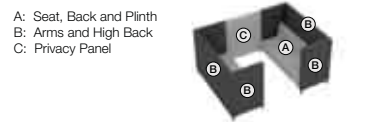
.../FLITV/B

#### Table Options for Privacy Panels



.../EH

#### Fabric Selection Reference



When multiple fabric bands are specified, the unit price will reflect the highest fabric band requested.

#### Complementing Coffee Tables



See page 211

**Booth Tables:** Fixed tables for Georgia Booth Privacy Panels - Complete with desktop fixing bracket - Scallop Top - Black Graphite metal post leg as standard



**One-Seater Twin Booth Meeting Table**  
650w x 750d x 740h

**GEO/TBL7** £499

**Two-Seater Twin Booth Meeting Table**  
1000w x 750d x 740h

**GEO/TBL10** £569

**Three-Seater Twin Booth Meeting Table**  
1500w x 750d x 740h

**GEO/TBL15** £639

### Georgia High Back Privacy Panel Finishes

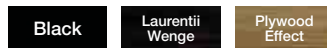
#### MFC Finishes

Ash, Autumn Cherry, Beech, Chester Oak, English Walnut, Grey, Grey Nebraska Oak, Laurentii Wenge, Natural Nebraska Oak, White



#### Edging Finishes

Add £36 (per top) for White with Black, White with Laurentii Wenge - Add £46 (per top) for White with Plywood Effect



### Georgia Sofa Finishes


#### Metal Finishes for Georgia Leg

Black Graphite (Standard)



# Evo Plus High Back

Modular Sofas






The Evo Plus High Back combines style and comfort with the modern movement for privacy within open-plan offices. Its modular form allows designers to easily create informal, relaxed and aesthetically pleasing working or social areas. A range of twenty-seven different modules is offered which can be used individually as standalone items or be linked together to create a unique statement piece. A range of options are available with Evo Plus offering various feet options and the choice to add power modules to the rectangular units. In addition, there is a privacy panel and table option that, when combined with two booths, effectively establishes an informal office meeting space that can accommodate up to six people. The Evo coffee table further completes the family. Evo Plus High Back is a truly versatile and adaptable range offering endless configuration and collaboration possibilities in the modern workplace.



# Evo Plus High Back

## Modular Sofas

**Modular Sofas:** Modular high back seating system - Increased privacy in open workspaces - Multiple configuration options - CMHR foam - Acoustic qualities  
Serpentine sprung seat on all rectangular modules - FSC certified wooden frame structure - **Chrome frame as standard** - Protective feet  
Optional wooden feet or Cubeform leg, linking mechanism and power options - Fits through standard commercial door opening - Delivered part assembled

 Serpentine Sprung Seat  Compatible with Cubeform Leg  Cushions, see page 553



**Small One-Seater Full High Back Sofa**

600w x 700d x 1350h x 450sh

**EVOPHB9**

Group 1	£1,610
Group 2	£1,678
Group 3	£1,762
Group 4	£1,842
Group 5	£1,923
Group 6	£2,036
Group 7	£2,259
Leather	£2,401



**One-Seater Full High Back Sofa**

700w x 700d x 1350h x 450sh

**EVOPHB10**

Group 1	£1,930
Group 2	£2,007
Group 3	£2,103
Group 4	£2,203
Group 5	£2,294
Group 6	£2,424
Group 7	£2,684
Leather	£2,846



**Two-Seater Full High Back Sofa**

1200w x 700d x 1350h x 450sh

**EVOPHB11**

Group 1	£2,226
Group 2	£2,338
Group 3	£2,476
Group 4	£2,612
Group 5	£2,750
Group 6	£2,932
Group 7	£3,305
Leather	£3,520



**Three-Seater Full High Back Sofa**

1700w x 700d x 1350h x 450sh

**EVOPHB12**

Group 1	£2,987
Group 2	£3,144
Group 3	£3,348
Group 4	£3,546
Group 5	£3,750
Group 6	£4,016
Group 7	£4,556
Leather	£4,856



**Corner Full High Back Sofa**

700w x 700d x 1350h x 450sh

**EVOPHB13**

Group 1	£3,046
Group 2	£3,160
Group 3	£3,319
Group 4	£3,477
Group 5	£3,634
Group 6	£3,850
Group 7	£4,272
Leather	£4,547



**Curved 90 Degree Full High Back Sofa**

1400w x 1400d x 1350h x 450sh

**EVOPHB14**

Group 1	£4,544
Group 2	£4,709
Group 3	£4,898
Group 4	£5,081
Group 5	£5,307
Group 6	£5,703
Group 7	£6,265
Leather	£6,826



**Curved Convex 90 Degree Full High Back Sofa**

1400w x 1400d x 1350h x 450sh

**EVOPHB36**

Group 1	£4,082
Group 2	£4,190
Group 3	£4,321
Group 4	£4,449
Group 5	£4,594
Group 6	£4,820
Group 7	£5,177
Leather	£5,462



**Two-Seater Full Left Corner High Back Sofa**

1200w x 700d x 1350h x 450sh

**EVOPHB35**

Group 1	£3,102
Group 2	£3,237
Group 3	£3,418
Group 4	£3,596
Group 5	£3,774
Group 6	£4,018
Group 7	£4,501
Leather	£4,756



**Two-Seater Full Right Corner High Back Sofa**

1200w x 700d x 1350h x 450sh

**EVOPHB34**

Group 1	£3,102
Group 2	£3,237
Group 3	£3,418
Group 4	£3,596
Group 5	£3,774
Group 6	£4,018
Group 7	£4,501
Leather	£4,756



**Two-Seater Left Half High Back Sofa**

1200w x 700d x 1350h x 450sh

**EVOPHB16**

Group 1	£1,817
Group 2	£1,902
Group 3	£2,003
Group 4	£2,107
Group 5	£2,213
Group 6	£2,353
Group 7	£2,631
Leather	£2,831



**Two-Seater Right Half High Back Sofa**

1200w x 700d x 1350h x 450sh




**EVOPHB17**

Group 1	£1,817
Group 2	£1,902
Group 3	£2,003
Group 4	£2,107
Group 5	£2,213
Group 6	£2,353
Group 7	£2,631
Leather	£2,831

# Evo Plus High Back

## Modular Sofas

**Modular Sofas:** Modular high back seating system - Increased privacy in open workspaces - Multiple configuration options - CMHR foam - Acoustic qualities  
Serpentine sprung seat on all rectangular modules - FSC certified wooden frame structure - **Chrome frame as standard** - Protective feet  
Optional wooden feet or Cubeform leg, linking mechanism and power options - Fits through standard commercial door opening - Delivered part assembled

 Serpentine Sprung Seat  Compatible with Cubeform Leg  Cushions, see page 553



**Three-Seater Left Two-Thirds High Back Sofa**

1700w x 700d x 1350h x 450sh

**EVOPHB18**

Group 1	£2,381
Group 2	£2,497
Group 3	£2,632
Group 4	£2,769
Group 5	£2,908
Group 6	£3,086
Group 7	£3,453
Leather	£3,741



**Three-Seater Right Two-Thirds High Back Sofa**

1700w x 700d x 1350h x 450sh

**EVOPHB19**

Group 1	£2,381
Group 2	£2,497
Group 3	£2,632
Group 4	£2,769
Group 5	£2,908
Group 6	£3,086
Group 7	£3,453
Leather	£3,741



**Three-Seater Middle Third High Back Sofa**

1700w x 700d x 1350h x 450sh

**EVOPHB20**

Group 1	£1,997
Group 2	£2,089
Group 3	£2,203
Group 4	£2,319
Group 5	£2,437
Group 6	£2,589
Group 7	£2,894
Leather	£3,170



**One-Seater Left-Arm Full High Back Sofa**

750w x 700d x 1350h x 450sh

**EVOPHB21**

Group 1	£2,757
Group 2	£2,876
Group 3	£3,029
Group 4	£3,182
Group 5	£3,340
Group 6	£3,546
Group 7	£3,962
Leather	£4,199



**One-Seater Right-Arm Full High Back Sofa**

750w x 700d x 1350h x 450sh

**EVOPHB24**

Group 1	£2,757
Group 2	£2,876
Group 3	£3,029
Group 4	£3,182
Group 5	£3,340
Group 6	£3,546
Group 7	£3,962
Leather	£4,199



**Two-Seater Left-Arm Full High Back Sofa**

1350w x 700d x 1350h x 450sh

**EVOPHB22**

Group 1	£3,169
Group 2	£3,376
Group 3	£3,506
Group 4	£3,700
Group 5	£3,889
Group 6	£4,144
Group 7	£4,657
Leather	£4,966



**Two-Seater Right-Arm Full High Back Sofa**

1350w x 700d x 1350h x 450sh

**EVOPHB25**

Group 1	£3,169
Group 2	£3,376
Group 3	£3,506
Group 4	£3,700
Group 5	£3,889
Group 6	£4,144
Group 7	£4,657
Leather	£4,966



**Three-Seater Left-Arm Full High Back Sofa**

1850w x 700d x 1350h x 450sh

**EVOPHB23**

Group 1	£3,767
Group 2	£3,954
Group 3	£4,197
Group 4	£4,437
Group 5	£4,677
Group 6	£4,997
Group 7	£5,640
Leather	£6,096



**Three-Seater Right-Arm Full High Back Sofa**

1850w x 700d x 1350h x 450sh

**EVOPHB26**

Group 1	£3,767
Group 2	£3,954
Group 3	£4,197
Group 4	£4,437
Group 5	£4,677
Group 6	£4,997
Group 7	£5,640
Leather	£6,096



**Two-Seater Left-Arm Left Half High Back Sofa**

1350w x 700d x 1350h x 450sh

**EVOPHB27**

Group 1	£2,905
Group 2	£3,041
Group 3	£3,211
Group 4	£3,377
Group 5	£3,546
Group 6	£3,771
Group 7	£4,225
Leather	£4,545



**Two-Seater Right-Arm Right Half High Back Sofa**

1350w x 700d x 1350h x 450sh




**EVOPHB29**

Group 1	£2,905
Group 2	£3,041
Group 3	£3,211
Group 4	£3,377
Group 5	£3,546
Group 6	£3,771
Group 7	£4,225
Leather	£4,545

# Evo Plus High Back

## Modular Sofas

**Modular Sofas:** Modular high back seating system - Increased privacy in open workspaces - Multiple configuration options - CMHR foam - Acoustic qualities  
Serpentine sprung seat on all rectangular modules - FSC certified wooden frame structure - **Chrome frame as standard** - Protective feet  
Optional wooden feet or Cubeform Leg - Fits through standard commercial door opening - Delivered part assembled

 Serpentine Sprung Seat  Compatible with Cubeform Leg  Cushions, see page 553



**Three-Seater Left-Arm  
Two-Thirds High Back Sofa**  
1850w x 700d x 1350h x 450sh

 **EVOPHB28**  

Group 1	£3,343
Group 2	£3,509
Group 3	£3,722
Group 4	£3,937
Group 5	£4,146
Group 6	£4,434
Group 7	£5,003
Leather	£5,404



**Three-Seater Right-Arm  
Two-Thirds High Back Sofa**  
1850w x 700d x 1350h x 450sh

 **EVOPHB30**  

Group 1	£3,343
Group 2	£3,509
Group 3	£3,722
Group 4	£3,937
Group 5	£4,146
Group 6	£4,434
Group 7	£5,003
Leather	£5,404



**One-Seater Full High Back  
Sofa with Arms**  
900w x 700d x 1350h x 450sh

 **EVOPHB31**  

Group 1	£2,920
Group 2	£3,059
Group 3	£3,245
Group 4	£3,423
Group 5	£3,649
Group 6	£3,909
Group 7	£4,389
Leather	£4,941



**Two-Seater Full High Back  
Sofa with Arms**  
1500w x 700d x 1350h x 450sh

 **EVOPHB32**  

Group 1	£3,373
Group 2	£3,544
Group 3	£3,797
Group 4	£4,029
Group 5	£4,345
Group 6	£4,713
Group 7	£5,334
Leather	£6,048



**Three-Seater Full High Back  
Sofa with Arms**  
2000w x 700d x 1350h x 450sh

 **EVOPHB33**  

Group 1	£3,947
Group 2	£4,168
Group 3	£4,465
Group 4	£4,759
Group 5	£5,142
Group 6	£5,602
Group 7	£6,402
Leather	£7,328

# Evo Plus High Back

## Modular Sofas

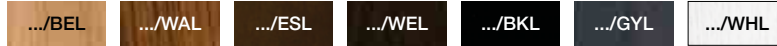
**Modular Sofas:** Modular high back seating system - Increased privacy in open workspaces - Multiple configuration options - CMHR foam - Acoustic qualities  
Serpentine sprung seat on all rectangular modules - FSC certified wooden frame structure - **Chrome frame as standard** - Optional wooden feet or Cubeform leg  
Protective feet - Optional linking mechanism - Power options available - Fits through standard commercial door opening - Delivered part assembled

### Evo Plus High Back Finishes

#### Wooden Finishes for Square, Round and Bevelled Legs

Add £42 for Beech, suffix **.../BEL**

Add £64 for Stained Walnut, suffix **.../WAL**, Stained Espresso, suffix **.../ESL**, Stained Wenge, suffix **.../WEL**, Stained Black, suffix **.../BKL** - Add £71 for White, suffix **.../WHL**



#### Metal Finishes for Standard Evo Plus Leg

Add £0 for Chrome (Standard) - Add £46 for Silver, suffix **.../SF**, Black Graphite, suffix **.../BGF**, White, suffix **.../WF** - Add £25 for Black Chrome, suffix **.../BCF**

Add £62 for Black, suffix **.../BF**, Praline, suffix **.../PLF**, Olive Green, suffix **.../OVF**, Atlantic Blue, suffix **.../ABF**, Sapphire Blue, suffix **.../SBF**, Mustard Yellow, suffix **.../MYF**, Terracotta, suffix **.../TCF**, Conker Brown, suffix **.../CBF**



#### Metal Finishes for Cubeform Leg

Add £142 for Silver, suffix **.../CFL/SF**, Black Graphite, suffix **.../CFL/BGF**, White, suffix **.../CFL/WF** - Add £237 for Chrome Effect, suffix **.../CFL/CF**

Add £195 for Black, suffix **.../CFL/BF**, Praline, suffix **.../CFL/PLF**, Olive Green, suffix **.../CFL/OVF**, Atlantic Blue, suffix **.../CFL/ABF**, Sapphire Blue, suffix **.../CFL/SBF**, Mustard Yellow, suffix **.../CFL/MYF**, Terracotta, suffix **.../CFL/TCF**, Conker Brown, suffix **.../CFL/CFB**



### Evo Plus High Back Options

#### Leg Options

Square Wooden Leg, suffix **.../SWL**, see above for prices

Round Wooden Leg, suffix **.../RWL**, see above for prices

Bevelled Wooden Leg, suffix **.../BWL**, see above for prices

Cubeform Leg, see above for prices

#### Linking Options

£33 for Linking Device (Not available if specified with Cubeform Leg), **FTLP**

#### Power Options for Rectangular Units

Add £445 for Right-Hand Port Hole Power Module in Grey, suffix **.../PHPMGRH**

Add £445 for Right-Hand Port Hole Power Module in Black, suffix **.../PHPMBRH**

Add £445 for Right-Hand Port Hole Power Module in White, suffix **.../PHPMWRH**

Add £445 for Left-Hand Port Hole Power Module in Grey, suffix **.../PHPMGLH**

Add £445 for Left-Hand Port Hole Power Module in Black, suffix **.../PHPMBLH**


Add £445 for Left-Hand Port Hole Power Module in White, suffix **.../PHPMWLH**

£20 for 3M Wieland Mains Cable, **3M**

£25 for 5M Wieland Mains Cable, **5M**

£30 for 7M Wieland Mains Cable, **7M**

#### Leg Options



.../SWL

.../RWL

.../BWL

.../CFL

#### Linking Options



FTLP

#### Power Options

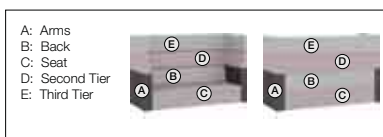


.../PHPMBLH

.../PHPMBRH

5M

#### Fabric Selection Reference



When multiple fabric bands are specified, the unit price will reflect the highest fabric band requested.

#### Matching Coffee Tables



See page 211

See page 211

See page 212

#### Complementing Coffee Tables



See page 215

# Evo Plus High Back Privacy Panel

## Modular Sofas

**Modular Sofas:** Free standing privacy panel - Complete with fixed table - Scallop Top - Cable access from underside of table to base of the privacy panel



### Privacy Panel for One-Seater Booth

Panel Size - 1000w x 1350h  
Table Size - 650w x 750d

#### EVOPHBP1...

Group 1	_____	£2,231
Group 2	_____	£2,306
Group 3	_____	£2,395
Group 4	_____	£2,493
Group 5	_____	£2,591
Group 6	_____	£2,731
Group 7	_____	£2,980
Leather	_____	POA



### Privacy Panel for Two-Seater Booth

Panel Size - 1000w x 1350h  
Table Size - 1000w x 750d

#### EVOPHBP2...

Group 1	_____	£2,299
Group 2	_____	£2,366
Group 3	_____	£2,463
Group 4	_____	£2,560
Group 5	_____	£2,659
Group 6	_____	£2,799
Group 7	_____	£3,048
Leather	_____	POA



### Privacy Panel for Three-Seater Booth

Panel Size - 1000w x 1350h  
Table Size - 1500w x 750d

#### EVOPHBP3...

Group 1	_____	£2,367
Group 2	_____	£2,433
Group 3	_____	£2,532
Group 4	_____	£2,628
Group 5	_____	£2,727
Group 6	_____	£2,869
Group 7	_____	£3,116
Leather	_____	POA

## Evo Plus High Back Privacy Panel Finishes

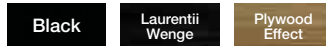
### MFC Finishes

Ash, Autumn Cherry, Beech, Chester Oak, English Walnut, Grey, Grey Nebraska Oak, Laurentii Wenge, Natural Nebraska Oak, White



### Edging Finishes

Add £36 (per top) for White with Black, White with Laurentii Wenge - Add £46 (per top) for White with Plywood Effect



### Table Leg, Bracket and Feet Metal Finishes

Add £0 for Silver, suffix .../TLSF, Black Graphite, suffix .../TLBGF, White, suffix .../TLWF - Add £66 for Chrome Effect, suffix .../TLCF  
Add £62 for Black, suffix .../TLBF, Praline, suffix .../TLPLF, Olive Green, suffix .../TLOVF, Atlantic Blue, suffix .../TLABF, Sapphire Blue, suffix .../TLSBF, Mustard Yellow, suffix .../TLMYF, Terracotta, suffix .../TLTCF, Conker Brown, suffix .../TLCBF



## Evo Plus High Back Privacy Panel Options

### Cut Out Options

(Required when FDT... Power Modules are specified)  
Add £21 for Cut out for Cables in MFC Table, suffix .../CO

### Power Options

£82 for Flex 2 Gang Desk Top Power Module in Grey, **FDT/2P/G**  
£74 for Flex 2 Gang Desk Top Power Module in Black, **FDT/2P/B**  
£74 for Flex 2 Gang Desk Top Power Module in White, **FDT/2P/W**  
£7 for Desktop Power Module Adhesive Fixing Kit, **AFK**  
£20 for 3M Wieland Mains Cable, **3M**  
£25 for 5M Wieland Mains Cable, **5M**  
£30 for 7M Wieland Mains Cable, **7M**

### Power Options



FDT/2P/G


AFK

5M



# Evo Plus Medium Back

Modular Sofas






Medium backed soft seating offers a compromise between open plan spaces and enclosed acoustic pods. Offering a space to communicate with colleagues, Evo Plus Medium Back provides a degree of visual and acoustic privacy and reduces distractions. The back height of this range is 300mm lower than the Evo High Back variant, that allows it to feel slightly less enclosed and more communal. As with the High Back, there are twenty-seven component pieces that can be individually combined, to create dynamic layouts suitable for many different work spaces. A range of options are available with Evo Plus offering various feet options, including a chrome foot, a choice of wooden feet or a Cubeform style leg. There is also the option to add power modules to the rectangular units. The Evo Plus coffee tables further complete the family. Fully upholstered to your specification, Evo Plus Medium Back is a contemporary, versatile choice.



# Evo Plus Medium Back

## Modular Sofas

**Modular Sofas:** Modular medium back seating system - Increased privacy in open workspaces - Multiple configuration options - CMHR foam - Acoustic qualities  
Serpentine sprung seat on all rectangular modules - FSC certified wooden frame structure - **Chrome frame as standard** - Protective feet  
Optional wooden feet or Cubeform leg, linking mechanism and power options - Fits through standard commercial door opening - Delivered part assembled

 Serpentine Sprung Seat  Compatible with Cubeform Leg  Cushions, see page 553



**Small One-Seater Full Medium Back Sofa**

600w x 700d x 1050h x 450sh

 **EVOPMB9**

Group 1	£1,290
Group 2	£1,347
Group 3	£1,407
Group 4	£1,470
Group 5	£1,533
Group 6	£1,618
Group 7	£1,789
Leather	£1,882



**One-Seater Full Medium Back Sofa**

700w x 700d x 1050h x 450sh

 **EVOPMB10**

Group 1	£1,571
Group 2	£1,633
Group 3	£1,711
Group 4	£1,785
Group 5	£1,859
Group 6	£1,962
Group 7	£2,164
Leather	£2,270



**Two-Seater with Full Medium Back**

1200w x 700d x 1050h x 450sh

 **EVOPMB11**

Group 1	£1,778
Group 2	£1,874
Group 3	£1,986
Group 4	£2,097
Group 5	£2,212
Group 6	£2,360
Group 7	£2,665
Leather	£2,810



**Three-Seater Full Medium Back Sofa**

1700w x 700d x 1050h x 450sh

 **EVOPMB12**

Group 1	£2,340
Group 2	£2,461
Group 3	£2,612
Group 4	£2,762
Group 5	£2,912
Group 6	£3,110
Group 7	£3,509
Leather	£3,709



**Corner with Full Medium Back Sofa**

700w x 700d x 1050h x 450sh

 **EVOPMB13**

Group 1	£2,300
Group 2	£2,392
Group 3	£2,512
Group 4	£2,629
Group 5	£2,748
Group 6	£2,911
Group 7	£3,228
Leather	£3,412



**Curved 90 Degree Full Medium Back Sofa**

1400w x 1400d x 1050h x 450sh

 **EVOPMB14**

Group 1	£3,564
Group 2	£3,699
Group 3	£3,840
Group 4	£3,977
Group 5	£4,158
Group 6	£4,482
Group 7	£4,908
Leather	£5,264



**Convex Curved 90 Degree Full Medium Back Sofa**

1400w x 1400d x 1050h x 450sh

 **EVOPMB36**

Group 1	£3,258
Group 2	£3,356
Group 3	£3,459
Group 4	£3,561
Group 5	£3,682
Group 6	£3,877
Group 7	£4,168
Leather	£4,463



**Two-Seater Full Left Corner Medium Back Sofa**

1200w x 700d x 1050h x 450sh

 **EVOPMB35**

Group 1	£2,358
Group 2	£2,465
Group 3	£2,609
Group 4	£2,748
Group 5	£2,887
Group 6	£3,079
Group 7	£3,453
Leather	£3,625



**Two-Seater Full Right Corner Medium Back Sofa**

1200w x 700d x 1050h x 450sh

 **EVOPMB34**

Group 1	£2,358
Group 2	£2,465
Group 3	£2,609
Group 4	£2,748
Group 5	£2,887
Group 6	£3,079
Group 7	£3,453
Leather	£3,625



**Two-Seater Left Half Medium Back Sofa**

1200w x 700d x 1050h x 450sh

 **EVOPMB16**

Group 1	£1,497
Group 2	£1,569
Group 3	£1,652
Group 4	£1,736
Group 5	£1,820
Group 6	£1,931
Group 7	£2,161
Leather	£2,295



**Two-Seater Right Half Medium Back Sofa**

1200w x 700d x 1050h x 450sh

 **EVOPMB17**

Group 1	£1,497
Group 2	£1,569
Group 3	£1,652
Group 4	£1,736
Group 5	£1,820
Group 6	£1,931
Group 7	£2,161
Leather	£2,295

# Evo Plus Medium Back

## Modular Sofas

**Modular Sofas:** Modular medium back seating system - Increased privacy in open workspaces - Multiple configuration options - CMHR foam - Acoustic qualities  
Serpentine sprung seat on all rectangular modules - FSC certified wooden frame structure - **Chrome frame as standard** - Protective feet  
Optional wooden feet or Cubeform leg, linking mechanism and power options - Fits through standard commercial door opening - Delivered part assembled

Serpentine Sprung Seat Compatible with Cubeform Leg Cushions, see page 553



**Three-Seater Left Two-Thirds Medium Back Sofa**

1700w x 700d x 1050h x 450sh

**EVOPMB18**

Group 1	£1,937
Group 2	£2,032
Group 3	£2,142
Group 4	£2,254
Group 5	£2,366
Group 6	£2,514
Group 7	£2,812
Leather	£3,005



**Three-Seater Right Two-Thirds Medium Back Sofa**

1700w x 700d x 1050h x 450sh

**EVOPMB19**

Group 1	£1,937
Group 2	£2,032
Group 3	£2,142
Group 4	£2,254
Group 5	£2,366
Group 6	£2,514
Group 7	£2,812
Leather	£3,005



**Three-Seater Middle Third Medium Back Sofa**

1700w x 700d x 1050h x 450sh

**EVOPMB20**

Group 1	£1,674
Group 2	£1,756
Group 3	£1,851
Group 4	£1,949
Group 5	£2,044
Group 6	£2,168
Group 7	£2,423
Leather	£2,606



**One-Seater Left-Arm Full Medium Back Sofa**

750w x 700d x 1050h x 450sh

**EVOPMB21**

Group 1	£2,098
Group 2	£2,185
Group 3	£2,295
Group 4	£2,408
Group 5	£2,519
Group 6	£2,670
Group 7	£2,971
Leather	£3,126



**One-Seater Right-Arm Full Medium Back Sofa**

750w x 700d x 1050h x 450sh

**EVOPMB24**

Group 1	£2,098
Group 2	£2,185
Group 3	£2,295
Group 4	£2,408
Group 5	£2,519
Group 6	£2,670
Group 7	£2,971
Leather	£3,126



**Two-Seater Left-Arm Full Medium Back Sofa**

1350w x 700d x 1050h x 450sh

**EVOPMB22**

Group 1	£2,475
Group 2	£2,588
Group 3	£2,725
Group 4	£2,862
Group 5	£2,998
Group 6	£3,183
Group 7	£3,546
Leather	£3,752



**Two-Seater Right-Arm Full Medium Back Sofa**

1350w x 700d x 1050h x 450sh

**EVOPMB25**

Group 1	£2,475
Group 2	£2,588
Group 3	£2,725
Group 4	£2,862
Group 5	£2,998
Group 6	£3,183
Group 7	£3,546
Leather	£3,752



**Three-Seater Left-Arm Full Medium Back Sofa**

1850w x 700d x 1050h x 450sh

**EVOPMB23**

Group 1	£2,962
Group 2	£3,105
Group 3	£3,277
Group 4	£3,449
Group 5	£3,619
Group 6	£3,848
Group 7	£4,306
Leather	£4,606



**Three-Seater Right-Arm Full Medium Back Sofa**

1850w x 700d x 1050h x 450sh

**EVOPMB26**

Group 1	£2,962
Group 2	£3,105
Group 3	£3,277
Group 4	£3,449
Group 5	£3,619
Group 6	£3,848
Group 7	£4,306
Leather	£4,606



**Two-Seater Left-Arm Left Half Medium Back Sofa**

1350w x 700d x 1050h x 450sh

**EVOPMB27**

Group 1	£2,274
Group 2	£2,379
Group 3	£2,513
Group 4	£2,639
Group 5	£2,770
Group 6	£2,946
Group 7	£3,293
Leather	£3,506



**Two-Seater Right-Arm Right Half Medium Back Sofa**

1350w x 700d x 1050h x 450sh




**EVOPMB29**

Group 1	£2,274
Group 2	£2,379
Group 3	£2,513
Group 4	£2,639
Group 5	£2,770
Group 6	£2,946
Group 7	£3,293
Leather	£3,506

# Evo Plus Medium Back

## Modular Sofas

**Modular Sofas:** Modular medium back seating system - Increased privacy in open workspaces - Multiple configuration options - CMHR foam - Acoustic qualities  
Serpentine sprung seat on all rectangular modules - FSC certified wooden frame structure - **Chrome frame as standard** - Protective feet  
Optional wooden feet or Cubeform Leg, linking mechanism and power options - Fits through standard commercial door opening - Delivered part assembled

 Serpentine Sprung Seat  Compatible with Cubeform Leg  Cushions, see page 553



**Three-Seater Left-Arm  
Two-Thirds Medium Back Sofa**  
1850w x 700d x 1050h x 450sh

 **EVOPMB28**

Group 1	£2,652
Group 2	£2,784
Group 3	£2,943
Group 4	£3,099
Group 5	£3,257
Group 6	£3,471
Group 7	£3,893
Leather	£4,159



**Three-Seater Right-Arm  
Two-Thirds Medium Back Sofa**  
1850w x 700d x 1050h x 450sh

 **EVOPMB30**

Group 1	£2,652
Group 2	£2,784
Group 3	£2,943
Group 4	£3,099
Group 5	£3,257
Group 6	£3,471
Group 7	£3,893
Leather	£4,159



**One-Seater Full Medium Back  
Sofa with Arms**  
900w x 700d x 1050h x 450sh

 **EVOPMB31**

Group 1	£2,276
Group 2	£2,382
Group 3	£2,530
Group 4	£2,670
Group 5	£2,855
Group 6	£3,058
Group 7	£3,433
Leather	£3,859



**Two-Seater Full Medium Back  
Sofa with Arms**  
1500w x 700d x 1050h x 450sh

 **EVOPMB32**

Group 1	£2,668
Group 2	£2,808
Group 3	£2,998
Group 4	£3,183
Group 5	£3,443
Group 6	£3,735
Group 7	£4,210
Leather	£4,761



**Three-Seater Full Medium Back  
Sofa with Arms**  
2000w x 700d x 1050h x 450sh

 **EVOPMB33**

Group 1	£3,140
Group 2	£3,312
Group 3	£3,538
Group 4	£3,758
Group 5	£4,072
Group 6	£4,436
Group 7	£5,049
Leather	£5,759

# Evo Plus Medium Back

## Modular Sofas

**Modular Sofas:** Modular medium back seating system - Increased privacy in open workspaces - Multiple configuration options - CMHR foam - Acoustic qualities  
Serpentine sprung seat on all rectangular modules - FSC certified wooden frame structure - **Chrome frame as standard** - Protective feet  
Optional wooden feet or Cubeform leg, linking mechanism and power options - Fits through standard commercial door opening - Delivered part assembled

### Evo Plus Medium Back Finishes

#### Wooden Finishes for Square, Round and Bevelled Legs

Add £42 for Beech, suffix **.../BEL** - Add £64 for Stained Walnut, suffix **.../WAL**, Stained Espresso, suffix **.../ESL**, Stained Wenge, suffix **.../WEL**,  
Stained Black, suffix **.../BKL**, Stained Grey, suffix **.../GYL** - Add £71 for White, suffix **.../WHL**



#### Metal Finishes for Standard Evo Plus Leg

Add £0 for Chrome (Standard) - Add £46 for Silver, suffix **.../SF**, Black Graphite, suffix **.../BGF**, White, suffix **.../WF** - Add £25 for Black Chrome, suffix **.../BCF**  
Add £62 for Black, suffix **.../BF**, Praline, suffix **.../PLF**, Olive Green, suffix **.../OVF**, Atlantic Blue, suffix **.../ABF**, Sapphire Blue, suffix **.../SBF**,  
Mustard Yellow, suffix **.../MYF**, Terracotta, suffix **.../TCF**, Conker Brown, suffix **.../CBF**



#### Metal Finishes for Cubeform Leg

Add £142 for Silver, suffix **.../CFL/SF**, Black Graphite, suffix **.../CFL/BGF**, White, suffix **.../CFL/WF** - Add £237 for Chrome Effect, suffix **.../CFL/CF**  
Add £195 for Black, suffix **.../CFL/BF**, Praline, suffix **.../CFL/PLF**, Olive Green, suffix **.../CFL/OVF**, Atlantic Blue, suffix **.../CFL/ABF**, Sapphire Blue, suffix **.../CFL/SBF**,  
Mustard Yellow, suffix **.../CFL/MYF**, Terracotta, suffix **.../CFL/TCF**, Conker Brown, suffix **.../CFL/CFB**



### Evo Plus Medium Back Options

#### Leg Options

Square Wooden Leg, suffix **.../SWL**, see above for prices  
Round Wooden Leg, suffix **.../RWL**, see above for prices  
Bevelled Wooden Leg, suffix **.../BWL**, see above for prices  
Cubeform Leg, see above for prices

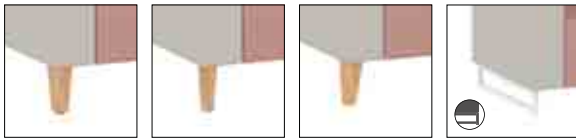
#### Linking Options

£33 for Linking Device (Not available if specified with Cubeform Leg), **FTLP**

#### Power Options for Rectangular Units

Add £445 for Right-Hand Port Hole Power Module in Grey, suffix **.../PHPMGRH**  
Add £445 for Right-Hand Port Hole Power Module in Black, suffix **.../PHPMBRH**  
Add £445 for Right-Hand Port Hole Power Module in White, suffix **.../PHPMWRH**  
Add £445 for Left-Hand Port Hole Power Module in Grey, suffix **.../PHPMGLH**  
Add £445 for Left-Hand Port Hole Power Module in Black, suffix **.../PHPMBLH**  
Add £445 for Left-Hand Port Hole Power Module in White, suffix **.../PHPMWLH**  
£20 for 3M Wieland Mains Cable, **3M**  
£25 for 5M Wieland Mains Cable, **5M**  
£30 for 7M Wieland Mains Cable, **7M**

#### Leg Options



.../SWL

.../RWL

.../BWL

.../CFL

#### Linking Options



FTLP

#### Power Options




.../PHPMBLH

.../PHPMBRH

5M

#### Fabric Selection Reference



When multiple fabric bands are specified, the unit price will reflect the highest fabric band requested.

#### Matching Coffee Tables



See page 211

See page 211

See page 212

#### Complementing Coffee Tables



See page 215

# Evo Plus Medium Back Privacy Panel

## Modular Sofas

**Modular Sofas:** Free standing privacy panel - Complete with fixed table - Scallop Top - Cable access from underside of table to base of the privacy panel



### Privacy Panel for One-Seater Booth

Panel Size - 1000w x 1050h  
Table Size - 650w x 750d

#### EVOPMBP1...

Group 1	_____	£1,793
Group 2	_____	£1,841
Group 3	_____	£1,914
Group 4	_____	£1,987
Group 5	_____	£2,061
Group 6	_____	£2,161
Group 7	_____	£2,360
Leather	_____	POA



### Privacy Panel for Two-Seater Booth

Panel Size - 1000w x 1050h  
Table Size - 1000w x 750d

#### EVOPMBP2...

Group 1	_____	£1,861
Group 2	_____	£1,910
Group 3	_____	£1,983
Group 4	_____	£2,057
Group 5	_____	£2,129
Group 6	_____	£2,229
Group 7	_____	£2,424
Leather	_____	POA



### Privacy Panel for Three-Seater Booth

Panel Size - 1000w x 1050h  
Table Size - 1500w x 750d

#### EVOPMBP3...

Group 1	_____	£1,929
Group 2	_____	£1,977
Group 3	_____	£2,048
Group 4	_____	£2,124
Group 5	_____	£2,196
Group 6	_____	£2,296
Group 7	_____	£2,494
Leather	_____	POA

## Evo Plus Medium Back Privacy Panel Finishes

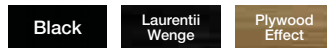
### MFC Finishes

Ash, Autumn Cherry, Beech, Chester Oak, English Walnut, Grey, Grey Nebraska Oak, Laurentii Wenge, Natural Nebraska Oak, White



### Edging Finishes

Add £36 (per top) for White with Black, White with Laurentii Wenge - Add £46 (per top) for White with Plywood Effect



### Table Leg, Bracket and Feet Metal Finishes

Add £0 for Silver, suffix **.../TLSF**, Black Graphite, suffix **.../TLBGF**, White, suffix **.../TLWF** - Add £66 for Chrome Effect, suffix **.../TLCF**  
Add £62 for Black, suffix **.../TLBF**, Praline, suffix **.../TLPLF**, Olive Green, suffix **.../TLOVF**, Atlantic Blue, suffix **.../TLABF**, Sapphire Blue, suffix **.../TLSBF**, Mustard Yellow, suffix **.../TLMYF**, Terracotta, suffix **.../TLTCF**, Conker Brown, suffix **.../TLCBF**



## Evo Plus Medium Back Privacy Panel Options

### Cut Out Options

(Required when FDT... Power Modules are specified)

Add £21 for Cut out for Cables in MFC Table, suffix **.../CO**

### Power Options

£82 for Flex 2 Gang Desk Top Power Module in Grey, **FDT/2P/G**

£74 for Flex 2 Gang Desk Top Power Module in Black, **FDT/2P/B**

£74 for Flex 2 Gang Desk Top Power Module in White, **FDT/2P/W**

£7 for Desktop Power Module Adhesive Fixing Kit, **AFK**

£20 for 3M Wieland Mains Cable, **3M**

£25 for 5M Wieland Mains Cable, **5M**

£30 for 7M Wieland Mains Cable, **7M**

### Power Options



FDT/2P/G



AFK



5M

# Evo Plus

Modular Sofas






Evo Plus embraces the modern movement towards an agile environment. This modular seating range is designed to give architects the freedom to create layouts around unique work spaces. The Evo Plus family incorporates chairs, curved corners, chaise longues, triangular sections, sofas and coffee tables, making it suitable in any contemporary interior. It can be used as a standalone module or linked to create unique lounging areas in large open spaces. A range of options are available with Evo Plus offering various feet options, including a chrome foot, a choice of wooden feet or a Cubeform style leg. There is also the option to add power modules to the rectangular units. Evo Plus effortlessly partners versatility with contemporary modular design in a range of settings across corporate and hospitality environments.



# Evo Plus

## Modular Sofas

**Modular Sofas:** Modular seating system - Multiple configuration options - CMHR foam - Serpentine sprung seat on all rectangular modules  
 FSC certified wooden frame structure - **Chrome frame as standard** - Protective feet - Optional wooden feet or Cubeform leg, linking mechanism and power options

 Serpentine Sprung Seat  Compatible with Cubeform Leg  Cushions, see page 553



**Small One-Seater Sofa**  
600w x 700d x 450h x 450sh

**EVOP1**

Group 1	£625
Group 2	£652
Group 3	£686
Group 4	£720
Group 5	£752
Group 6	£792
Group 7	£881
Leather	£915



**One-Seater Sofa**  
700w x 700d x 450h x 450sh

**EVOP2**

Group 1	£793
Group 2	£834
Group 3	£880
Group 4	£921
Group 5	£964
Group 6	£1,025
Group 7	£1,139
Leather	£1,183



**Two-Seater Sofa**  
1200w x 700d x 450h x 450sh

**EVOP3**

Group 1	£828
Group 2	£880
Group 3	£931
Group 4	£985
Group 5	£1,039
Group 6	£1,108
Group 7	£1,256
Leather	£1,320



**Three-Seater Sofa**  
1700w x 700d x 450h x 450sh

**EVOP4**

Group 1	£1,005
Group 2	£1,063
Group 3	£1,129
Group 4	£1,194
Group 5	£1,258
Group 6	£1,347
Group 7	£1,517
Leather	£1,609



**45 Degree Sofa**  
555w x 700d x 450h x 450sh

**EVOP5**

Group 1	£686
Group 2	£715
Group 3	£748
Group 4	£780
Group 5	£813
Group 6	£856
Group 7	£943
Leather	£974



**90 Degree Sofa**  
990w x 700d x 450h x 450sh

**EVOP6**

Group 1	£865
Group 2	£903
Group 3	£949
Group 4	£993
Group 5	£1,037
Group 6	£1,095
Group 7	£1,212
Leather	£1,255



**180 Degree Sofa**  
1400w x 700d x 450h x 450sh

**EVOP7**

Group 1	£1,166
Group 2	£1,214
Group 3	£1,270
Group 4	£1,324
Group 5	£1,379
Group 6	£1,452
Group 7	£1,598
Leather	£1,664



**Curved 90 Degree Sofa**  
1400w x 1400d x 450h x 450sh

**EVOP8**

Group 1	£1,600
Group 2	£1,666
Group 3	£1,721
Group 4	£1,775
Group 5	£1,847
Group 6	£1,977
Group 7	£2,137
Leather	£2,320



**Small One-Seater Full Back Sofa**  
600w x 700d x 750h x 450sh

**EVOP9**

Group 1	£932
Group 2	£971
Group 3	£1,017
Group 4	£1,060
Group 5	£1,102
Group 6	£1,163
Group 7	£1,279
Leather	£1,339



**One-Seater Full Back Sofa**  
700w x 700d x 750h x 450sh

**EVOP10**

Group 1	£1,171
Group 2	£1,221
Group 3	£1,275
Group 4	£1,333
Group 5	£1,384
Group 6	£1,458
Group 7	£1,604
Leather	£1,678



**Two-Seater Full Back Sofa**  
1200w x 700d x 750h x 450sh

**EVOP11**

Group 1	£1,281
Group 2	£1,358
Group 3	£1,447
Group 4	£1,534
Group 5	£1,622
Group 6	£1,736
Group 7	£1,971
Leather	£2,066



**Three-Seater Full Back Sofa**  
1700w x 700d x 750h x 450sh

**EVOP12**




Group 1	£1,646
Group 2	£1,732
Group 3	£1,830
Group 4	£1,928
Group 5	£2,025
Group 6	£2,155
Group 7	£2,415
Leather	£2,547



# Evo Plus

## Modular Sofas

**Modular Sofas:** Modular seating system - Multiple configuration options - CMHR foam - Serpentine sprung seat on all rectangular modules  
 FSC certified wooden frame structure - **Chrome frame as standard** - Protective feet - Optional wooden feet or Cubeform leg, linking mechanism and power options

 Serpentine Sprung Seat  Compatible with Cubeform Leg  Cushions, see page 553



**Corner Full Back Sofa**  
700w x 700d x 750h x 450sh

**EVOP13**

Group 1	£1,533
Group 2	£1,599
Group 3	£1,674
Group 4	£1,750
Group 5	£1,827
Group 6	£1,929
Group 7	£2,130
Leather	£2,254



**Curved 90 Degree Full Back Sofa**  
1400w x 1400d x 750h x 450sh

**EVOP14**

Group 1	£2,597
Group 2	£2,704
Group 3	£2,804
Group 4	£2,895
Group 5	£3,025
Group 6	£3,270
Group 7	£3,562
Leather	£3,821



**Convex Curved 90 Degree Full Back Sofa**  
1400w x 1400d x 750h x 450sh

**EVOP36**

Group 1	£2,450
Group 2	£2,532
Group 3	£2,610
Group 4	£2,687
Group 5	£2,784
Group 6	£2,947
Group 7	£3,172
Leather	£3,529



**Curved 180 Degree Full Back Sofa**  
1400w x 700d x 750h x 450sh

**EVOP15**

Group 1	£1,471
Group 2	£1,539
Group 3	£1,617
Group 4	£1,693
Group 5	£1,769
Group 6	£1,868
Group 7	£2,068
Leather	£2,168



**Two-Seater Full Left Corner Back Sofa**  
1200w x 700d x 750h x 450sh

**EVOP35**

Group 1	£1,588
Group 2	£1,674
Group 3	£1,775
Group 4	£1,869
Group 5	£1,966
Group 6	£2,098
Group 7	£2,356
Leather	£2,472



**Two-Seater Full Right Corner Back Sofa**  
1200w x 700d x 750h x 450sh

**EVOP34**

Group 1	£1,588
Group 2	£1,674
Group 3	£1,775
Group 4	£1,869
Group 5	£1,966
Group 6	£2,098
Group 7	£2,356
Leather	£2,472



**Two-Seater Left Half Back Sofa**  
1200w x 700d x 750h x 450sh

**EVOP16**

Group 1	£1,139
Group 2	£1,199
Group 3	£1,263
Group 4	£1,327
Group 5	£1,392
Group 6	£1,477
Group 7	£1,652
Leather	£1,742



**Two-Seater Right Half Back Sofa**  
1200w x 700d x 750h x 450sh

**EVOP17**

Group 1	£1,139
Group 2	£1,199
Group 3	£1,263
Group 4	£1,327
Group 5	£1,392
Group 6	£1,477
Group 7	£1,652
Leather	£1,742



**Three-Seater Left Two-Thirds Back Sofa**  
1700w x 700d x 750h x 450sh

**EVOP18**

Group 1	£1,441
Group 2	£1,516
Group 3	£1,603
Group 4	£1,690
Group 5	£1,776
Group 6	£1,891
Group 7	£2,122
Leather	£2,246



**Three-Seater Right Two-Thirds Back Sofa**  
1700w x 700d x 750h x 450sh

**EVOP19**

Group 1	£1,441
Group 2	£1,516
Group 3	£1,603
Group 4	£1,690
Group 5	£1,776
Group 6	£1,891
Group 7	£2,122
Leather	£2,246



**Three-Seater Middle Third Back Sofa**  
1700w x 700d x 750h x 450sh




**EVOP20**

Group 1	£1,318
Group 2	£1,384
Group 3	£1,462
Group 4	£1,538
Group 5	£1,613
Group 6	£1,714
Group 7	£1,915
Leather	£2,036

# Evo Plus

## Modular Sofas

**Modular Sofas:** Modular seating system - Multiple configuration options - CMHR foam - Serpentine sprung seat on all rectangular modules  
 FSC certified wooden frame structure - **Chrome frame as standard** - Protective feet - Optional wooden feet or Cubeform leg, linking mechanism and power options

 Serpentine Sprung Seat  Compatible with Cubeform Leg  Cushions, see page 553



**One-Seater Left-Arm Full Back Sofa**

750w x 700d x 750h x 450sh

**EVOP21**

Group 1	£1,178
Group 2	£1,246
Group 3	£1,320
Group 4	£1,397
Group 5	£1,472
Group 6	£1,574
Group 7	£1,777
Leather	£1,881



**One-Seater Right-Arm Full Back Sofa**

750w x 700d x 750h x 450sh

**EVOP24**

Group 1	£1,178
Group 2	£1,246
Group 3	£1,320
Group 4	£1,397
Group 5	£1,472
Group 6	£1,574
Group 7	£1,777
Leather	£1,881



**Two-Seater Left-Arm Full Back Sofa**

1350w x 700d x 750h x 450sh

**EVOP22**

Group 1	£1,521
Group 2	£1,609
Group 3	£1,706
Group 4	£1,806
Group 5	£1,902
Group 6	£2,031
Group 7	£2,292
Leather	£2,429



**Two-Seater Right-Arm Full Back Sofa**

1350w x 700d x 750h x 450sh

**EVOP25**

Group 1	£1,521
Group 2	£1,609
Group 3	£1,706
Group 4	£1,806
Group 5	£1,902
Group 6	£2,031
Group 7	£2,292
Leather	£2,429



**Three-Seater Left-Arm Full Back Sofa**

1850w x 700d x 750h x 450sh

**EVOP23**

Group 1	£1,882
Group 2	£1,991
Group 3	£2,107
Group 4	£2,227
Group 5	£2,346
Group 6	£2,504
Group 7	£2,821
Leather	£3,022



**Three-Seater Right-Arm Full Back Sofa**

1850w x 700d x 750h x 450sh

**EVOP26**

Group 1	£1,882
Group 2	£1,991
Group 3	£2,107
Group 4	£2,227
Group 5	£2,346
Group 6	£2,504
Group 7	£2,821
Leather	£3,022



**Two-Seater Left-Arm Half Back Sofa**

1350w x 700d x 750h x 450sh

**EVOP27**

Group 1	£1,380
Group 2	£1,468
Group 3	£1,567
Group 4	£1,664
Group 5	£1,762
Group 6	£1,891
Group 7	£2,151
Leather	£2,292



**Two-Seater Right-Arm Half Back Sofa**

1350w x 700d x 750h x 450sh

**EVOP29**

Group 1	£1,380
Group 2	£1,468
Group 3	£1,567
Group 4	£1,664
Group 5	£1,762
Group 6	£1,891
Group 7	£2,151
Leather	£2,292



**Three-Seater Left-Arm Two-Thirds Back Sofa**

1850w x 700d x 750h x 450sh

**EVOP28**

Group 1	£1,698
Group 2	£1,808
Group 3	£1,922
Group 4	£2,041
Group 5	£2,160
Group 6	£2,319
Group 7	£2,637
Leather	£2,814



**Three-Seater Right-Arm Two-Thirds Back Sofa**

1850w x 700d x 750h x 450sh




**EVOP30**

Group 1	£1,698
Group 2	£1,808
Group 3	£1,922
Group 4	£2,041
Group 5	£2,160
Group 6	£2,319
Group 7	£2,637
Leather	£2,814

# Evo Plus

## Modular Sofas

**Modular Sofas:** Modular seating system - Multiple configuration options - CMHR foam - Serpentine sprung seat on all rectangular modules  
 FSC certified wooden frame structure - **Chrome frame as standard** - Protective feet - Optional wooden feet or Cubeform leg, linking mechanism and power options

 Serpentine Sprung Seat  
  Compatible with Cubeform Leg  
  Cushions, see page 553



**One-Seater Full Back Sofa with Arms**

900w x 700d x 750h x 450sh

**EVOP31**

Group 1	_____	£1,416
Group 2	_____	£1,504
Group 3	_____	£1,601
Group 4	_____	£1,698
Group 5	_____	£1,794
Group 6	_____	£1,925
Group 7	_____	£2,186
Leather	_____	£2,332



**Two-Seater Full Back Sofa with Arms**

1500w x 700d x 750h x 450sh

**EVOP32**

Group 1	_____	£1,763
Group 2	_____	£1,889
Group 3	_____	£2,029
Group 4	_____	£2,169
Group 5	_____	£2,311
Group 6	_____	£2,499
Group 7	_____	£2,875
Leather	_____	£3,060



**Three-Seater Full Back Sofa with Arms**

2000w x 700d x 750h x 450sh

**EVOP33**

Group 1	_____	£2,124
Group 2	_____	£2,297
Group 3	_____	£2,494
Group 4	_____	£2,687
Group 5	_____	£2,881
Group 6	_____	£3,142
Group 7	_____	£3,659
Leather	_____	£3,903



# Evo Plus

## Modular Sofas

**Modular Sofas:** Modular seating system - Multiple configuration options - CMHR foam - Serpentine sprung seat on all rectangular modules  
 FSC certified wooden frame structure - **Chrome frame as standard** - Protective feet - Optional wooden feet or Cubeform leg, linking mechanism and power options

### Evo Plus Finishes

#### Wooden Finishes for Square, Round and Bevelled Legs

Add £42 for Beech, suffix **.../BEL** - Add £64 for Stained Walnut, suffix **.../WAL**, Stained Espresso, suffix **.../ESL**, Stained Wenge, suffix **.../WEL**,  
 Stained Black, suffix **.../BKL**, Stained Grey, suffix **.../GYL** - Add £71 for White, suffix **.../WHL**



#### Metal Finishes for Standard Evo Plus Leg

Add £0 for Chrome (Standard) - Add £46 for Silver, suffix **.../SF**, Black Graphite, suffix **.../BGF**, White, suffix **.../WF** - Add £25 for Black Chrome, suffix **.../BCF**  
 Add £62 for Black, suffix **.../BF**, Praline, suffix **.../PLF**, Olive Green, suffix **.../OVF**, Atlantic Blue, suffix **.../ABF**, Sapphire Blue, suffix **.../SBF**,  
 Mustard Yellow, suffix **.../MYF**, Terracotta, suffix **.../TCF**, Conker Brown, suffix **.../CBF**



#### Metal Finishes for Cubeform Leg

Add £142 for Silver, suffix **.../CFL/SF**, Black Graphite, suffix **.../CFL/BGF**, White, suffix **.../CFL/WF** - Add £237 for Chrome Effect, suffix **.../CFL/CF**  
 Add £195 for Black, suffix **.../CFL/BF**, Praline, suffix **.../CFL/PLF**, Olive Green, suffix **.../CFL/OVF**, Atlantic Blue, suffix **.../CFL/ABF**, Sapphire Blue, suffix **.../CFL/SBF**,  
 Mustard Yellow, suffix **.../CFL/MYF**, Terracotta, suffix **.../CFL/TCF**, Conker Brown, suffix **.../CFL/CFB**



### Evo Plus Options

#### Leg Options

Square Wooden Leg, suffix **.../SWL**, see above for prices  
 Round Wooden Leg, suffix **.../RWL**, see above for prices  
 Bevelled Wooden Leg, suffix **.../BWL**, see above for prices  
 Cubeform Leg, see above for prices

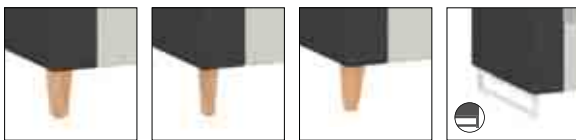
#### Linking Options

Add £33 for Linking Device (Not available if specified with Cubeform Leg), **FTLP**

#### Power Options for Rectangular Units

Add £445 for Right-Hand Port Hole Power Module in Grey, suffix **.../PHPMGRH**  
 Add £445 for Right-Hand Port Hole Power Module in Black, suffix **.../PHPMBRH**  
 Add £445 for Right-Hand Port Hole Power Module in White, suffix **.../PHPMWRH**  
 Add £445 for Left-Hand Port Hole Power Module in Grey, suffix **.../PHPMGLH**  
 Add £445 for Left-Hand Port Hole Power Module in Black, suffix **.../PHPMBLH**  
 Add £445 for Left-Hand Port Hole Power Module in White, suffix **.../PHPMWLH**  
 Add £20 for 3M Wieland Mains Cable, **3M**  
 Add £25 for 5M Wieland Mains Cable, **5M**  
 Add £30 for 7M Wieland Mains Cable, **7M**

#### Leg Options



.../SWL

.../RWL

.../BWL

.../CFL

#### Linking Options



FTLP

#### Power Options

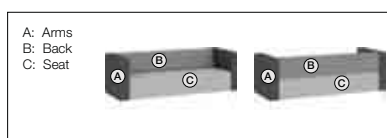


.../PHPMBLH

.../PHPMBRH

5M

#### Fabric Selection Reference



A: Arms  
 B: Back  
 C: Seat

When multiple fabric bands are specified, the unit price will reflect the highest fabric band requested.

#### Matching Coffee Tables



See page 211

See page 211

See page 212


#### Complementing Coffee Tables



See page 215

# Ella

## Modular Sofas




Ella is an elegant modular sofa range that combines sharp lines with distinct geometric form. The Ella family incorporates chairs, benches, chaise longues and coffee tables, assuring its suitability to any contemporary interior. All of the units sit on a purpose engineered steel sled leg which is available in a variety of epoxy painted finishes. Ella fulfils the brief either as a standalone sofa or as a modular upholstered collection. The range delivers the visual, functional and comfort needs of both corporate and leisure environments as well as lounges, hotel foyers and retail interiors.



# Ella

## Modular Sofas

**Modular Sofas:** Fully upholstered - CMHR foam - Serpentine sprung seat - Hardwood frame structure - Steel sled leg with epoxy powder coated finish  
 Chrome effect paint as standard - Protective glides

 Cushions, see page 553



**One-Seater Full Back Sofa**  
600w x 800d x 800h x 460sh

 **ELL1**

Group 1	£1,086
Group 2	£1,134
Group 3	£1,186
Group 4	£1,240
Group 5	£1,292
Group 6	£1,365
Group 7	£1,506
Leather	£1,506



**Two-Seater Full Back Sofa**  
1200w x 800d x 800h x 460sh

 **ELL2**

Group 1	£1,410
Group 2	£1,476
Group 3	£1,553
Group 4	£1,629
Group 5	£1,705
Group 6	£1,808
Group 7	£2,009
Leather	£2,009



**Three-Seater Full Back Sofa**  
1800w x 800d x 800h x 460sh

 **ELL3**

Group 1	£1,732
Group 2	£1,850
Group 3	£1,979
Group 4	£2,107
Group 5	£2,236
Group 6	£2,414
Group 7	£2,757
Leather	£2,757



**One-Seater Full Corner Back Sofa**  
820w x 820d x 800h x 460sh

 **ELL4**

Group 1	£1,730
Group 2	£1,810
Group 3	£1,895
Group 4	£1,981
Group 5	£2,064
Group 6	£2,183
Group 7	£2,414
Leather	£2,414



**One-Seater Left-Arm Full Back Sofa**  
720w x 800d x 800h x 460sh

 **ELL5**

Group 1	£1,421
Group 2	£1,502
Group 3	£1,588
Group 4	£1,672
Group 5	£1,762
Group 6	£1,875
Group 7	£2,103
Leather	£2,103



**One-Seater Right-Arm Full Back Sofa**  
720w x 800d x 800h x 460sh

 **ELL6**

Group 1	£1,421
Group 2	£1,502
Group 3	£1,588
Group 4	£1,672
Group 5	£1,762
Group 6	£1,875
Group 7	£2,103
Leather	£2,103



**Two-Seater Left-Arm Full Back Sofa**  
1320w x 800d x 800h x 460sh

 **ELL7**


Group 1	£1,748
Group 2	£1,848
Group 3	£1,955
Group 4	£2,062
Group 5	£2,172
Group 6	£2,316
Group 7	£2,603
Leather	£2,603



**Two-Seater Right-Arm Full Back Sofa**  
1320w x 800d x 800h x 460sh

 **ELL8**

Group 1	£1,748
Group 2	£1,848
Group 3	£1,955
Group 4	£2,062
Group 5	£2,172
Group 6	£2,316
Group 7	£2,603
Leather	£2,603



**Three-Seater Left-Arm Full Back Sofa**  
1920w x 800d x 800h x 460sh

 **ELL9**

Group 1	£2,074
Group 2	£2,222
Group 3	£2,380
Group 4	£2,544
Group 5	£2,704
Group 6	£2,920
Group 7	£3,354
Leather	£3,354



**Three-Seater Right-Arm Full Back Sofa**  
1920w x 800d x 800h x 460sh

 **ELL10**

Group 1	£2,074
Group 2	£2,222
Group 3	£2,380
Group 4	£2,544
Group 5	£2,704
Group 6	£2,920
Group 7	£3,354
Leather	£3,354



**One-Seater Full Back Sofa with Arms**  
840w x 800d x 800h x 460sh

 **ELL11**

Group 1	£1,732
Group 2	£1,830
Group 3	£1,941
Group 4	£2,047
Group 5	£2,157
Group 6	£2,299
Group 7	£2,589
Leather	£2,589



**Two-Seater Full Back Sofa with Arms**  
1440w x 800d x 800h x 460sh


 **ELL12**

Group 1	£2,058
Group 2	£2,185
Group 3	£2,322
Group 4	£2,464
Group 5	£2,605
Group 6	£2,793
Group 7	£3,170
Leather	£3,170

# Ella

## Modular Sofas

**Modular Sofas:** Fully upholstered - CMHR foam - Serpentine sprung seat - Hardwood frame structure - Steel sled leg with epoxy powder coated finish  
 Chrome effect paint as standard - Protective glides

 Cushions, see page 553



**Three-Seater Full Back Sofa with Arms**

2040w x 800d x 800h x 460sh



**ELL13**

Group 1	_____	£2,380
Group 2	_____	£2,556
Group 3	_____	£2,750
Group 4	_____	£2,946
Group 5	_____	£3,139
Group 6	_____	£3,401
Group 7	_____	£3,916
Leather	_____	£3,916



**Small Footstool**

600w x 800d x 460h x 460sh



**ELL14**

Group 1	_____	£857
Group 2	_____	£896
Group 3	_____	£940
Group 4	_____	£984
Group 5	_____	£1,027
Group 6	_____	£1,087
Group 7	_____	£1,202
Leather	_____	£1,202



**Large Footstool**

1200w x 800d x 460h x 460sh



**ELL15**

Group 1	_____	£1,134
Group 2	_____	£1,182
Group 3	_____	£1,234
Group 4	_____	£1,289
Group 5	_____	£1,340
Group 6	_____	£1,414
Group 7	_____	£1,556
Leather	_____	£1,556

### Ella Finishes

#### Frame Finishes for Sled Leg

Add £0 for Chrome (Standard), Silver, suffix **.../SF**, Black Graphite, suffix **.../BGF**, White, suffix **.../WF**  
 Add £54 for Black, suffix **.../BF**, Praline, suffix **.../PLF**, Olive Green, suffix **.../OVF**, Atlantic Blue, suffix **.../ABF**, Sapphire Blue, suffix **.../SBF**,  
 Mustard Yellow, suffix **.../MYF**, Terracotta, suffix **.../TCF**, Conker Brown, suffix **.../CBF**



#### Frame Finishes for Cubeform Leg

Add £36 for Silver, suffix **.../CFL/SF**, Black Graphite, suffix **.../CFL/BGF**, White, suffix **.../CFL/WF**  
 Add £87 for Black, suffix **.../CFL/BF**, Praline, suffix **.../CFL/PLF**, Olive Green, suffix **.../CFL/OVF**, Atlantic Blue, suffix **.../CFL/ABF**, Sapphire Blue, suffix **.../CFL/SBF**,  
 Mustard Yellow, suffix **.../CFL/MYF**, Terracotta, suffix **.../CFL/TCF**, Conker Brown, suffix **.../CFL/CBF**



### Ella Options

#### Leg Options

Cubeform Leg, see above for prices

#### Linking Options

£33 for Linking Device, **FTLP**

#### Leg Options




.../CFL

#### Linking Options



FTLP

#### Fabric Selection Reference



When multiple fabric bands are specified, the unit price will reflect the highest fabric band requested.

#### Matching Coffee Tables



See page 211



See page 212

# Dalton

Soft Seating



Dalton carries an effortlessly majestic presence, perfect for use in contemporary interiors. The abundant proportions deliver an extremely comfortable one, two, three and four-seater sofa with the choice of three arm widths, making Dalton as practical as it is stylish.






# Dalton

## Soft Seating

**Soft Seating:** One, two, three and four-seater - Fully upholstered - CMHR foam - Three arm width options - Three back cushion options  
Optional two-tone, contrasting buttons and power options

 Cushions, see page 553



**One-Seater Sofa with 100mm Narrow Arms**

860w x 850d x 885h x 470sh

 **DAL1/NA...**

Group 1	_____	£1,695
Group 2	_____	£1,795
Group 3	_____	£1,858
Group 4	_____	£1,978
Group 5	_____	£2,079
Group 6	_____	£2,211
Group 7	_____	£2,507
Leather	_____	£2,687



**One-Seater Sofa with 200mm Mid Arms**

1060w x 850d x 885h x 470sh

 **DAL1/MA...**

Group 1	_____	£1,795
Group 2	_____	£1,908
Group 3	_____	£1,981
Group 4	_____	£2,119
Group 5	_____	£2,235
Group 6	_____	£2,387
Group 7	_____	£2,728
Leather	_____	£2,925



**One-Seater Sofa with 300mm Wide Arms**

1260w x 850d x 885h x 470sh

 **DAL1/WA...**

Group 1	_____	£1,845
Group 2	_____	£1,970
Group 3	_____	£2,042
Group 4	_____	£2,173
Group 5	_____	£2,288
Group 6	_____	£2,433
Group 7	_____	£2,766
Leather	_____	£2,979



**Two-Seater Sofa with 100mm Narrow Arms**

1480w x 850d x 885h x 470sh

 **DAL2/NA...**

Group 1	_____	£2,284
Group 2	_____	£2,435
Group 3	_____	£2,529
Group 4	_____	£2,702
Group 5	_____	£2,852
Group 6	_____	£3,044
Group 7	_____	£3,479
Leather	_____	£3,759



**Two-Seater Sofa with 200mm Mid Arms**

1680w x 850d x 885h x 470sh

 **DAL2/MA...**

Group 1	_____	£2,384
Group 2	_____	£2,548
Group 3	_____	£2,652
Group 4	_____	£2,843
Group 5	_____	£3,008
Group 6	_____	£3,220
Group 7	_____	£3,700
Leather	_____	£3,997



**Two-Seater Sofa with 300mm Wide Arms**

1880w x 850d x 885h x 470sh

 **DAL2/WA...**

Group 1	_____	£2,434
Group 2	_____	£2,610
Group 3	_____	£2,713
Group 4	_____	£2,897
Group 5	_____	£3,061
Group 6	_____	£3,266
Group 7	_____	£3,738
Leather	_____	£4,051



**Three-Seater Sofa with 100mm Narrow Arms**

2100w x 850d x 885h x 470sh

 **DAL3/NA...**

Group 1	_____	£2,925
Group 2	_____	£3,095
Group 3	_____	£3,211
Group 4	_____	£3,424
Group 5	_____	£3,610
Group 6	_____	£3,847
Group 7	_____	£4,384
Leather	_____	£4,744



**Three-Seater Sofa with 200mm Mid Arms**

2300w x 850d x 885h x 470sh

 **DAL3/MA...**

Group 1	_____	£3,025
Group 2	_____	£3,208
Group 3	_____	£3,334
Group 4	_____	£3,565
Group 5	_____	£3,766
Group 6	_____	£4,023
Group 7	_____	£4,605
Leather	_____	£4,982



**Three-Seater Sofa with 300mm Wide Arms**

2500w x 850d x 885h x 470sh


 **DAL3/WA...**

Group 1	_____	£3,075
Group 2	_____	£3,270
Group 3	_____	£3,395
Group 4	_____	£3,619
Group 5	_____	£3,819
Group 6	_____	£4,069
Group 7	_____	£4,643
Leather	_____	£5,036

# Dalton

## Soft Seating

**Soft Seating:** One, two, three and four-seater - Fully upholstered - CMHR foam - Three arm width options - Three back cushion options  
Optional two-tone, contrasting buttons and power options

 Cushions, see page 553



**Four-Seater Sofa with 100mm Narrow Arms (Supplied in 2 Sections)**  
2720w x 850d x 885h x 470sh

 **DAL4/NA...**

Group 1	£4,006
Group 2	£4,276
Group 3	£4,436
Group 4	£4,730
Group 5	£4,987
Group 6	£5,313
Group 7	£6,055
Leather	£6,505



**Four-Seater Sofa with 200mm Mid Arms (Supplied in 2 Sections)**  
2920w x 850d x 885h x 470sh

 **DAL4/MA...**

Group 1	£4,106
Group 2	£4,389
Group 3	£4,559
Group 4	£4,871
Group 5	£5,143
Group 6	£5,489
Group 7	£6,276
Leather	£6,743



**Four-Seater Sofa with 300mm Wide Arms (Supplied in 2 Sections)**  
3120w x 850d x 885h x 470sh

 **DAL4/WA...**

Group 1	£4,156
Group 2	£4,451
Group 3	£4,620
Group 4	£4,925
Group 5	£5,196
Group 6	£5,535
Group 7	£6,314
Leather	£6,797

### Dalton Finishes

#### Metal Frame Finishes

Add £0 for Brushed Silver, suffix **.../SF**, Black Chrome, suffix **.../BCF**

**.../SF**

**.../BCF**

### Dalton Options / Additions

#### Cushion Options for One-Seater Sofa

Plain Back Cushion, suffix **.../PC**, add £0  
Horizontally Stitched Back Cushion, suffix **.../SC**, add £43  
Buttoned Back Cushion, suffix **.../BC**, add £61

#### Cushion Options for Two-Seater Sofa

Plain Back Cushion, suffix **.../PC**, add £0  
Horizontally Stitched Back Cushion, suffix **.../SC**, add £86  
Buttoned Back Cushion, suffix **.../BC**, add £122

#### Cushion Options for Three-Seater Sofa

Plain Back Cushion, suffix **.../PC**, add £0  
Horizontally Stitched Back Cushion, suffix **.../SC**, add £129  
Buttoned Back Cushion, suffix **.../BC**, add £183

#### Cushion Options for Four-Seater Sofa

Plain Back Cushion, suffix **.../PC**, add £0  
Horizontally Stitched Back Cushion, suffix **.../SC**, add £172  
Buttoned Back Cushion, suffix **.../BC**, add £244

#### Two-Tone Options

*When multiple fabric bands are specified, the unit price will reflect the highest fabric band requested.*

For All Sofas, suffix **.../TT**, add £0

#### Single Colour Contrasting Button Options

For One-Seater Sofa, suffix **.../CB**, add £50  
For Two-Seater Sofa, suffix **.../CB**, add £100  
For Three-Seater Sofa, suffix **.../CB**, add £150  
For Four-Seater Sofa, suffix **.../CB**, add £200

#### Power Additions for All Sofas

*Retro-fittable power modules, supplied ready to install.*

*Can be positioned on LH and RH ends only.*

*1x Power, 1x USB Twin Charger (type A+C).*

Norge Power Module in Silver Aluminium Surround/Gloss Grey Fascia,

**POW/NGE/1P1T/SG**, add £110

Norge Power Module in Black Aluminium Surround/Gloss Black Fascia,

**POW/NGE/1P1T/BB**, add £110

Norge Power Module in White Aluminium Surround/Gloss White Fascia,

**POW/NGE/1P1T/WW**, add £110

£20 for 3M Wieland Mains Cable, **3M**

£25 for 5M Wieland Mains Cable, **5M**

£30 for 7M Wieland Mains Cable, **7M**

#### Cushion Options



**.../PC**

**.../SC**

**.../BC**

#### Contrasting Buttons



**.../CB**


#### Power Options



**POW/NGE/1P1T/SG**

#### Fabric Selection Reference

A: Arms  
B: Back Support  
Plinth  
C: Buttons



When multiple fabric bands are specified, the unit price will reflect the highest fabric band requested.


#### Matching Coffee Tables



See page 211

# Madison

Soft Seating



Madison delivers a simple, yet classy sofa range available in three soft leather finishes; black, grey or dark blue. A one, two and three-seater configuration provides a complete solution for elegant reception areas, breakout and lounge spaces.



# Madison


## Soft Seating

1 Week Lead Time

**Soft Seating:** One, two or three-seater - Black, grey or dark blue leather - Plywood and solid wood structure - Sprung seat with high resilient foam Elastic webbed back with removable cushions - Metal leg supports - Protective feet

The dimensions of the new seating items below are subject to change.

 One-week lead time

 Cushions, see page 553



### One-Seater Sofa

860w x 930d x 860h x 500sh

-  **MAD1BK** — £1,699  
Black Leather
-  **MAD1GY** — £1,699  
Grey Leather
-  **MAD1DB** — £1,699  
Dark Blue Leather



### Two-Seater Sofa

1520w x 930d x 860h x 500sh

-  **MAD2BK** — £2,369  
Black Leather
-  **MAD2GY** — £2,369  
Grey Leather
-  **MAD2DB** — £2,369  
Dark Blue Leather



### Three-Seater Sofa

2260w x 930d x 860h x 500sh

-  **MAD3BK** — £2,992  
Black Leather
-  **MAD3GY** — £2,992  
Grey Leather
-  **MAD3DB** — £2,992  
Dark Blue Leather

## Madison Finishes

### Leather Finishes

Add £0 for Black, Grey, Dark Blue

Black

Grey

Dark Blue

# Hektor

Soft Seating




Hektor is a unique seating range designed with nature and minimalism in mind. Its combination of raw materials delivers an armchair and a two-seater sofa with luxurious proportions. The Scandinavian inspired arrangement allows you to create an authentic and natural environment, with its structure displaying a pure blend of beech wood and steel.



# Hektor

## Soft Seating

**Soft Seating:** One or two-seater - Fully upholstered - CMHR foam - Seven wood finishes on wooden sofas - Black metalwork as standard

 Cushions, see page 553



**One-Seater Sofa**

860w x 760d x 795h x 410sh



**HEK1...**

Group 1	_____	£1,019
Group 2	_____	£1,067
Group 3	_____	£1,126
Group 4	_____	£1,185
Group 5	_____	£1,243
Group 6	_____	£1,327
Group 7	_____	£1,479
Leather	_____	£1,568



**Two-Seater Sofa**

1630w x 760d x 795h x 410sh



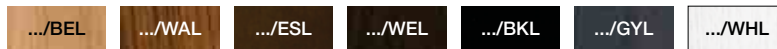
**HEK2...**

Group 1	_____	£1,599
Group 2	_____	£1,674
Group 3	_____	£1,769
Group 4	_____	£1,861
Group 5	_____	£1,955
Group 6	_____	£2,081
Group 7	_____	£2,321
Leather	_____	£2,438

### Hektor Finishes

#### Wooden Frame Finishes

Add £0 for Beech, suffix **.../BEL** - Add £70 for Stained Walnut, suffix **.../WAL**, Stained Espresso, suffix **.../ESL**, Stained Wenge, suffix **.../WEL**, Stained Black, suffix **.../BKL**, Stained Grey, suffix **.../GYL** - Add £93 for White, suffix **.../WHL**



#### Metal Frame Finishes

Add £0 for Black (Standard) - Add £52 for Silver, suffix **.../SF**, Black Graphite, suffix **.../BGF**, White, suffix **.../WF** - Add £105 for Chrome Effect, suffix **.../CF**  
Add £78 for Praline, suffix **.../PLF**, Olive Green, suffix **.../OVF**, Atlantic Blue, suffix **.../ABF**, Sapphire Blue, suffix **.../SBF**, Mustard Yellow, suffix **.../MYF**, Terracotta, suffix **.../TCF**, Conker Brown, suffix **.../CBF**



### Hektor Options

#### Two-Tone Upholstery Options

Add £62 for Two-Tone Upholstery, suffix **.../TT**

#### Fabric Selection Reference



When multiple fabric bands are specified, the unit price will reflect the highest fabric band requested.

#### Complementing Coffee Tables



See page 214

See page 215

# Kouch

Soft Seating



Taking inspiration from popular Scandinavian designs, Kouch uses a graceful wooden frame to support a fully upholstered one or two-seater sofa. The frame is overlaid with interwoven webbing for flexible support and cushioned with comfortable high density, fire retardant foam. The solid wooden frame gives a natural and earthy character to the couch, making it suitable for both modern and traditional environments.



# Kouch

## Soft Seating

**Soft Seating:** One or two-seater - Sprung seat - CMHR foam - Button detailing and piped seam as standard - Seven wood finishes on wooden sofas

 Cushions, see page 553



### One-Seater Sofa

770w x 760d x 815h x 450sh



#### KOU1...

Group 1	£1,034
Group 2	£1,075
Group 3	£1,123
Group 4	£1,167
Group 5	£1,214
Group 6	£1,281
Group 7	£1,421
Leather	£1,610



### Two-Seater Sofa

1350w x 760d x 815h x 450sh



#### KOU2...

Group 1	£1,527
Group 2	£1,589
Group 3	£1,659
Group 4	£1,730
Group 5	£1,804
Group 6	£1,904
Group 7	£2,123
Leather	£2,410

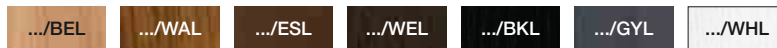
## Kouch Finishes

### Wooden Frame Finishes for One-Seater Sofa

Add £0 for Beech, suffix **.../BEL** - Add £79 for Stained Walnut, suffix **.../WAL**, Stained Espresso, suffix **.../ESL**, Stained Wenge, suffix **.../WEL**, Stained Black, suffix **.../BKL**, Stained Grey, suffix **.../GYL** - Add £103 for White, suffix **.../WHL**

### Wooden Frame Finishes for Two-Seater Sofa

Add £0 for Beech, suffix **.../BEL** - Add £99 for Stained Walnut, suffix **.../WAL**, Stained Espresso, suffix **.../ESL**, Stained Wenge, suffix **.../WEL**, Stained Black, suffix **.../BKL**, Stained Grey, suffix **.../GYL** - Add £131 for White, suffix **.../WHL**



## Kouch Options

### Single Colour Contrasting Button Options for One-Seater Sofa

Add £41 for Group 1, suffix **.../CB1** - Add £60 for Group 2, suffix **.../CB2** - Add £80 for Group 3, suffix **.../CB3** - Add £101 for Group 4, suffix **.../CB4**  
 Add £124 for Group 5, suffix **.../CB5** - Add £150 for Group 6, suffix **.../CB6** - Add £201 for Group 7, suffix **.../CB7** - Add £235 for Leather, suffix **.../CBL**

### Single Colour Contrasting Button Options for Two-Seater Sofa

Add £82 for Group 1, suffix **.../CB1** - Add £120 for Group 2, suffix **.../CB2** - Add £160 for Group 3, suffix **.../CB3** - Add £202 for Group 4, suffix **.../CB4**  
 Add £248 for Group 5, suffix **.../CB5** - Add £300 for Group 6, suffix **.../CB6** - Add £402 for Group 7, suffix **.../CB7** - Add £470 for Leather, suffix **.../CBL**

### Multiple Colour Contrasting Button Options

For multiple colourway contrasting buttons, contact customer services for prices.

### Contrasting Buttons



### Matching Coffee Tables



See page 215



# Sofia

Tub Chairs




Sofia carries an elegant and minimalistic design with a comfortable structure. The generous proportions provide a graceful seat to take the weight off your feet and relax. Fully upholstered, it is constructed on a solid hardwood frame, overlaid with interwoven webbing for flexible support and cushioned with comfortable high-density, fire-retardant foam. Sofia is available as a one-seater or two-seater tub chair and is a stunning addition to any modern workspace.



# Sofia

## Tub Chairs

**Tub Chairs:** One or two-seater - Unique stylish design - Fully upholstered - Solid hardwood frame - CMHR foam - Fixed seat cushion - Protective feet

 Cushions, see page 553



**One-Seater Tub Chair**  
730w x 700d x 845h x 450sh

 **SOF1**

Group 1	_____	£1,004
Group 2	_____	£1,029
Group 3	_____	£1,100
Group 4	_____	£1,166
Group 5	_____	£1,234
Group 6	_____	£1,321
Group 7	_____	£1,504
Leather	_____	£1,756



**Two-Seater Tub Chair**  
1230w x 700d x 830h x 450sh

 **SOF2**

Group 1	_____	£1,463
Group 2	_____	£1,516
Group 3	_____	£1,627
Group 4	_____	£1,730
Group 5	_____	£1,841
Group 6	_____	£1,984
Group 7	_____	£2,275
Leather	_____	£2,680

# Nero

Tub Chairs




Nero's soft rounded form offers a retro, yet classic design. With its fully upholstered soft leather finish it exudes the class and exclusivity normally associated with bespoke, premium priced seating. It is available as a single armchair or two-seater sofa. Built on a solid hardwood frame and available in a choice of black or red leather, Nero is perfect for use in lounge, reception or third space areas.



# Nero

## Tub Chairs

**Tub Chairs:** One or two-seater - Black or red leather - Solid hardwood frame - CMHR foam - Protective glides

 Cushions, see page 553



### One-Seater Tub Chair

680w x 640d x 770h x 455sh

**NER1B** ————— £684  
Black Leather

**NER1R** ————— £684  
Red Leather



### Two-Seater Tub Chair

1280w x 640d x 770h x 475sh

**NER2B** ————— £1,211  
Black Leather

**NER2R** ————— £1,211  
Red Leather

### Nero Finishes

#### Leather Finishes

Add £0 for Black, Red

Black

Red

## Cushions



Cushions add comfort and expression to the landscape of our soft seating collections encompassing colour, pattern and texture. Drawing upon our extensive upholstery skills, we are able to offer cushions made to your desired fabric specification in two available sizes, 400mm x 400mm square or 600mm x 400mm rectangular. Within the removable zipped cover, there is a hollowfibre filling.



# Cushions

**Cushions:** 390mm x 390mm square cushion - 590mm x 390mm rectangular cushion - Hollowfibre filling - Removable cover



**Square Cushion**  
390w x 150d x 390h

● **SQC**

Group 1	_____	£122
Group 2	_____	£130
Group 3	_____	£143
Group 4	_____	£158
Group 5	_____	£173
Group 6	_____	£193
Group 7	_____	£237
Leather	_____	£244




**Rectangular Cushion**  
590w x 150d x 390h

● **REC**

Group 1	_____	£135
Group 2	_____	£143
Group 3	_____	£158
Group 4	_____	£175
Group 5	_____	£190
Group 6	_____	£210
Group 7	_____	£270
Leather	_____	£276

# Pill

## Modular Seating



Pill's striking and distinctive design combines comfortable modular seating with a unique look, delivering an original, yet multi-functional piece of furniture, unseen anywhere else. Its cleverly concealed tables are hidden within the modular seat, to create an informal meet and greet area, with space saving advantages. Inter-connecting tables allow Pill modules to be linked together at any angle up to 45°, establishing flexible and inspirational collaborative areas in a vast range of applications.



# Pill

## Modular Seating

**Modular Seating:** Fully upholstered modules - Seven wood finishes on tables - Interconnecting tables available for adaptable configurations

 Qualifies for Chair in a Box Delivery Service, see page 11



### Modular Seating System with Table

1850w x 600d x 440h x 440sh

**PIL...**

Group 1	_____	£1,725
Group 2	_____	£1,784
Group 3	_____	£1,858
Group 4	_____	£1,931
Group 5	_____	£2,014
Group 6	_____	£2,116
Group 7	_____	£2,314
Leather	_____	£2,460



### Interconnecting Table

650w x 490d x 320h

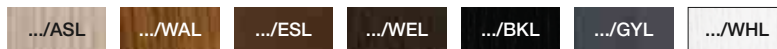
**PILCT...**

Retail Price \_\_\_\_\_ £594

### Pill Finishes

#### Table Finishes

Add £0 for Ash, suffix **.../ASL** - Add £95 for Stained Walnut, suffix **.../WAL**, Stained Espresso, suffix **.../ESL**, Stained Wenge, suffix **.../WEL**, Stained Black, suffix **.../BKL**, Stained Grey, suffix **.../GYL** - Add £134 for White, suffix **.../WHL**





# Segment

## Modular Units



Segment makes a vibrant, playful statement in terms of contemporary, modular furniture. Its distinctive design allows the units to be specified to work around you and your needs. It works especially well in a fluid, multi-functional space with changing needs or compromised space. Several different shapes make up the family including squared, circular, triangular, eclipse and rectangular, that are able to blend in with an array of environments. Fully upholstered to your specification the Segment range is built on a hardwood frame, cushioned with fire-resistant foam and fitted with protective feet. Multiple applications apply with Segment and it can work particularly well in waiting areas, bars, breakout zones and educational facilities.



# Segment

## Modular Units

**Modular Units:** Choice of five shaped units - Modular seating system - Multiple configuration options or stand-alone use - Fully upholstered  
Hardwood frame - CMHR foam - Protective feet



**Square Modular Unit**  
410w x 410d x 450h

● **SEGA**

Group 1	_____	£356
Group 2	_____	£374
Group 3	_____	£398
Group 4	_____	£419
Group 5	_____	£441
Group 6	_____	£478
Group 7	_____	£539
Leather	_____	£565



**Circular Modular Unit**  
410w x 410d x 450h

● **SEGB**

Group 1	_____	£398
Group 2	_____	£417
Group 3	_____	£439
Group 4	_____	£460
Group 5	_____	£486
Group 6	_____	£528
Group 7	_____	£596
Leather	_____	£622



**Triangular Modular Unit**  
420w x 370d x 450h

● **SEGC**

Group 1	_____	£404
Group 2	_____	£425
Group 3	_____	£449
Group 4	_____	£470
Group 5	_____	£496
Group 6	_____	£550
Group 7	_____	£603
Leather	_____	£631



**Eclipse Modular Unit**  
410w x 365d x 450h

● **SEGD**

Group 1	_____	£420
Group 2	_____	£440
Group 3	_____	£462
Group 4	_____	£488
Group 5	_____	£509
Group 6	_____	£550
Group 7	_____	£616
Leather	_____	£643



**Rectangular Modular Unit**  
1010w x 410d x 450h

● **SEGE**

Group 1	_____	£557
Group 2	_____	£585
Group 3	_____	£621
Group 4	_____	£652
Group 5	_____	£687
Group 6	_____	£754
Group 7	_____	£857
Leather	_____	£909


### Segment Options

#### Two-Tone Upholstery Options

Add £56 for Two-Tone Upholstery, suffix .../TT

#### Fabric Selection Reference


A: Top  
B: Side



When multiple fabric bands are specified, the unit price will reflect the highest fabric band requested.

# Adaptiv

Modular Units



Graphic silhouette and colour define the soft, generous volumes of Adaptiv. A family of seating modules that have been designed to work as standalone units or grouped together in clusters. Adaptiv provides a casual touch of comfort along with aesthetically pleasing qualities in an agile workplace. Available in six different forms including circular, eclipse, double eclipse, square, rectangular and wedge, all fitted with protective feet with the option of chromed legs or castors for easy movement.



# Adaptiv

## Modular Units

**Modular Units:** Choice of six shaped units - Fully upholstered - Versatile modular seating system - Suitable in a variety of environments  
Multiple configuration options or standalone use - Hardwood frame - CMHR foam - Protective Feet



**Circular Modular Unit**  
450h

	<b>ADAC1200</b> 1200w x 1200d	<b>ADAC1000</b> 1000w x 1000d	<b>ADAC800</b> 800w x 800d	<b>ADAC600</b> 600w x 600d
--	----------------------------------	----------------------------------	-------------------------------	-------------------------------

Group 1	£801	£746	£628	£496
Group 2	£852	£789	£674	£510
Group 3	£917	£852	£714	£537
Group 4	£980	£909	£757	£562
Group 5	£1,041	£969	£793	£588
Group 6	£1,126	£1,044	£852	£621
Group 7	£1,289	£1,200	£964	£686
Leather	£1,452	£1,352	£1,054	£749



**Eclipse Modular Unit**  
450h

	<b>ADAE1200</b> 1200w x 1105d	<b>ADAE1000</b> 1000w x 920d	<b>ADAE800</b> 800w x 740d	<b>ADAE600</b> 600w x 555d
--	----------------------------------	---------------------------------	-------------------------------	-------------------------------

Group 1	£817	£762	£645	£513
Group 2	£858	£801	£679	£531
Group 3	£921	£858	£721	£557
Group 4	£983	£915	£763	£583
Group 5	£1,044	£971	£804	£604
Group 6	£1,201	£1,048	£858	£641
Group 7	£1,289	£1,215	£969	£703
Leather	£1,452	£1,369	£1,054	£766



**Double Eclipse Modular Unit**  
450h

	<b>ADADE1200</b> 1200w x 1010d	<b>ADADE1000</b> 1000w x 835d	<b>ADADE800</b> 800w x 680d	<b>ADADE600</b> 600w x 505d
--	-----------------------------------	----------------------------------	--------------------------------	--------------------------------

Group 1	£831	£778	£664	£528
Group 2	£878	£819	£691	£544
Group 3	£939	£878	£734	£571
Group 4	£999	£931	£778	£596
Group 5	£1,061	£993	£819	£624
Group 6	£1,144	£1,063	£878	£645
Group 7	£1,309	£1,220	£990	£721
Leather	£1,471	£1,382	£1,074	£784



**Square Modular Unit**  
450h

	<b>ADAS1200</b> 1200w x 1200d	<b>ADAS1000</b> 1000w x 1000d	<b>ADAS800</b> 800w x 800d	<b>ADAS600</b> 600w x 600d
--	----------------------------------	----------------------------------	-------------------------------	-------------------------------

Group 1	£789	£728	£633	£472
Group 2	£839	£773	£679	£494
Group 3	£909	£837	£737	£525
Group 4	£983	£900	£791	£555
Group 5	£1,057	£964	£852	£585
Group 6	£1,151	£1,055	£931	£626
Group 7	£1,340	£1,224	£1,093	£709
Leather	£1,534	£1,399	£1,254	£789



**Rectangle Modular Unit**  
450h

	<b>ADAR1200/800</b> 1200w x 800d	<b>ADAR1200/600</b> 1200w x 600d
--	-------------------------------------	-------------------------------------

Group 1	£715	£630
Group 2	£754	£662
Group 3	£808	£703
Group 4	£858	£752
Group 5	£909	£791
Group 6	£980	£856
Group 7	£1,118	£971
Leather	£1,254	£1,089



**Wedge Modular Unit**  
450h

	<b>ADAW800</b> 800w x 695d
--	-------------------------------

Group 1	£691
Group 2	£723
Group 3	£768
Group 4	£817
Group 5	£862
Group 6	£921
Group 7	£1,067
Leather	£1,232

# Adaptiv

## Modular Units

**Modular Units:** Choice of six shaped units - Fully upholstered - Versatile modular seating system - Suitable in a variety of environments  
Multiple configuration options or standalone use - Hardwood frame - CMHR foam - Protective Feet

### Adaptiv Options

#### Base Options

Add £0 for Chrome Legs, suffix **.../CL**  
Add £26 for Castors, suffix **.../C**

#### Full Back Options for 600mm Circular (AC600) and 600mm Eclipse (AE600) Units

Add £332 for Group 1, suffix **.../FB1** - Add £345 for Group 2, suffix **.../FB2** - Add £363 for Group 3, suffix **.../FB3** - Add £381 for Group 4, suffix **.../FB4**  
Add £398 for Group 5, suffix **.../FB5** - Add £418 for Group 6, suffix **.../FB6** - Add £468 for Group 7, suffix **.../FB7** - Add £519 for Leather, suffix **.../FBL**

#### Half Back Options for 600mm Circular (AC600) and 600mm Eclipse (AE600) Units

Add £200 for Group 1, suffix **.../HB1** - Add £203 for Group 2, suffix **.../HB2** - Add £211 for Group 3, suffix **.../HB3** - Add £217 for Group 4, suffix **.../HB4**  
Add £228 for Group 5, suffix **.../HB5** - Add £236 for Group 6, suffix **.../HB6** - Add £253 for Group 7, suffix **.../HB7** - Add £282 for Leather, suffix **.../HBL**

#### Base Options



**.../CL**

**.../C**

#### Back Options



**.../FB**

**.../HB**



# Luca

Upholstered Stool



This exciting range activates a fun and vibrant finish into the working environment. Perfect for use within breakout and reception areas, its stackable ability offers multiple seating additions, with a space saving solution when not in use.



# Luca

## Low Stool

---

**Low Stool:** Upholstered stoolt - Stackable units - Protective feet

 Qualifies for Chair in a Box Delivery Service, see page 11

---



### Low Stool

590w x 480d x 480h x 465sh

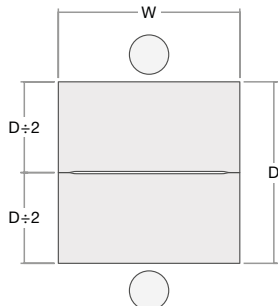


**LUC**

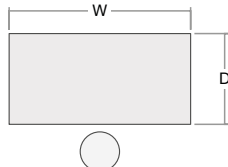
Group 1	_____	£389
Group 2	_____	£418
Group 3	_____	£456
Group 4	_____	£494
Group 5	_____	£529
Group 6	_____	£584
Group 7	_____	£723

# Dimensions

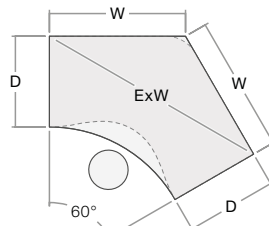
## DESKING



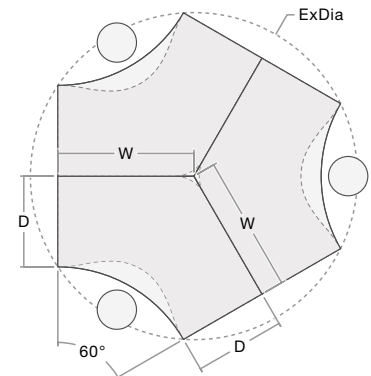
**Double Bench:**  $W \times D \times H$   
Available on Progress Plus, Progress, Progress Lite, Linnea Elevate, Linnea and Matrix+



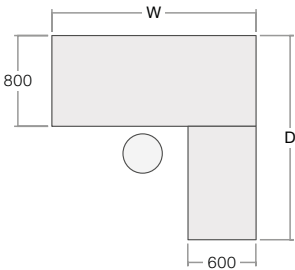
**Rectangular:**  $W \times D \times H$   
Available on Progress Plus, Progress, Linnea Elevate, Lux, Reflex, Linnea, Matrix+, Kassini, Optima Plus, Callisto, Windsor and Flexi



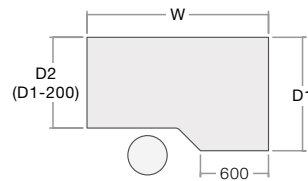
**120 Degree:**  $ExW (W \times D) \times H$   
Available on, Matrix+, Kassini, Optima Plus, Callisto and Flexi



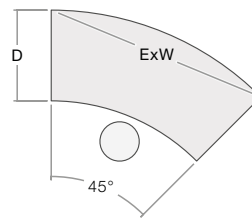
**120 Degree Cluster:**  $ExDia (W \times D) \times H$   
Available on Progress Plus, Progress and Linnea



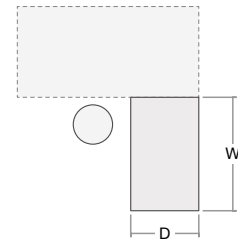
**Managers:**  $W \times D \times H$   
Available on Reflex and Matrix+



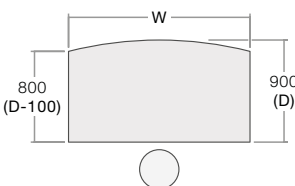
**Angular:**  $W \times D1 (D2) \times H$   
Available on Linnea and Matrix+



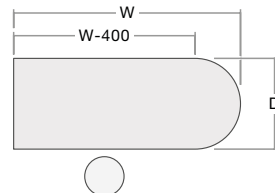
**Radius Reception:**  $ExW \times D \times H$   
Available on Linnea, Kassini, Optima Plus and Callisto



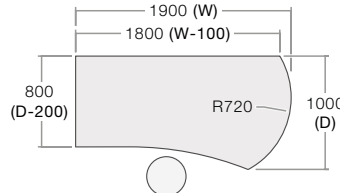
**Secretarial Return:**  $W \times D \times H$   
Available on Linnea, Matrix+, Kassini, Optima Plus, Windsor and Flexi



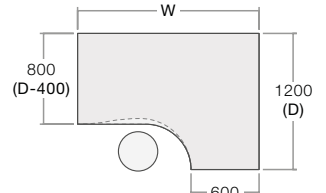
**Bow Fronted Rectangular:**  $W \times D \times H$   
Available on Kassini, Optima Plus, Callisto and Windsor



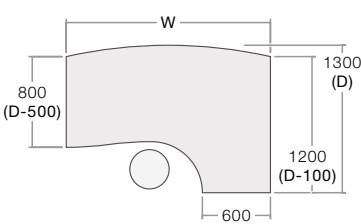
**'D' Ended Rectangular:**  $W \times D \times H$   
Available on Kassini, Optima Plus and Callisto



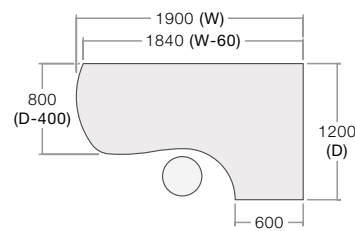
**Radius Executive Rectangular:**  $W \times D \times H$   
Available on Kassini, Optima Plus and Callisto



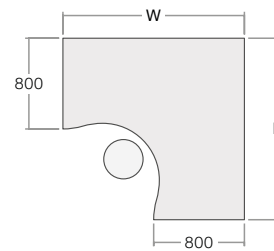
**Crescent:**  $W \times D \times H$   
Available on Kassini, Optima Plus, Callisto, Windsor and Flexi



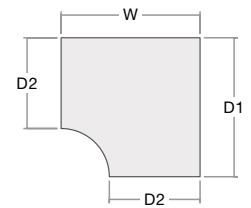
**Bow Fronted Crescent:**  $W \times D \times H$   
Available on Kassini, Optima Plus, Callisto and Windsor



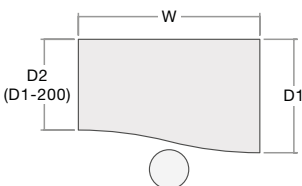
**Radius Executive Crescent:**  $W \times D \times H$   
Available on Kassini, Optima Plus and Callisto



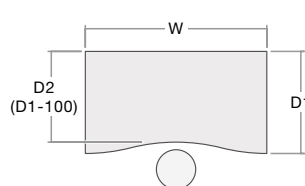
**Symmetrical Crescent:**  $W \times D \times H$   
Available on Kassini, Optima Plus, Callisto and Flexi



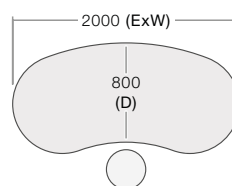
**Linking:**  $W \times D1 (D2) \times H$   
Available on Kassini, Optima Plus and Flexi



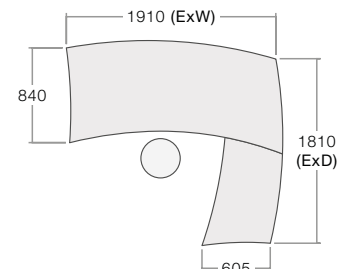
**Single Wave:**  $W \times D1/D2 \times H$   
Available on Kassini, Optima Plus, Callisto, Windsor and Flexi



**Double Wave:**  $W \times D1/D2 \times H$   
Available on Kassini, Optima Plus, Callisto, Windsor and Flexi



**Kidney:**  $ExW \times D \times H$   
Available on Kassini, Optima Plus and Callisto



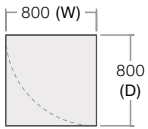
**Reception:**  $ExW \times ExD \times H$   
Available on Kassini, Optima Plus and Callisto

The dimensions illustrated in this document are not to scale. For accurate dimensions of any Elite product, please contact customer services.

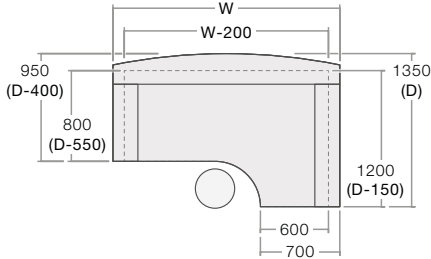


# Dimensions

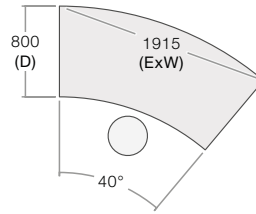
## DESKING



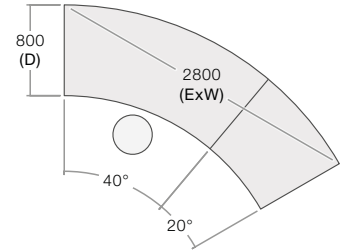
**Linking:** W x D x H  
Available on Optima Plus Only



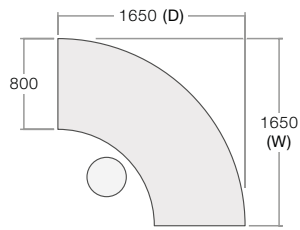
**Windsor Bow Fronted Reception:** W x D x H  
Available on Windsor Only



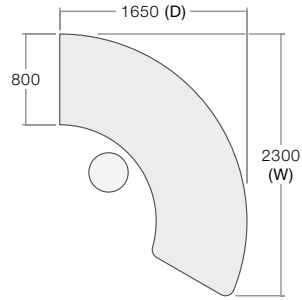
**Windsor Radius Reception:** ExW x D x H  
Available on Windsor Only



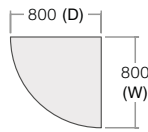
**Windsor Radius Reception with Accessibility Extension:** ExW x D x H  
Available on Windsor Only



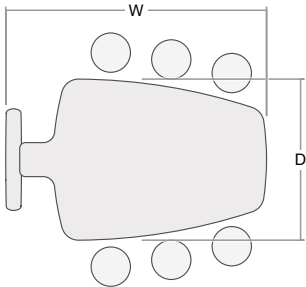
**Connect Curved Reception:** W x D x H  
Available on Connect Only



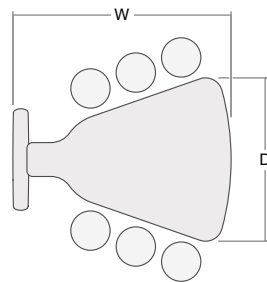
**Connect Curved Reception with Accessibility Extension:** W x D1 (D2) x H  
Available on Connect Only



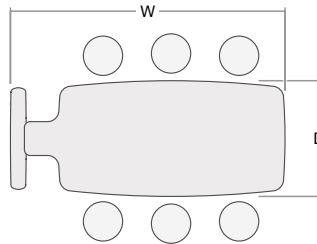
**Connect Corner Reception:** W x D x H  
Available on Connect Only



**Interact Blade:** W x D x H  
Available on Interact Only

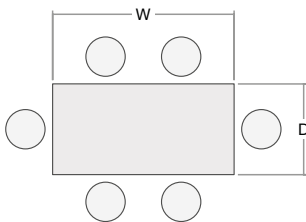


**Interact Plectrum:** W x D x H  
Available on Interact Only

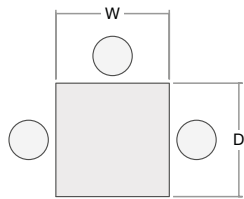


**Interact Quad:** W x D x H  
Available on Interact Only

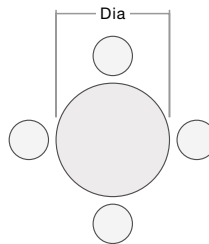
## MODULAR TABLES



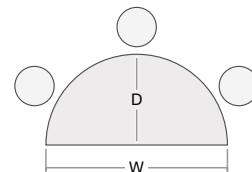
**Rectangular:** W x D x H



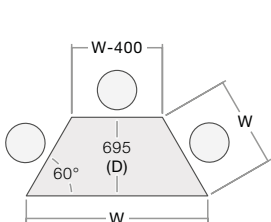
**Square:** W x D x H



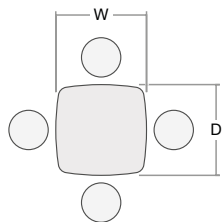
**Circular:** Dia x H



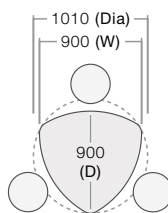
**Semi-Circular:** W x D x H



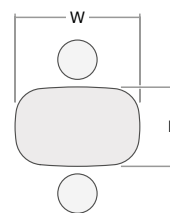
**Trapezoidal:** W x D x H



**Squircle:** W x D x H



**Triangular:** Dia (W x D) x H

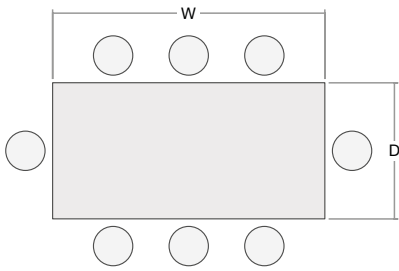


**Rounded Rectangular:** W x D x H

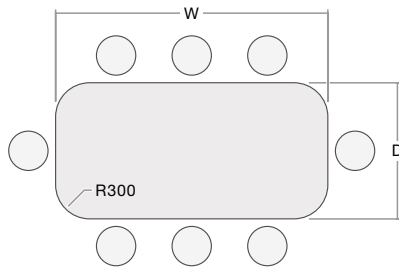
The dimensions illustrated in this document are not to scale. For accurate dimensions of any Elite product, please contact customer services.

# Dimensions

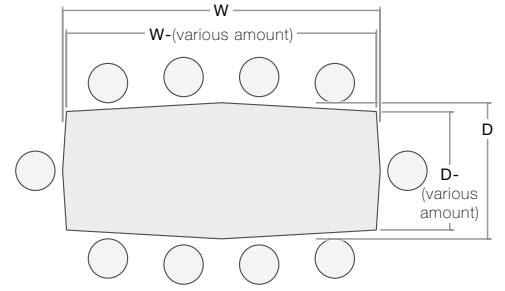
## CONFERENCE TABLES



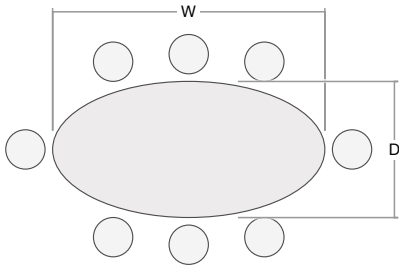
Rectangular: W x D x H



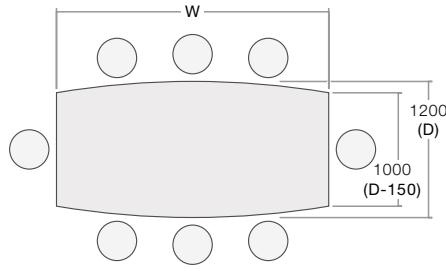
Double 'D' Ended Rectangular: W x D x H



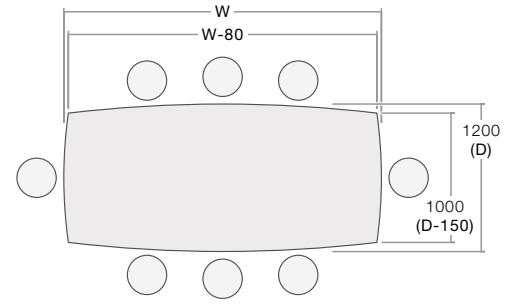
Octagonal: W x D x H



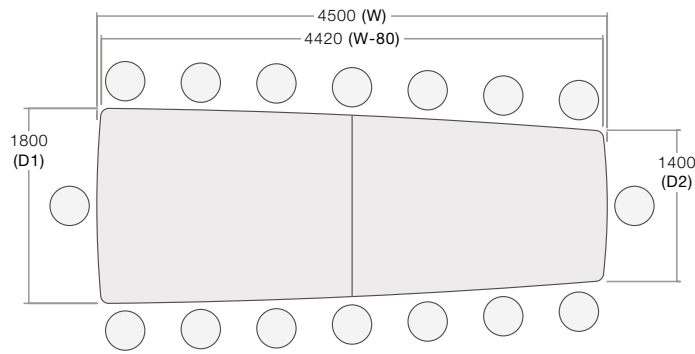
Oval: W x D x H



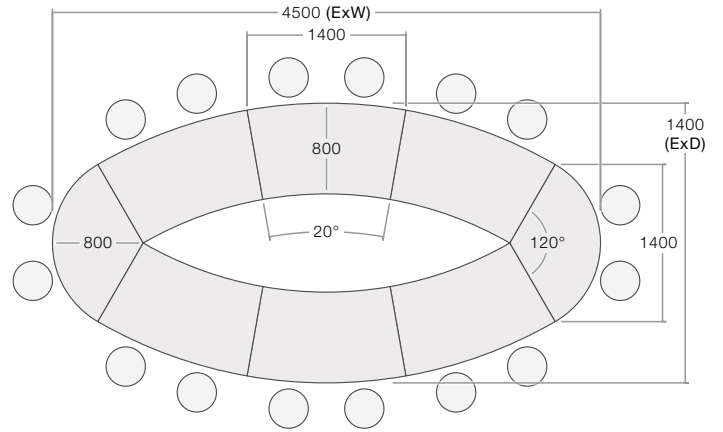
Windsor Barrel: W x D x H



Aerofoil Barrel: W x D x H

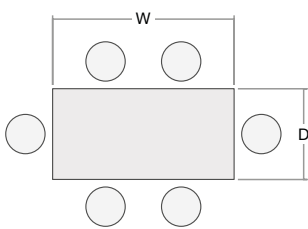


Progress Plus Half-Barrel: W x D1-D2 x H

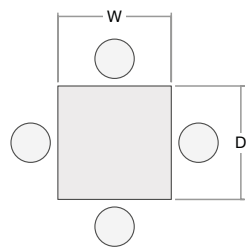


Callisto Segue: W x D x H

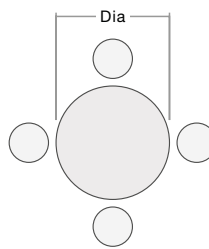
## MEETING TABLES



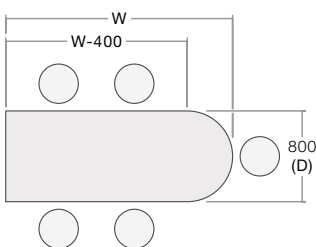
Rectangular: W x D x H



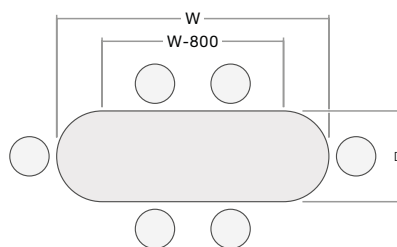
Square: W x D x H



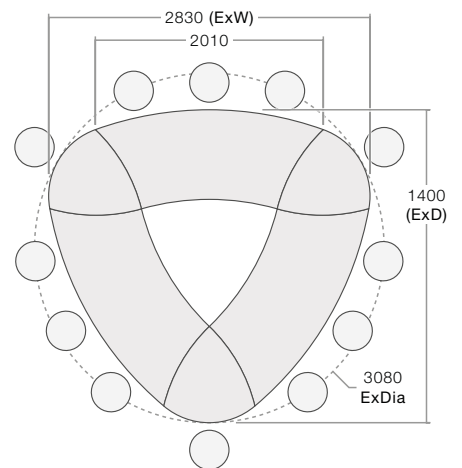
Circular: Dia x H



'D' Ended Rectangular: W x D x H



Double 'D' Ended Rectangular: W x D x H

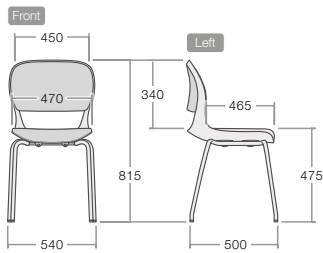


Callisto Segue: ExDia (ExW x ExD) x H

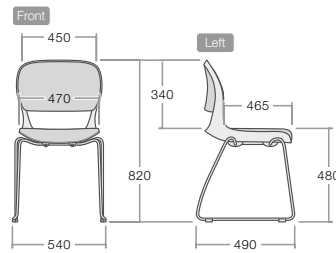
The dimensions illustrated in this document are not to scale. For accurate dimensions of any Elite product, please contact customer services.

# Technical Information

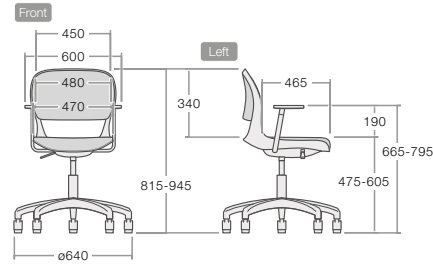
## ACE - Multi-Purpose Seating and Stools



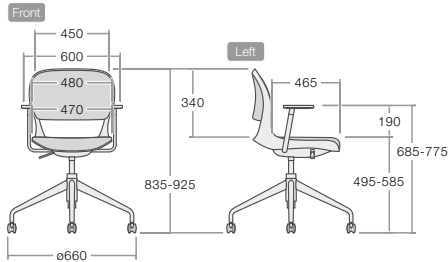
**ACE...**: 540w x 585d x 815h x 475sh - 9.8kg



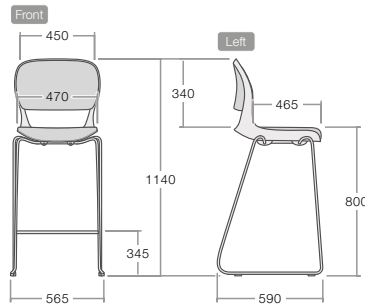
**ACESB...**: 540w x 555d x 820h x 480sh - 8.4kg



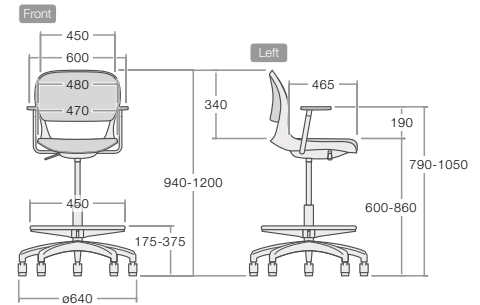
**ACE5S... (with BFA)**: 640w x 640d x 945h x 605sh - 13.0kg  
±130 Seat Height:



**ACE4S... (with BFA)**: 660w x 660d x 925h x 585sh - 13.6kg  
±90 Seat Height:

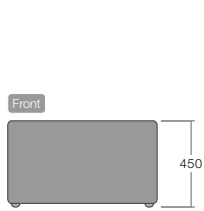


**ACESTB...**: 565w x 590d x 1140h x 800sh - 9.8kg




**ACED... (with BFA)**: 640w x 640d x 1065h x 725sh - 12.6kg  
±260 Seat Height: ±200 Footring Height:

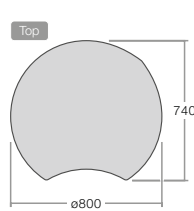
## ADAPTIV - Modular Seating



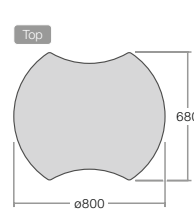
**Adaptiv (All variants)**: 450h



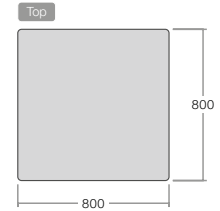
**AC1200**: 1200dia x 450h  
**AC1000**: 1000dia x 450h  
**AC800**: 800dia x 450h  
**AC600**: 600dia x 450h



**AE1200**: 1200w x 1105d x 450h  
**AE1000**: 1000w x 920d x 450h  
**AE800**: 800w x 740d x 450h  
**AE600**: 600w x 555d x 450h



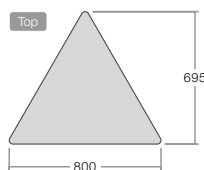
**ADE1200**: 1200w x 1010d x 450h  
**ADE1000**: 1000w x 835d x 450h  
**ADE800**: 800w x 680d x 450h  
**ADE600**: 600w x 505d x 450h



**AS1200**: 1200w x 800d x 450h  
**AS1000**: 1000w x 800d x 450h  
**AS800**: 800w x 800d x 450h  
**AS600**: 600w x 800d x 450h

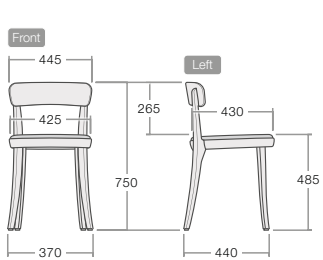


**AR1200**: 1200w x 800d x 450h  
**AR1000**: 1000w x 800d x 450h

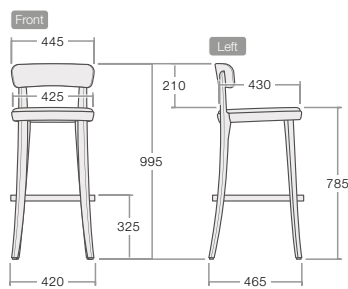


**AW800**: 800w x 695d x 450h

## AURA - Multi-Purpose Seating and Stools

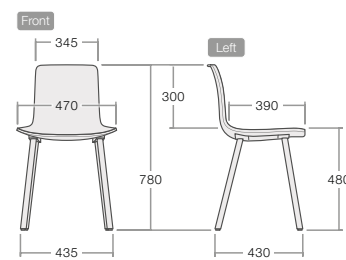


**AUR**: 445w x 465d x 750h x 485sh - 4.7kg



**AURST**: 445w x 480d x 995h x 785sh - 6.0kg

## BEN - Multi-Purpose Seating

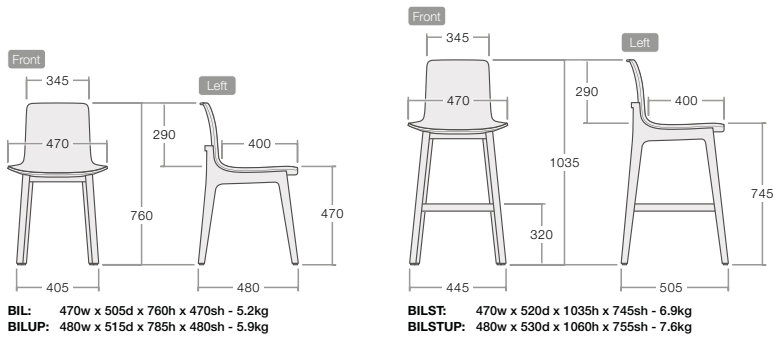


**BEN**: 470w x 490d x 780h x 480sh - 5.6kg  
**BENUP**: 480w x 505d x 805h x 505sh - 6.0kg

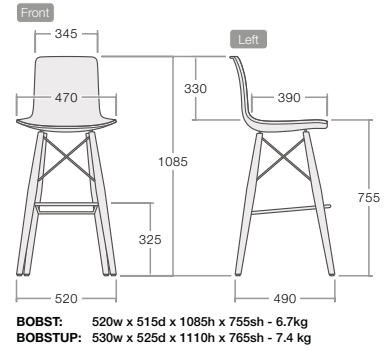
The dimensions illustrated in this document are not to scale. For accurate dimensions of any Elite product, please contact customer services.

# Technical Information

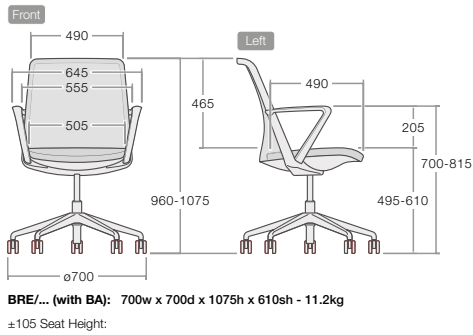
## BILL - Multi-Purpose Seating and Stools



## BOB - Stools



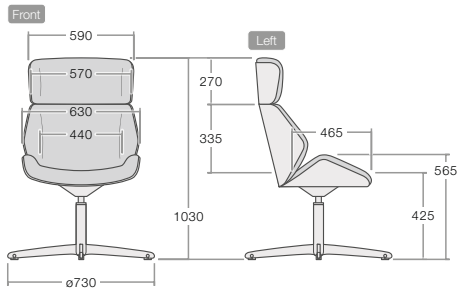
## BREEZE - Agile Seating



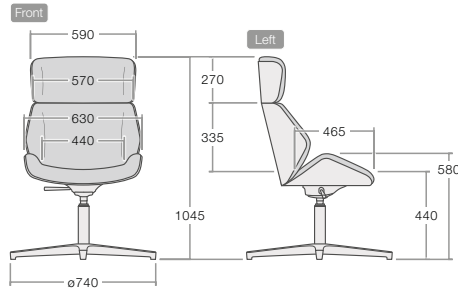
The dimensions illustrated in this document are not to scale. For accurate dimensions of any Elite product, please contact customer services.

# Technical Information

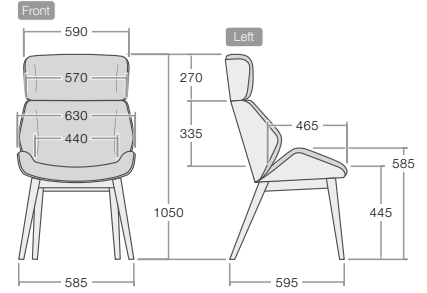
## CASCARA - Visitor and Lounge Seating



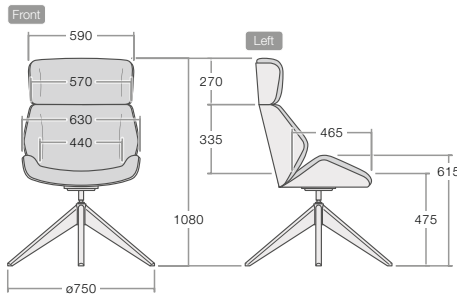
**CASHBSW...** (WA and WH): 730w x 730d x 1030h x 425sh - 22.0kg  
**CASHBSWFLU:** 730w x 730d x 1030h x 425sh - 20.8kg  
**CASSW...** (WA and WH): 730w x 730d x 810h x 425sh - 18.4kg  
**CASSWFLU:** 730w x 730d x 810h x 425sh - 17.2kg



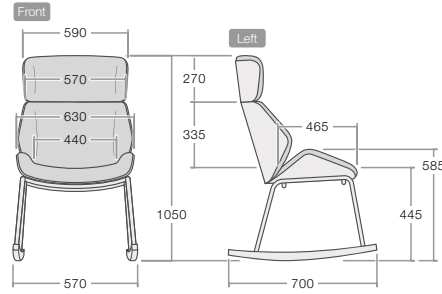
**CASHB4S...** (WA and WH): 740w x 740d x 1045h x 440sh - 21.4kg  
**CASHB4SFLU:** 740w x 740d x 1045h x 440sh - 20.2kg  
**CAS4S...** (WA and WH): 740w x 740d x 825h x 440sh - 17.8kg  
**CAS4SFLU:** 740w x 740d x 825h x 440sh - 16.6kg



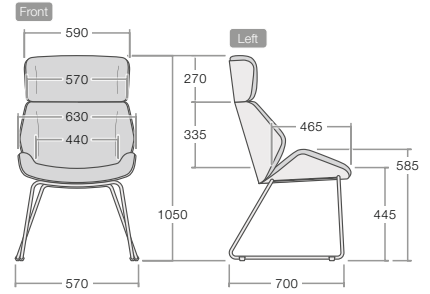
**CASHBWL...** (WA and WH): 630w x 680d x 1050h x 445sh - 22.0kg  
**CASHBWLFLU:** 630w x 680d x 1050h x 445sh - 20.8kg  
**CASWL...** (WA and WH): 630w x 640d x 830h x 445sh - 18.4kg  
**CASWLFLU:** 630w x 640d x 830h x 445sh - 17.2kg



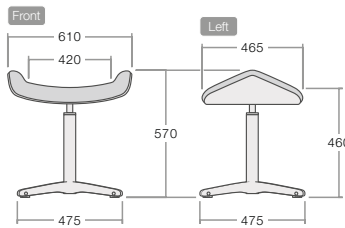
**CASHBSWL...** (WA and WH): 750w x 750d x 1035h x 475sh - 20.8kg  
**CASHBSWFLU:** 750w x 750d x 1035h x 475sh - 19.6kg  
**CASSWL...** (WA and WH): 750w x 750d x 815h x 475sh - 17.2kg  
**CASSWFLU:** 750w x 750d x 815h x 475sh - 16.0kg



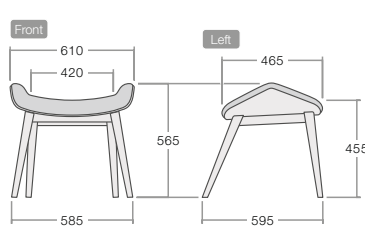
**CASHBRB...** (WA and WH): 630w x 700d x 1050h x 445sh - 21.2kg  
**CASHBRBFLU:** 630w x 700d x 1050h x 445sh - 20.0kg  
**CASRB...** (WA and WH): 630w x 700d x 830h x 445sh - 17.6kg  
**CASRBFLU:** 630w x 700d x 830h x 445sh - 16.4kg



**CASHBSB...** (WA and WH): 630w x 700d x 1050h x 445sh - 21.2kg  
**CASHBSBFLU:** 630w x 700d x 1050h x 445sh - 20.0kg  
**CASSB...** (WA and WH): 630w x 700d x 830h x 445sh - 17.6kg  
**CASSBFLU:** 630w x 700d x 830h x 445sh - 16.2kg



**CASFSCH...** (WA and WH): 610w x 475d x 570h x 460sh - 10.4kg  
**CASFSCFLU:** 610w x 475d x 570h x 460sh - 10.4kg



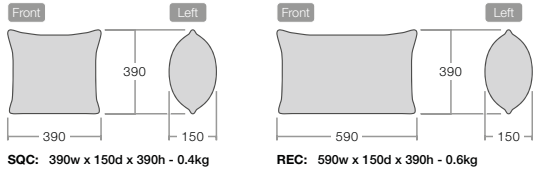
**CASFSWL...** (WA and WH): 610w x 595d x 565h x 455sh - 8.4kg  
**CASFSWFLU:** 610w x 595d x 565h x 455sh - 8.4kg



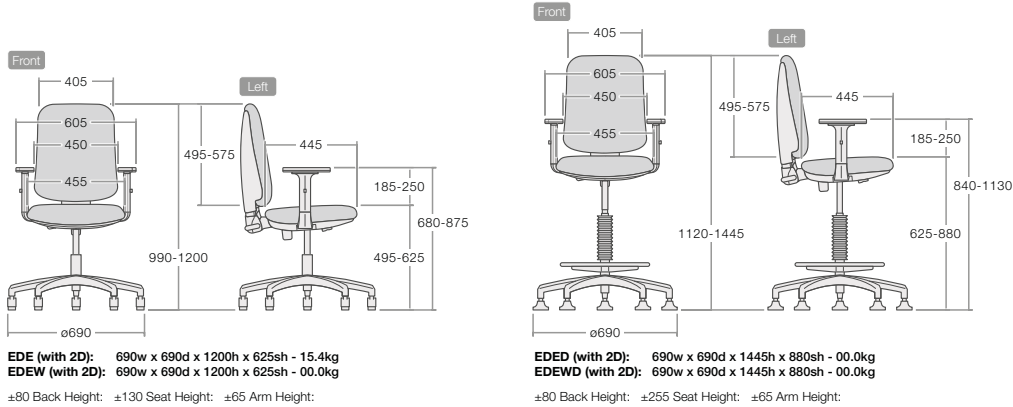
The dimensions illustrated in this document are not to scale. For accurate dimensions of any Elite product, please contact customer services.

# Technical Information

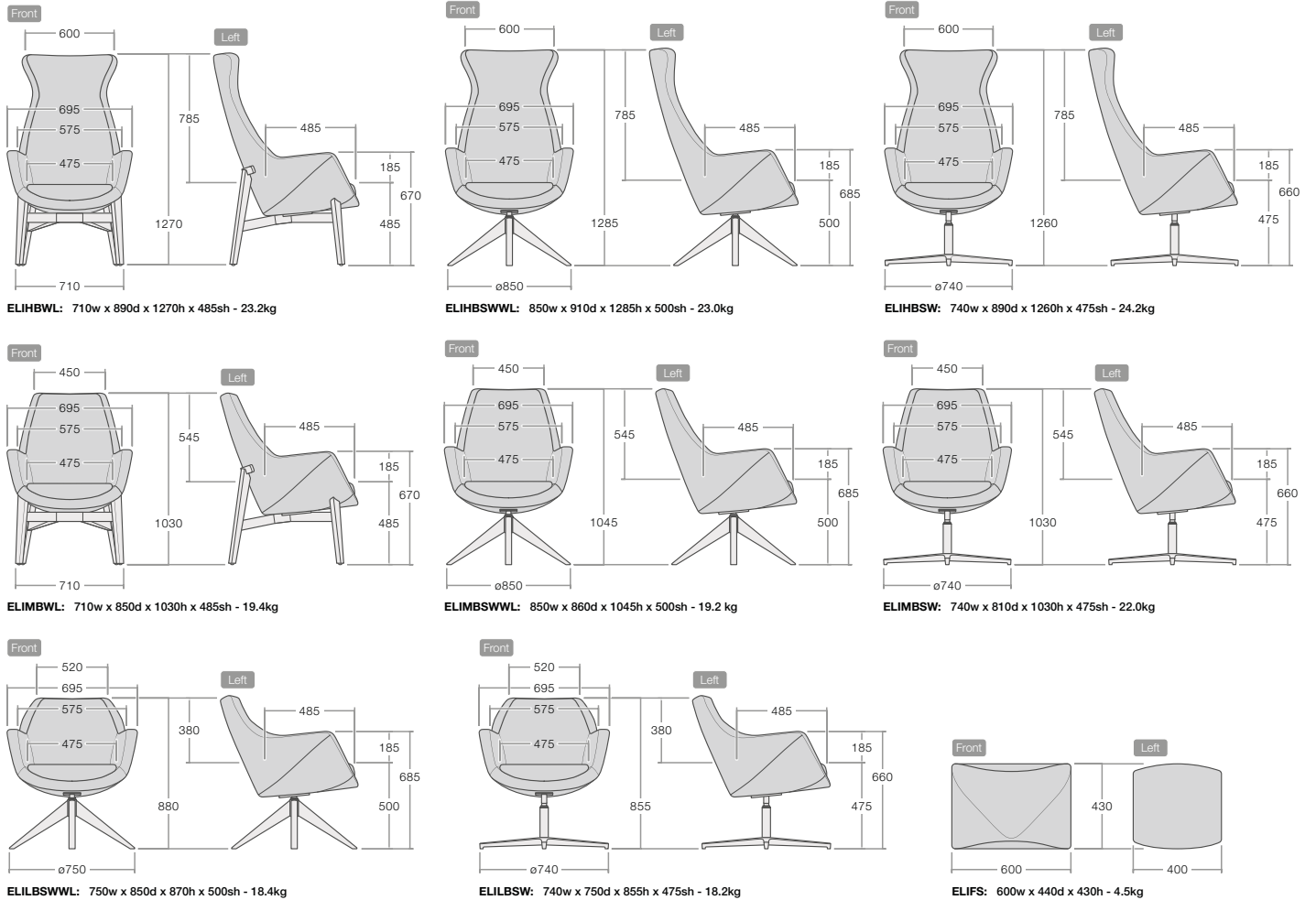
## CUSHIONS - Soft Seating



## EDEN - Operator Seating



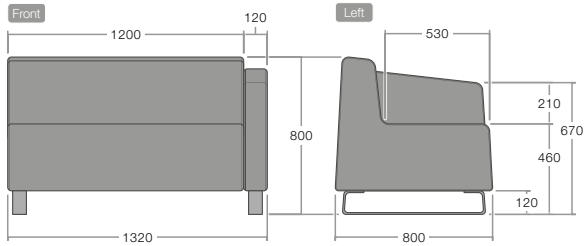
## ELIPSA - Visitor and Lounge Seating



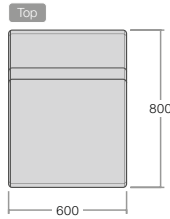
The dimensions illustrated in this document are not to scale. For accurate dimensions of any Elite product, please contact customer services.

# Technical Information

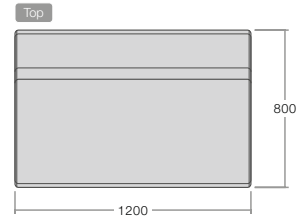
## ELLA - Soft Seating



**ELla:** 1320w x 800d x 800h x 460sh -



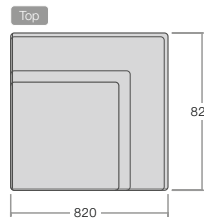
**ELL1:** 600w x 800d x 800h x 460sh - 24.9kg



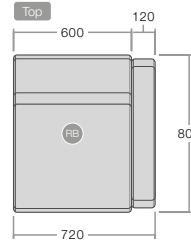
**ELL2:** 1200w x 800d x 800h x 460sh - 35.4kg



**ELL3:** 1800w x 800d x 800h x 460sh - 45.8kg

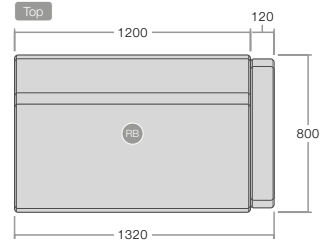


**ELL4:** 820w x 820d x 800h x 460sh - 30.6kg



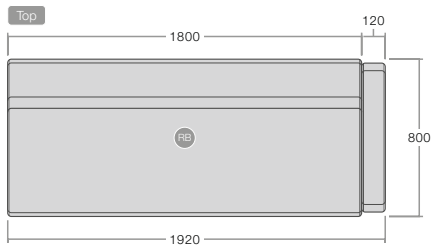
**ELL6 (RB):** 720w x 800d x 800h x 460sh - 33.8kg

**ELL5 (LB):** 720w x 800d x 800h x 460sh - 33.8kg



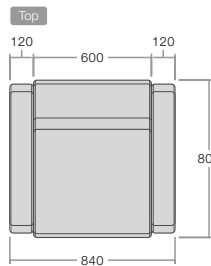
**ELL8 (RB):** 1320w x 800d x 800h x 460sh - 45.0kg

**ELL7 (LB):** 1320w x 800d x 800h x 460sh - 45.0kg

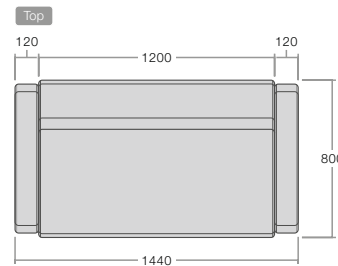


**ELL10 (RB):** 1320w x 800d x 800h x 460sh - 56.2kg

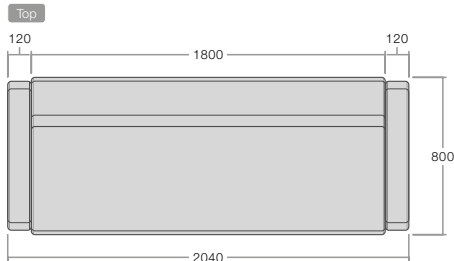
**ELL9 (LB):** 1320w x 800d x 800h x 460sh - 56.2kg



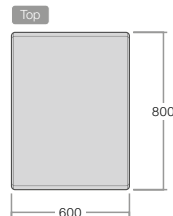
**ELL11:** 840w x 800d x 800h x 460sh - 45.2kg



**ELL12:** 1440w x 800d x 800h x 460sh - 54.2kg



**ELL13:** 2040w x 800d x 800h x 460sh - 63.2kg

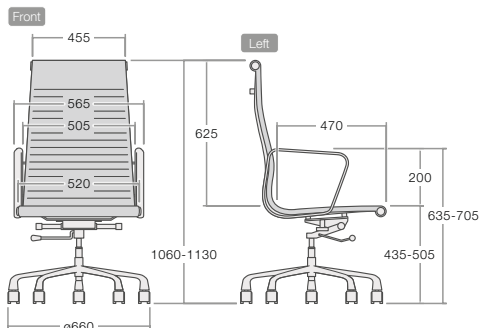


**ELL14:** 600w x 800d x 460h - 23.6kg



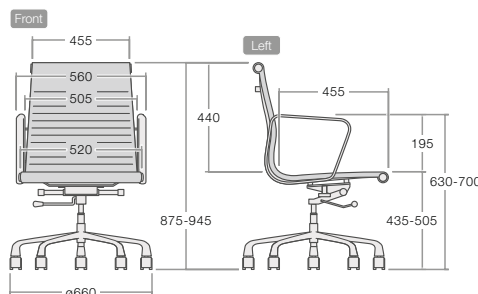
**ELL15:** 1200w x 800d x 460h - 00.0kg

## ENNA - Visitor and Lounge Seating



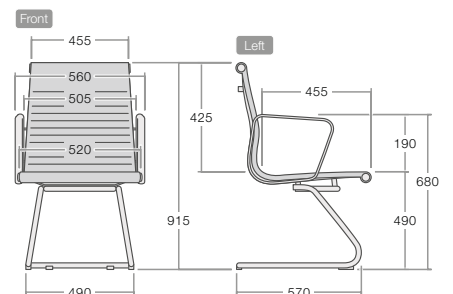
**ENNH:** 660w x 665d x 1130h x 505sh - 15.7kg

±70 Seat Height:



**ENN:** 660w x 660d x 945h x 505sh - 14.7kg

±70 Seat Height:

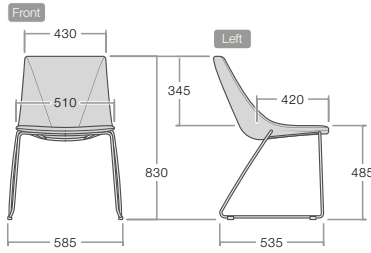


**ENNC:** 560w x 620d x 915h x 490sh - 12.2kg

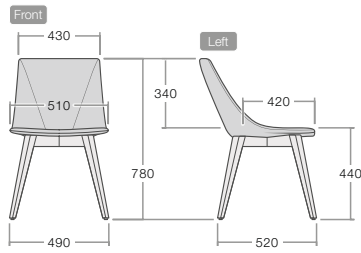
The dimensions illustrated in this document are not to scale. For accurate dimensions of any Elite product, please contact customer services.

# Technical Information

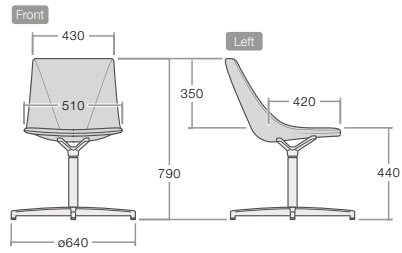
## ESCAPE - Visitor and Lounge Seating and Stools



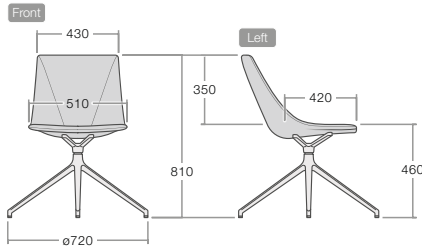
**ESC:** 585w x 610d x 830h x 485sh - 7.8kg



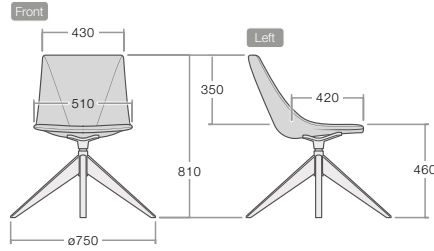
**ESCWL:** 510w x 700d x 780h x 440sh - 6.8kg



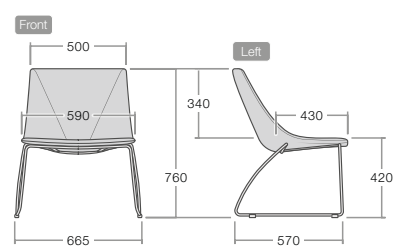
**ESC4S:** 640w x 640d x 790h x 440sh - 8.2kg



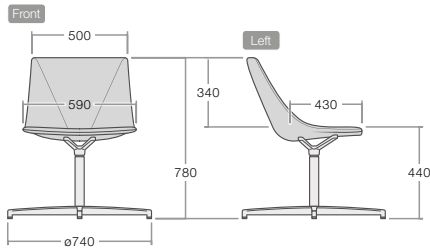
**ESCSW:** 720w x 720d x 810h x 460sh - 8.4kg



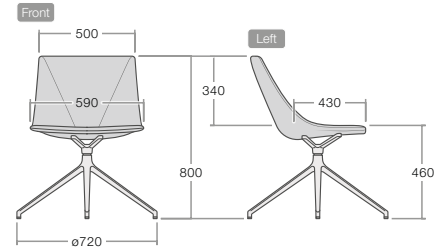
**ESCSWWL:** 750w x 750d x 810h x 460sh - 8.2kg



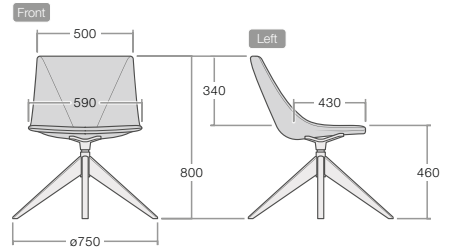
**ESCL:** 665w x 700d x 760h x 420sh



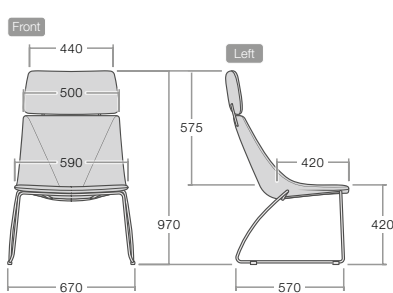
**ESCL4S:** 740w x 740d x 780h x 440sh



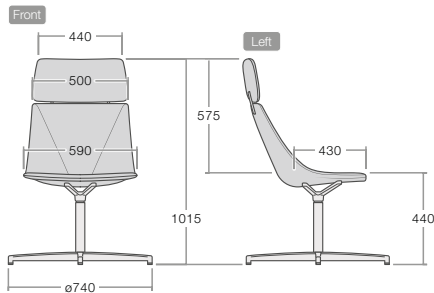
**ESCLSW:** 720w x 720d x 800h x 460sh



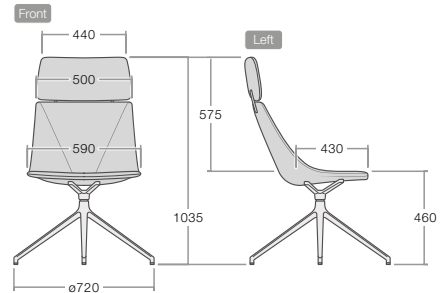
**ESCLSWWL:** 750w x 750d x 800h x 460sh



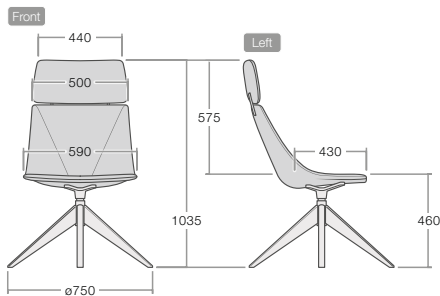
**ESCL/UH:** 670w x 725d x 970h x 420sh - 10.2kg



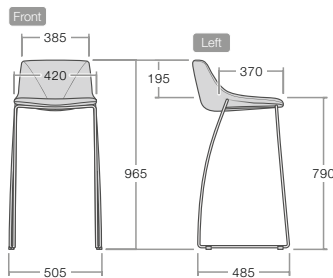
**ESCL4S/UH:** 740w x 740d x 1015h x 440sh - 10.0kg



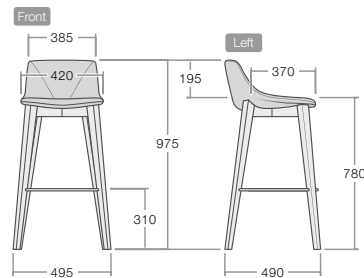
**ESCLSW/UH:** 720w x 720d x 1035h x 460sh - 10.2kg



**ESCLSWWL/UH:** 750w x 750d x 1035h x 460sh - 10.0kg



**ESCST:** 505w x 490d x 965h x 790sh - 7.4kg




**ESCSTWL:** 495w x 490d x 975h x 780sh - 7.6kg



# Technical Information

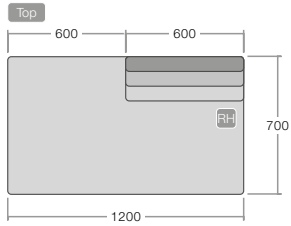
## EVO PLUS - Soft Seating



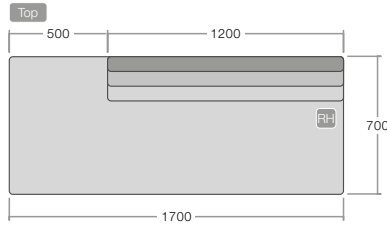
The dimensions illustrated in this document are not to scale. For accurate dimensions of any Elite product, please contact customer services.

# Technical Information

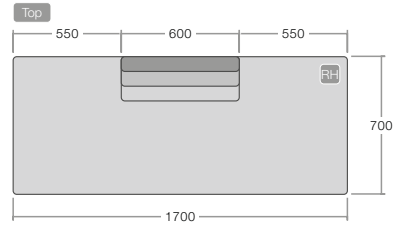
## EVO PLUS - Soft Seating



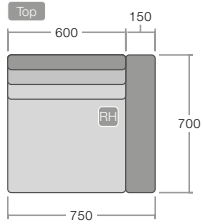
**EVOPHB17 (RB):** 1200w x 700d x 1350h x 450sh  
**EVOPHB16 (LB):** 1200w x 700d x 1350h x 450sh  
**EVOPMB17 (RB):** 1200w x 700d x 1050h x 450sh  
**EVOPMB16 (LB):** 1200w x 700d x 1050h x 450sh  
**EVOP17 (RB):** 1200w x 700d x 750h x 450sh  
**EVOP16 (LB):** 1200w x 700d x 750h x 450sh



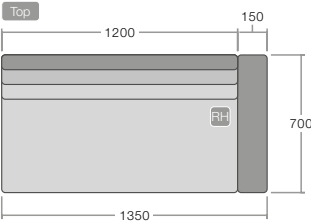
**EVOPHB19 (RB):** 1700w x 700d x 1350h x 450sh  
**EVOPHB18 (LB):** 1700w x 700d x 1350h x 450sh  
**EVOPMB19 (RB):** 1700w x 700d x 1050h x 450sh  
**EVOPMB18 (LB):** 1700w x 700d x 1050h x 450sh  
**EVOP19 (RB):** 1700w x 700d x 750h x 450sh  
**EVOP18 (LB):** 1700w x 700d x 750h x 450sh



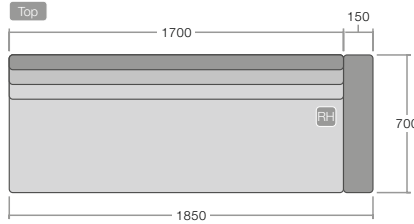
**EVOPHB20: 1700w x 700d x 1350h x 450sh**  
**EVOPMB20: 1700w x 700d x 1050h x 450sh**  
**EVOP20: 1700w x 700d x 750h x 450sh**



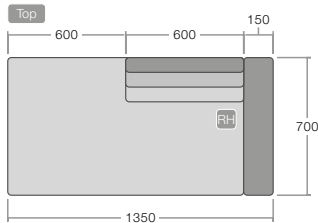
**EVOPHB24 (RB):** 750w x 700d x 1350h x 450sh  
**EVOPHB21 (LB):** 750w x 700d x 1350h x 450sh  
**EVOPMB24 (RB):** 750w x 700d x 1050h x 450sh  
**EVOPMB21 (LB):** 750w x 700d x 1050h x 450sh  
**EVOP24 (RB):** 750w x 700d x 750h x 450sh  
**EVOP21 (LB):** 750w x 700d x 750h x 450sh



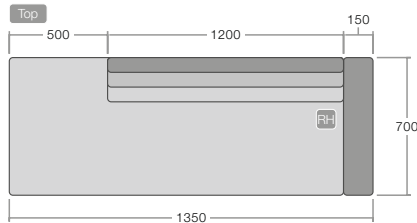
**EVOPHB25 (RB):** 1350w x 700d x 1350h x 450sh  
**EVOPHB22 (LB):** 1350w x 700d x 1350h x 450sh  
**EVOPMB25 (RB):** 1350w x 700d x 1050h x 450sh  
**EVOPMB22 (LB):** 1350w x 700d x 1050h x 450sh  
**EVOP25 (RB):** 1350w x 700d x 750h x 450sh  
**EVOP22 (LB):** 1350w x 700d x 750h x 450sh



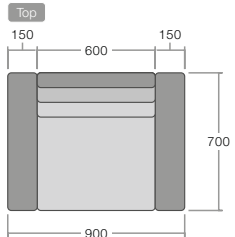
**EVOPHB26 (RB):** 1850w x 700d x 1350h x 450sh  
**EVOPHB23 (LB):** 1850w x 700d x 1350h x 450sh  
**EVOPMB26 (RB):** 1850w x 700d x 1050h x 450sh  
**EVOPMB23 (LB):** 1850w x 700d x 1050h x 450sh  
**EVOP26 (RB):** 1850w x 700d x 750h x 450sh  
**EVOP23 (LB):** 1850w x 700d x 750h x 450sh



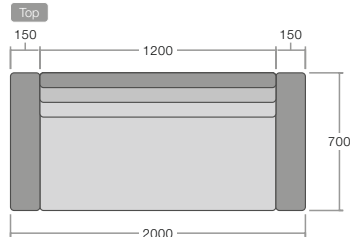
**EVOPHB29 (RB):** 1350w x 700d x 1350h x 450sh  
**EVOPHB27 (LB):** 1350w x 700d x 1350h x 450sh  
**EVOPMB29 (RB):** 1350w x 700d x 1050h x 450sh  
**EVOPMB27 (LB):** 1350w x 700d x 1050h x 450sh  
**EVOP29 (RB):** 1350w x 700d x 750h x 450sh  
**EVOP27 (LB):** 1350w x 700d x 750h x 450sh



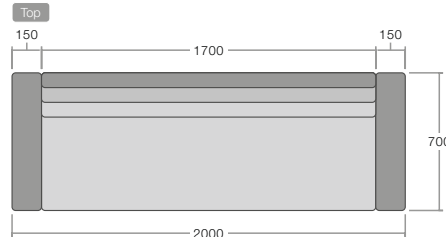
**EVOPHB30 (RB):** 1850w x 700d x 1350h x 450sh  
**EVOPHB28 (LB):** 1850w x 700d x 1350h x 450sh  
**EVOPMB30 (RB):** 1850w x 700d x 1050h x 450sh  
**EVOPMB28 (LB):** 1850w x 700d x 1050h x 450sh  
**EVOP30 (RB):** 1850w x 700d x 750h x 450sh  
**EVOP28 (LB):** 1850w x 700d x 750h x 450sh



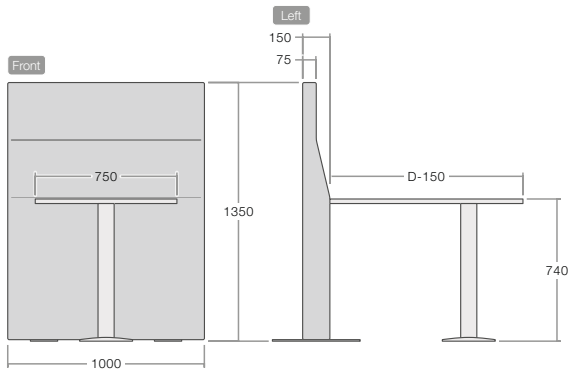
**EVOPHB31: 900w x 700d x 1350h x 450sh**  
**EVOPMB31: 900w x 700d x 1050h x 450sh**  
**EVOP31: 900w x 700d x 750h x 450sh**



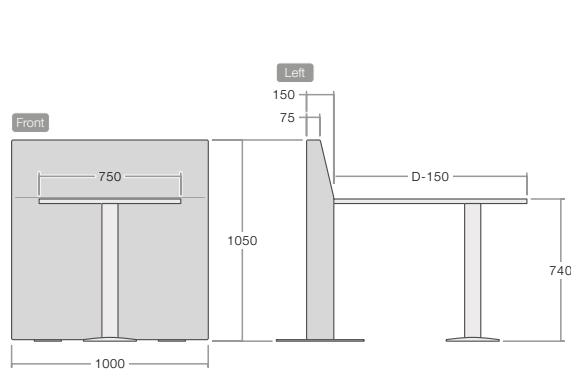
**EVOPHB32: 1500w x 700d x 1350h x 450sh**  
**EVOPMB32: 1500w x 700d x 1050h x 450sh**  
**EVOP32: 1500w x 700d x 750h x 450sh**



**EVOPHB33: 2000w x 700d x 1350h x 450sh**  
**EVOPMB33: 2000w x 700d x 1050h x 450sh**  
**EVOP33: 2000w x 700d x 750h x 450sh**



**EVOPHBP1: 1000w x 800d x 1350h**  
**EVOPHBP2: 1000w x 1150d x 1350h**  
**EVOPHBP3: 1000w x 1650d x 1350h**

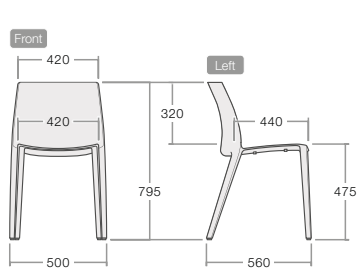


**EVOPMBP1: 1000w x 800d x 1050h**  
**EVOPMBP2: 1000w x 1150d x 1050h**  
**EVOPMBP3: 1000w x 1650d x 1050h**

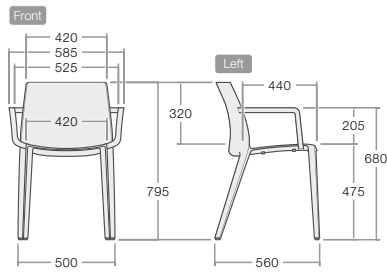
The dimensions illustrated in this document are not to scale. For accurate dimensions of any Elite product, please contact customer services.

# Technical Information

## EXPLORER - Multi-Purpose Seating



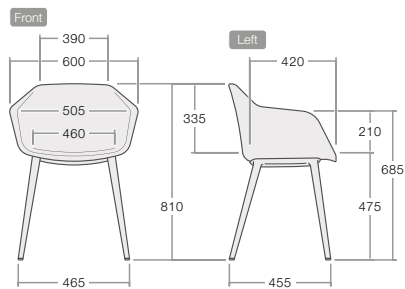
**EXP:** 500w x 550d x 795h x 475sh - 3.7kg  
**EXPUS:** 500w x 550d x 795h x 480sh



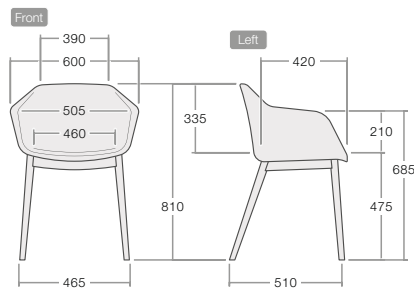
**EXPA:** 585w x 560d x 795h x 475sh - 4.6kg  
**EXPAUS:** 585w x 560d x 795h x 480sh



## FORM - Breakout Chair



**FRM:** 600w x 515d x 810h x 475sh - 6.1kg

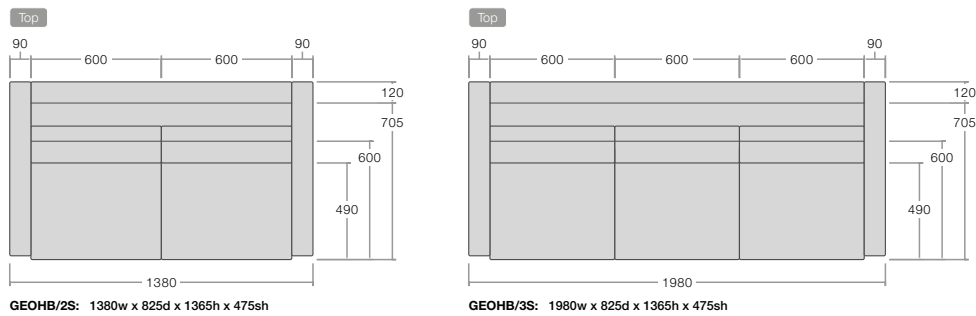
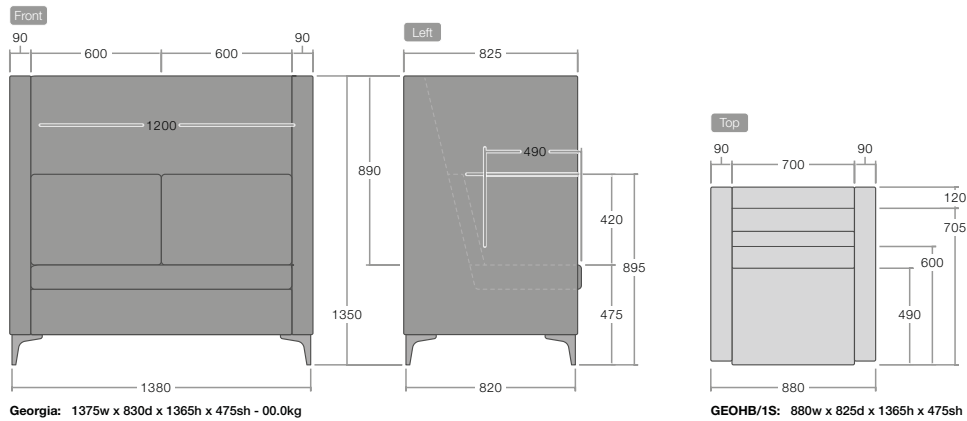


**FRMWL:** 600w x 510d x 810h x 475sh - 00.0kg

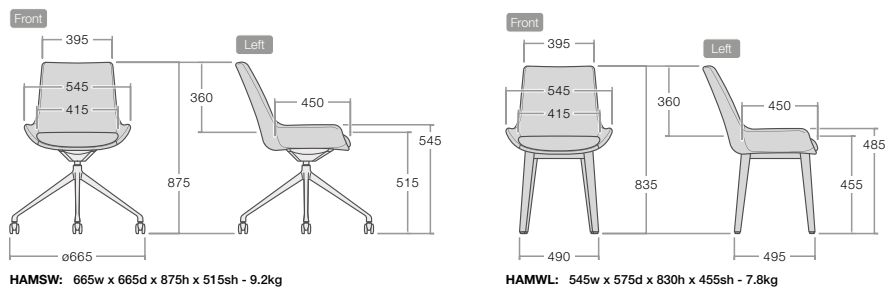
The dimensions illustrated in this document are not to scale. For accurate dimensions of any Elite product, please contact customer services.

# Technical Information

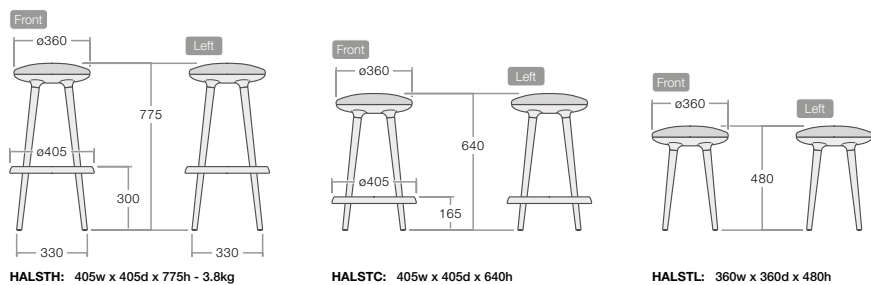
## GEORGIA - Modular Sofa



## HAMPTON - Multi-Purpose Seating

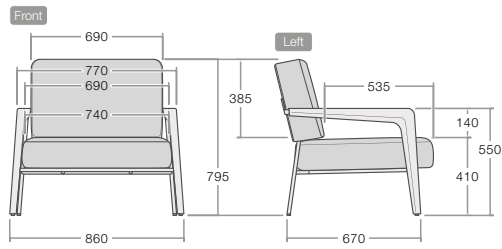


## HALO - Stool

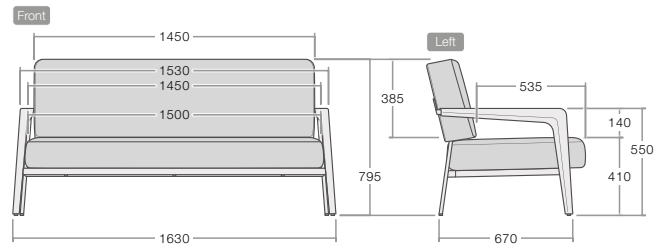


# Technical Information

## HEKTOR - Soft Seating

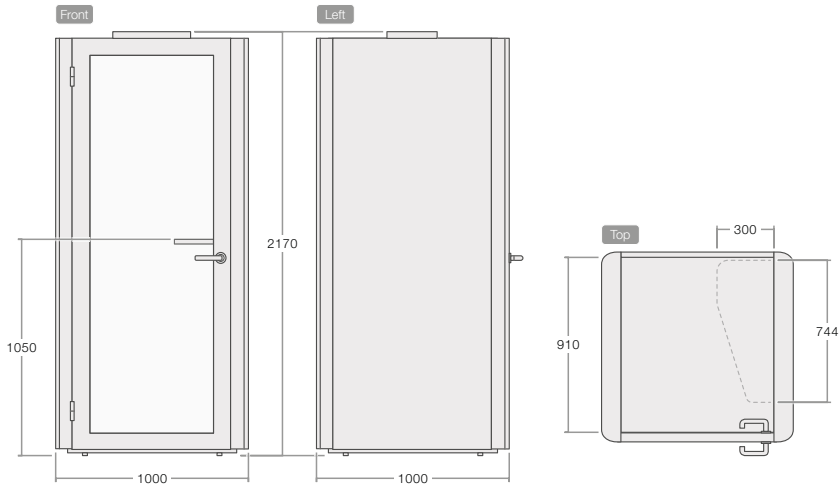


**HEK1:** 860w x 760d x 795h x 410sh - 20.2kg

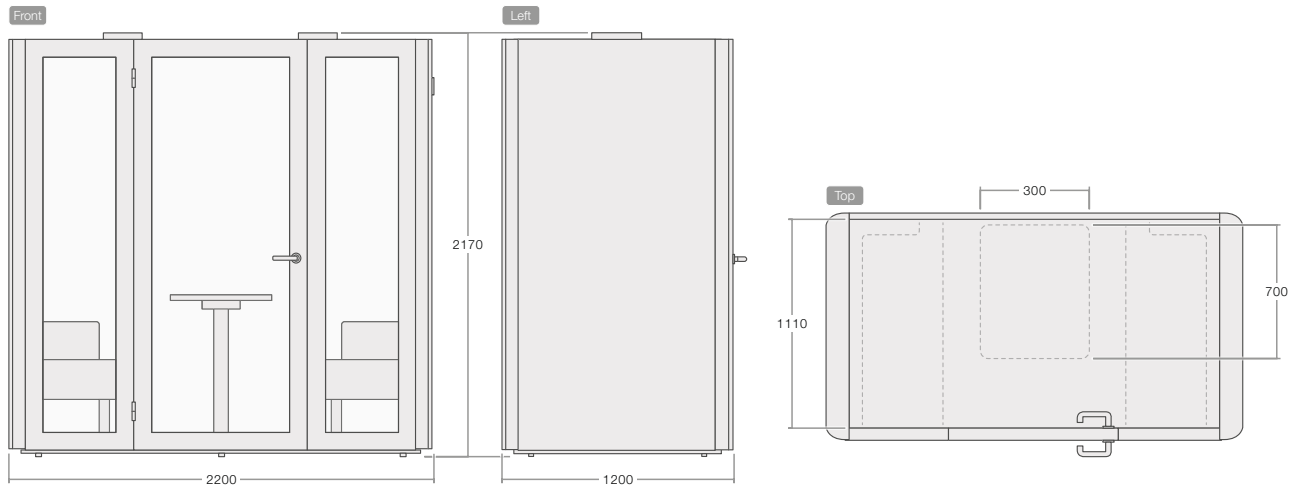


**HEK2:** 1630w x 760d x 795h x 410sh - 33.6kg

## HOST - Pods and Booths



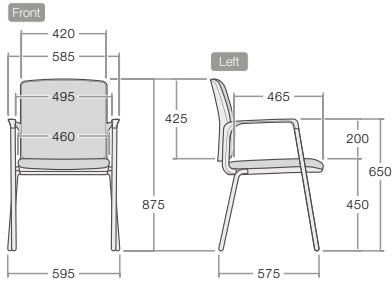
**HOS1:** 1000w x 1000d x 2170h



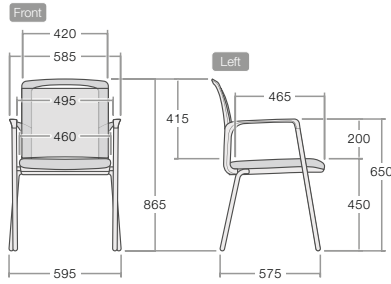
**HOS2:** 2200w x 1200d x 2170h

# Technical Information

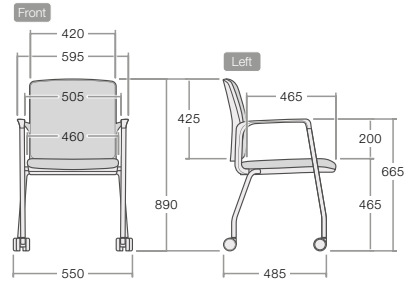
## INFINITY - Agile and Meeting Seating



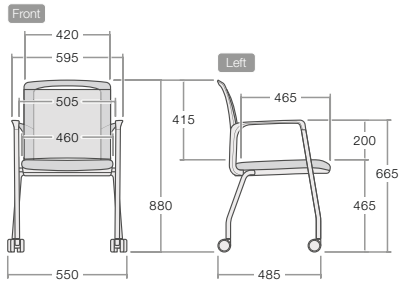
**INF...LUSUB:** 595w x 575d x 875h x 470sh



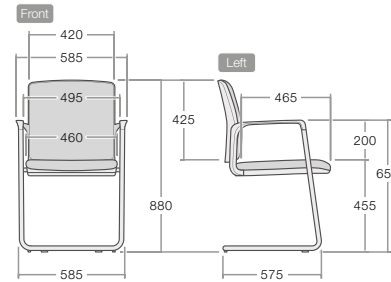
**INF...LUSMB:** 595w x 575d x 875h x 470sh



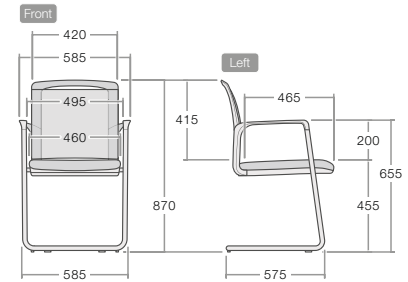
**INF...LUSUB/C:** 595w x 575d x 890h x 470sh - 9.6kg



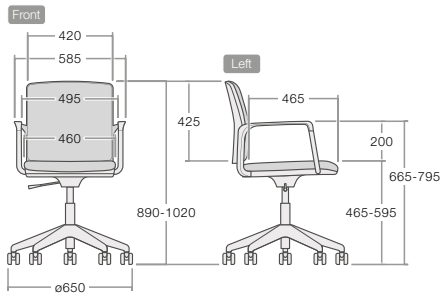
**INF...LUSMB/C:** 595w x 575d x 885h x 470sh - 8.6kg



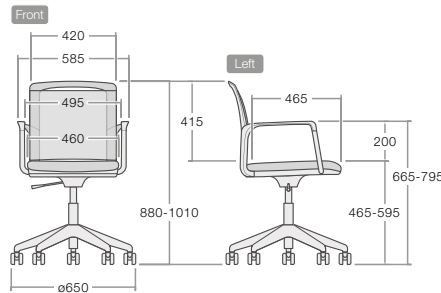
**INF...CUSUB:** 585w x 580d x 880h x 455sh - 9.6kg



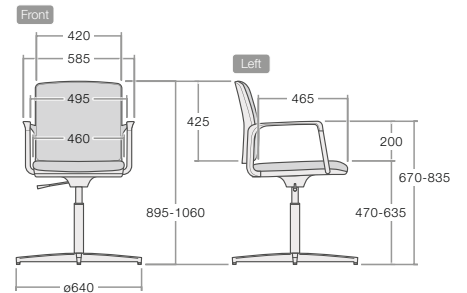
**INF...CUSMB:** 585w x 575d x 875h x 455sh - 8.6kg



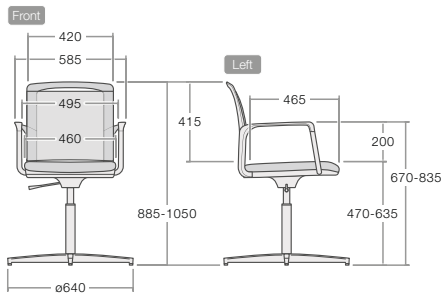
**INF...5SUSUB:** 650w x 650d x 1015h x 590sh - 11.2kg  
±130 Seat Height:



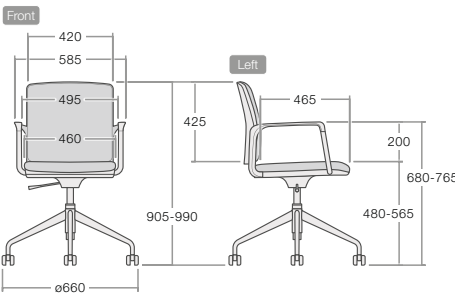
**INF...5SUSMB:** 650w x 650d x 1020h x 590sh - 10.2kg  
±130 Seat Height:



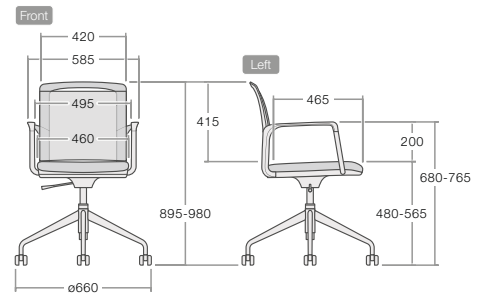
**INF...4SUSUB:** 640w x 640d x 1060h x 635sh  
±165 Seat Height:



**INF...4SUSMB:** 640w x 640d x 1050h x 635sh  
±165 Seat Height:

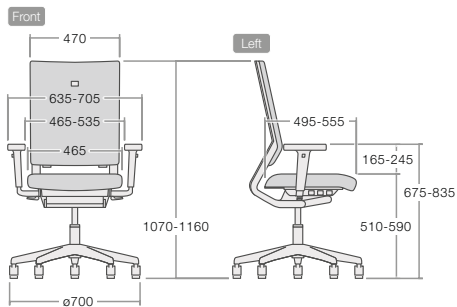


**INF...4SPUSUB:** 660w x 660d x 990h x 565sh - 12.2kg  
±85 Seat Height:

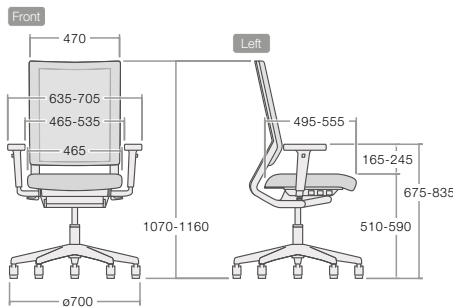


**INF...4SPUSMB:** 660w x 660d x 995h x 565sh - 11.2kg  
±85 Seat Height:

## ISIT LITE - Task Seating



**ISITLI (with 4DL):** 700w x 700d x 1160h x 590sh - 21.0kg  
±60 Seat Depth: ±80 Seat Height:  
±70 Arm Width: ±80 Arm Height:

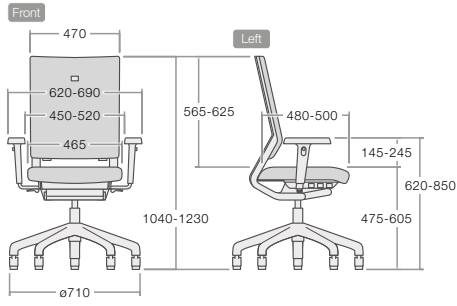


**ISITML (with 4DL):** 700w x 700d x 1160h x 590sh - 20.8kg  
±60 Seat Depth: ±80 Seat Height:  
±70 Arm Width: ±80 Arm Height:

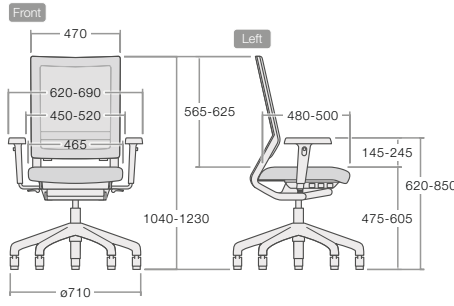
The dimensions illustrated in this document are not to scale. For accurate dimensions of any Elite product, please contact customer services.

# Technical Information

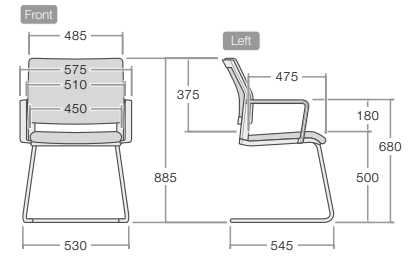
## ISIT - Task and Meeting Seating



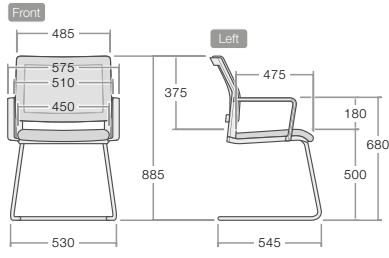
**ISIT (with 4D2): 710w x 710d x 1230h x 605sh - 18.6kg**  
 ±60 Back Height: ±60 Seat Depth: ±130 Seat Height:  
 ±70 Arm Width: ±100 Arm Height:



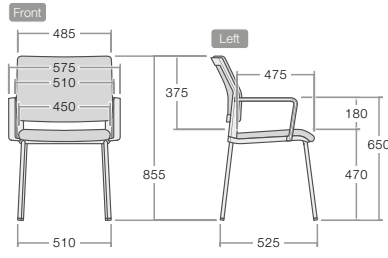
**ISITM (with 4D2): 710w x 710d x 1230h x 605sh - 17.5kg**  
 ±60 Back Height: ±60 Seat Depth: ±130 Seat Height:  
 ±70 Arm Width: ±100 Arm Height:



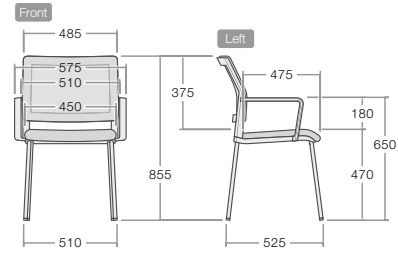
**ISITC (with CA): 575w x 595d x 885h x 500sh - 9.0kg**



**ISITCM (with CA): 575w x 595d x 885h x 500sh - 8.6kg**

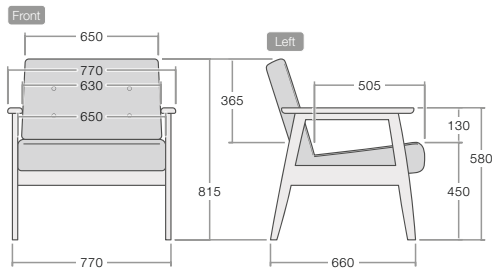


**ISITL (with CA): 575w x 580d x 855h x 470sh - 7.8kg**

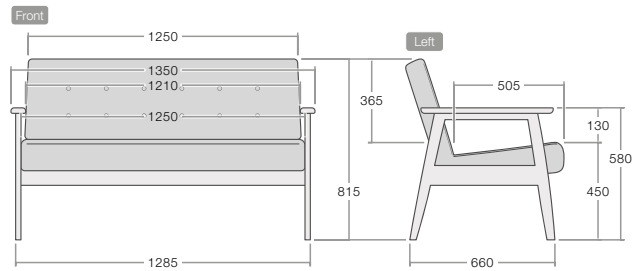


**ISITLM (with CA): 575w x 580d x 855h x 470sh - 8.6kg**

## KOUCH - Soft Seating

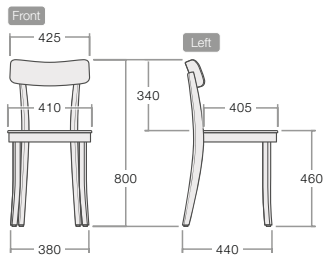


**KOU1: 770w x 760d x 815h x 450sh - 15.0kg**



**KOU2: 1350w x 760d x 815hx 440sh - 21.4kg**

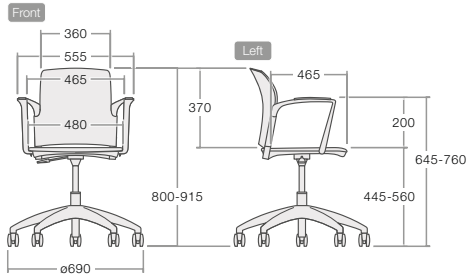
## LATTE - Multi-Purpose Seating



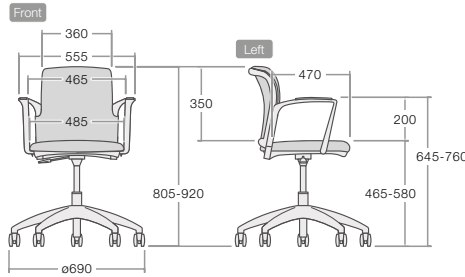
**LAT: 425w x 470d x 800h x 460sh - 4.8kg**

# Technical Information

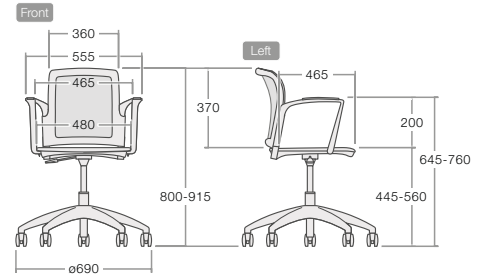
## LEOLA - Multi-Purpose Seating



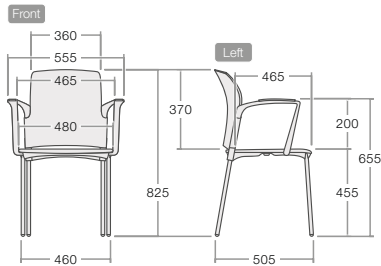
**L5...PSPB (with ...LA):** 690w x 690d x 915h x 560sh - 4.8kg  
**L5...USPB (with ...LA):** 690w x 690d x 915h x 580sh - 4.9kg



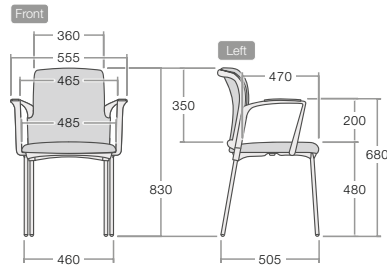
**L5...USUB (with ...LA):** 690w x 690d x 920h x 580sh - 4.8kg



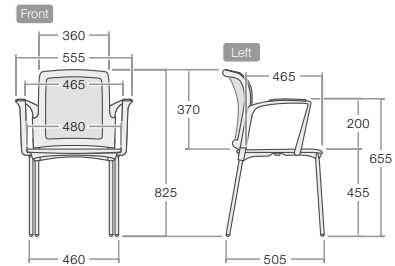
**L5...PSMB (with ...LA):** 690w x 690d x 915h x 560sh - 8.8kg  
**L5...USMB (with ...LA):** 690w x 690d x 915h x 580sh - 9.4kg



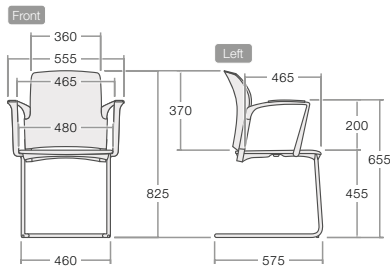
**LL...PSPB (with ...LA):** 555w x 525d x 825h x 455sh - 4.8kg  
**LL...USPB (with ...LA):** 555w x 535d x 825h x 480sh - 4.9kg



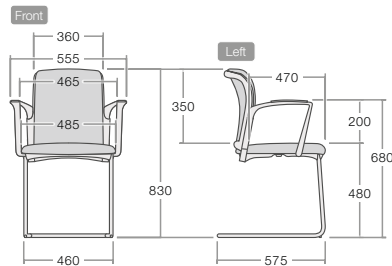
**LL...USUB (with ...LA):** 555w x 535d x 830h x 480sh - 5.0kg



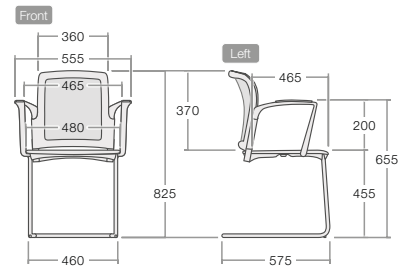
**LL...PSPB (with ...LA):** 555w x 525d x 825h x 455sh - 3.8kg  
**LL...USPB (with ...LA):** 555w x 535d x 825h x 480sh - 3.9kg



**LC...PSPB (with ...CA):** 555w x 575d x 825h x 455sh - 7.8kg  
**LC...USPB (with ...CA):** 555w x 575d x 825h x 480sh - 7.9kg

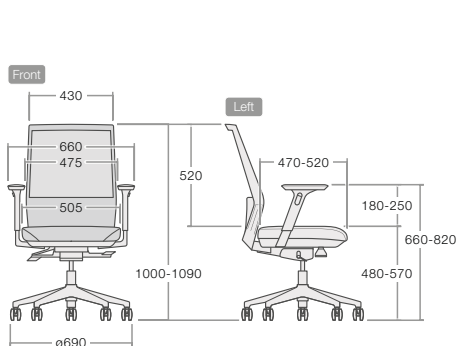


**LC...USUB (with ...CA):** 555w x 575d x 830h x 480sh - 8.0kg

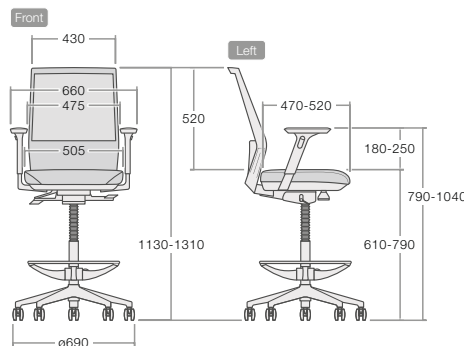


**LC...PSPB (with ...CA):** 555w x 575d x 825h x 455sh - 6.7kg  
**LC...USPB (with ...CA):** 555w x 575d x 825h x 480sh - 6.8kg

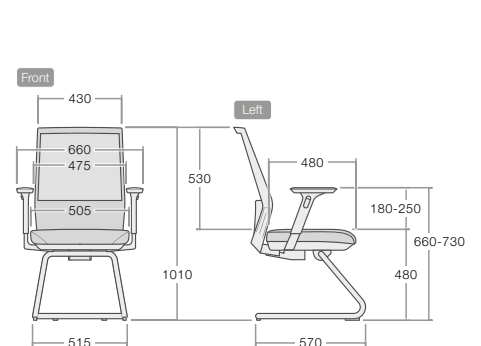
## LOOP - Task and Meeting Seating



**LOO (with 1D):** 690w x 670d x 1090h x 570sh - 18.5kg  
 ±50 Seat Depth: ±90 Seat Height: ±70 Arm Height:

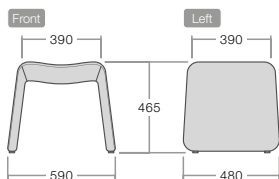


**LOOD (with 1D):** 670w x 670d x 1320h x 605sh  
 ±50 Seat Depth: ±180 Seat Height: ±70 Arm Height:



**LOOC (with 1D):** 660w x 570d x 1010h x 475sh - 15.4kg  
 ±70 Arm Height:

## LUCA - Modular Seating

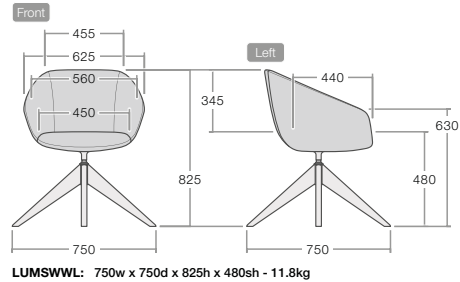
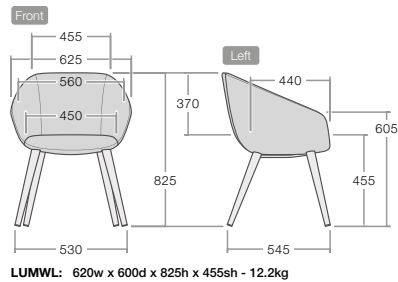
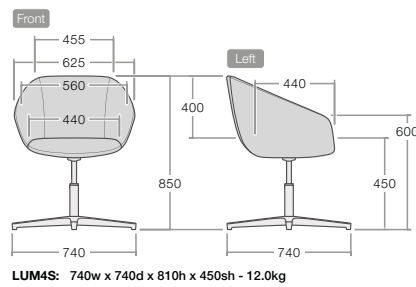
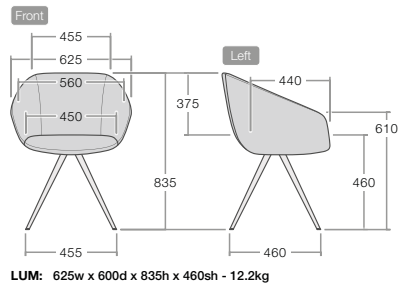


**LUC:** 590w x 480d x 465h - 6.0kg

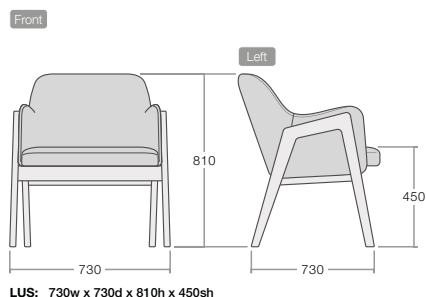


# Technical Information

## LUMA - Visitor and Lounge Seating



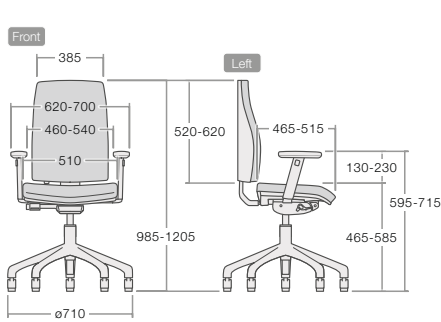
## LUSSO - Visitor and Lounge Seating



The dimensions illustrated in this document are not to scale. For accurate dimensions of any Elite product, please contact customer services.

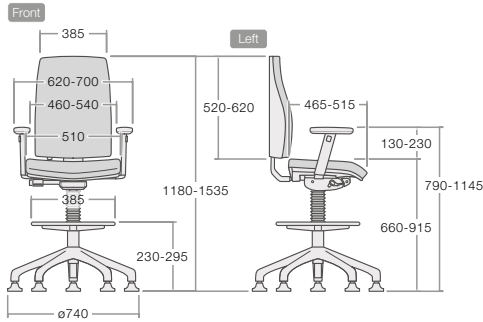
# Technical Information

## MATCH - Task and Meeting Seating



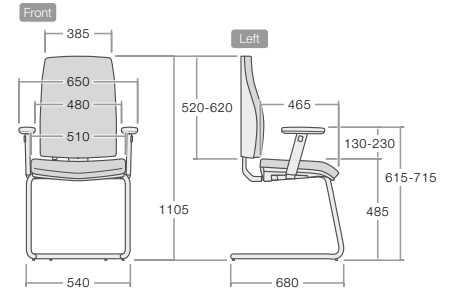
**MAT (with 2D): 710w x 710d x 1205h x 585sh - 17.4kg**

±100 Back Height: ±50 Seat Depth: ±120 Seat Height:  
±80 Arm Width: ±100 Arm Height:



**MATD (with 2D): 740w x 740d x 1530h x 915sh - 19.6kg**

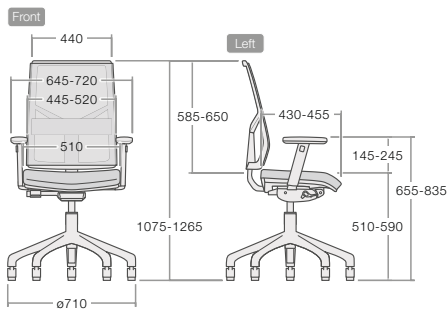
±100 Back Height: ±50 Seat Depth: ±255 Seat Height:  
±80 Arm Width: ±100 Arm Height: ±65 Footing Height:



**MATC (with 2D): 650w x 680d x 1105h x 485sh - 19.6kg**

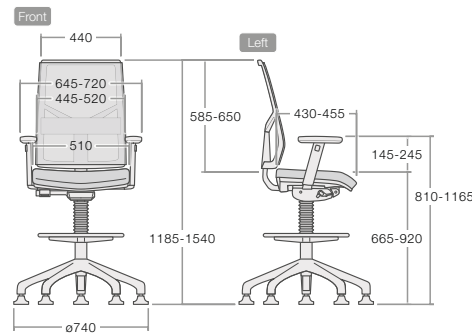
±100 Back Height: ±100 Arm Height:

## MIX - Task and Meeting Seating



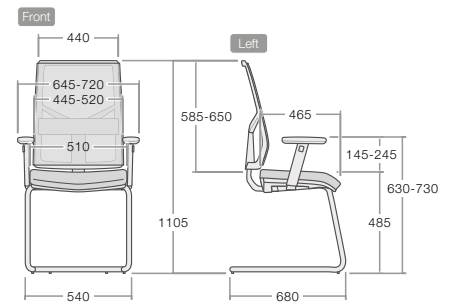
**MIX (with 4D): 710w x 710d x 1265h x 590sh - 15.2kg**  
**MIXW (with 4DW): 710w x 710d x 1265h x 590sh - 15.2kg**

±65 Back Height: ±50 Seat Depth: ±80 Seat Height:  
±75 Arm Width: ±100 Arm Height:



**MIXD (with 4D): 740w x 740d x 1540h x 920sh - 15.4kg**  
**MIXDW (with 4DW): 740w x 740d x 1540h x 920sh - 15.4kg**

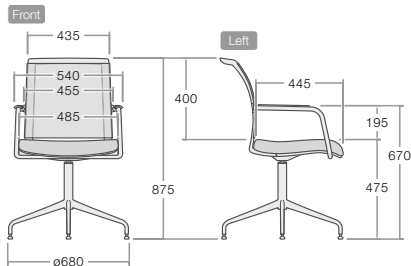
±65 Back Height: ±50 Seat Depth: ±255 Seat Height:  
±75 Arm Width: ±100 Arm Height:



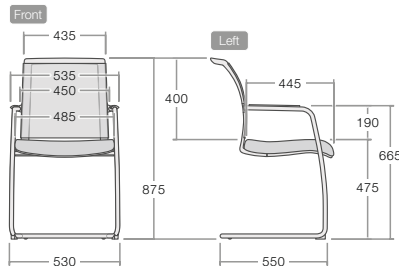
**MIXC (with 4D): 540w x 680d x 1105h x 485sh - 10.4kg**  
**MIXCW (with 4DW): 540w x 680d x 1105h x 485sh - 10.4kg**

±65 Back Height: ±75 Arm Width: ±100 Arm Height:

## MODA - Meeting Seating



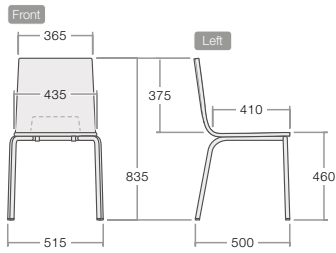
**MODMSW: 680w x 680d x 875h x 475sh - 9.8kg**



**MODMC: 535w x 625d x 875h x 475sh - 7.6kg**

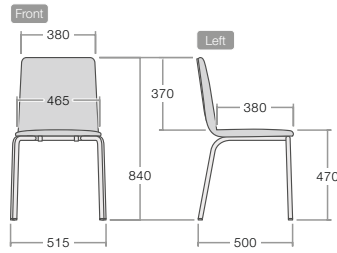
# Technical Information

## MULTIPLY - Multi-Purpose Seating and Stools

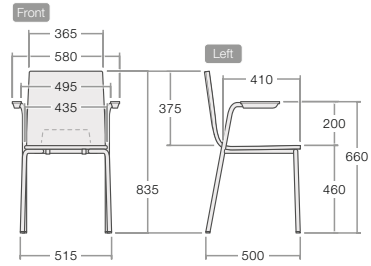


**MUL:** 515w x 540d x 835h x 460sh - 5.8kg  
**MULUP:** 515w x 540d x 835h x 470sh - 6.4kg  
**MULO:** 515w x 540d x 835h x 460sh - 5.4kg  
**MULOUP:** 515w x 540d x 835h x 470sh - 6.0kg

220w x 80h Open Back Dimensions:

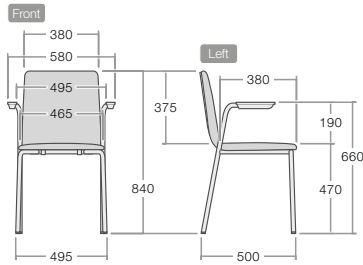


**MULFUP:** 515w x 540d x 840h x 470sh - 6.6kg

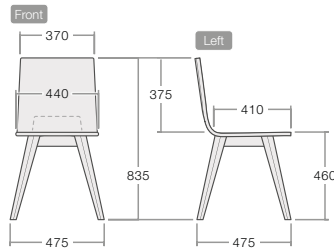


**MULA:** 580w x 540d x 835h x 460sh - 5.8kg  
**MULAUP:** 580w x 540d x 835h x 470sh - 6.4kg  
**MULO:** 580w x 540d x 835h x 460sh - 5.4kg  
**MULOUP:** 580w x 540d x 835h x 470sh - 6.0kg

220w x 80h Open Back Dimensions:

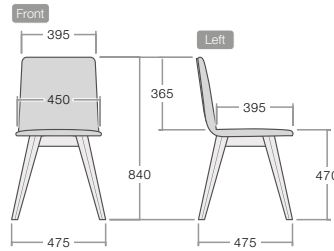


**MULAFUP:** 580w x 540d x 840h x 470sh - 6.6kg

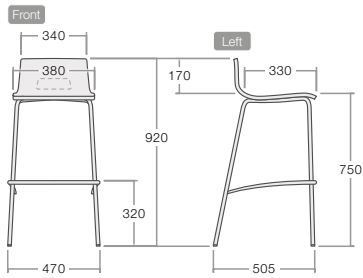


**MULWL:** 475w x 540d x 835h x 460sh - 6.2kg  
**MULUPWL:** 475w x 540d x 835h x 470sh - 6.6kg  
**MULOWL:** 475w x 540d x 835h x 460sh - 5.8kg  
**MULUPWL:** 475w x 540d x 835h x 470sh - 6.2kg

220w x 80h Open Back Dimensions:

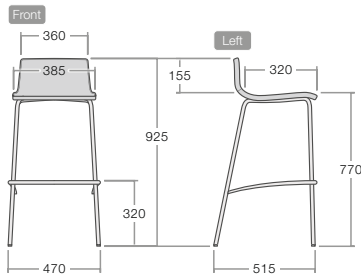


**MULFUPWL:** 475w x 540d x 840h x 470sh - 7.0kg

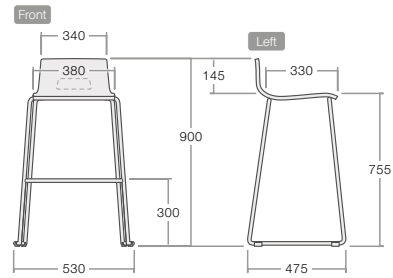


**MULST:** 470w x 505d x 920h x 750sh - 5.2kg  
**MULSTO:** 470w x 505d x 920h x 750sh - 5.0kg

190w x 65h Open Back Dimensions:

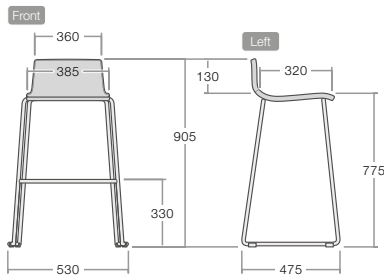


**MULSTUP:** 470w x 515d x 925h x 770sh - 5.6kg

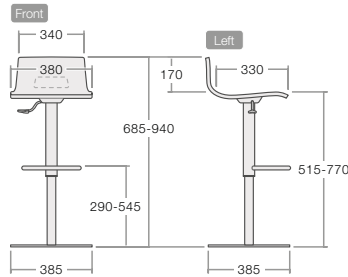


**MULSTSB:** 530w x 475d x 900h x 755sh - 5.8kg  
**MULSTSO:** 530w x 475d x 900h x 755sh - 5.6kg

190w x 65h Open Back Dimensions:

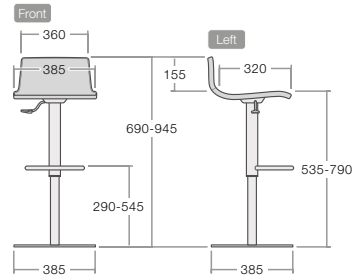


**MULSTSBUP:** 530w x 475d x 905h x 775sh - 6.2kg



**MULSTSW:** 385w x 435d x 940h x 770sh  
**MULSTSWO:** 385w x 435d x 940h x 770sh

±255 Seat Height: 190w x 65h Open Back Dimensions:

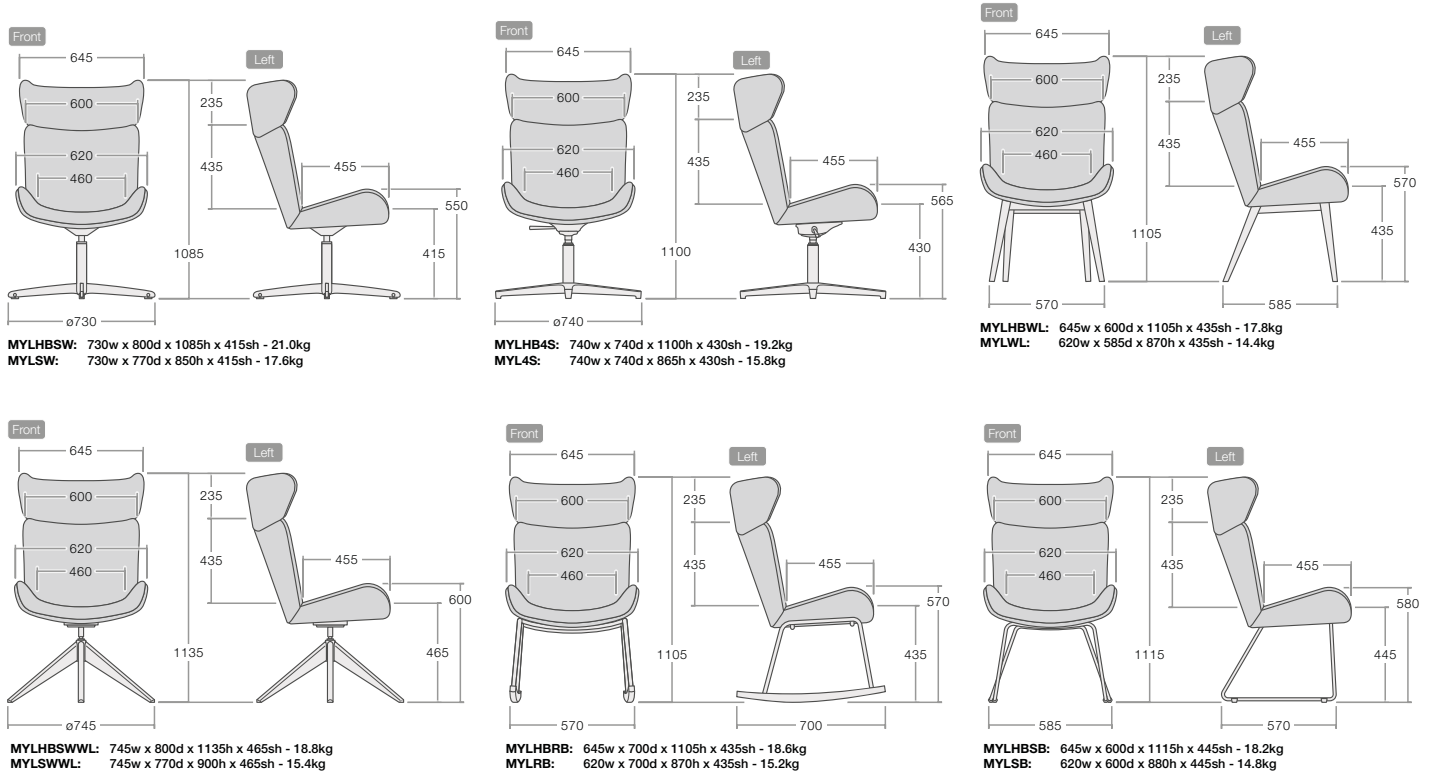


**MULSTSWUP:** 385w x 445d x 945h x 790sh

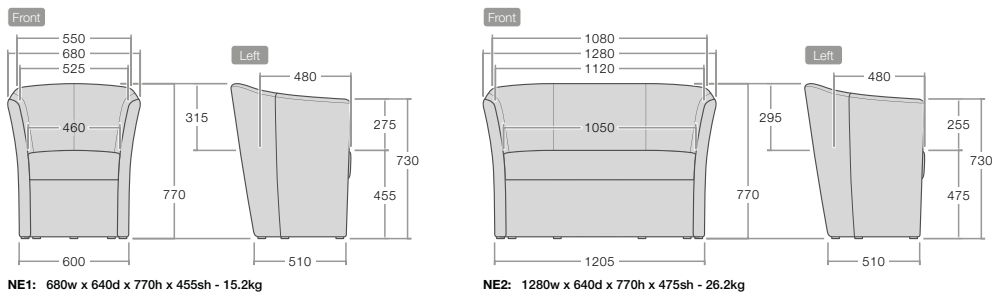
±255 Seat Height:

# Technical Information

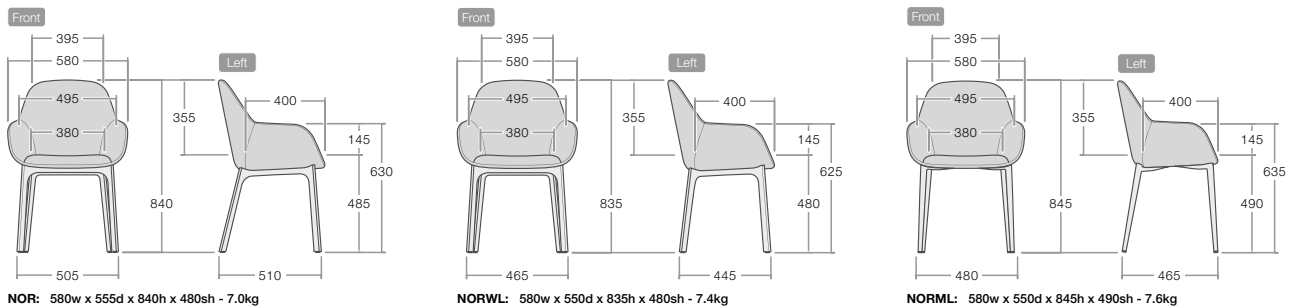
## MYLA - Visitor and Lounge Seating



## NERO - Soft Seating



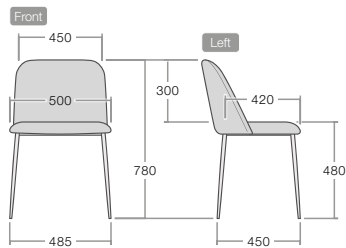
## NORDEN - Multi-Purpose Seating



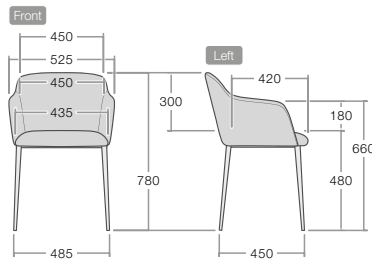
The dimensions illustrated in this document are not to scale. For accurate dimensions of any Elite product, please contact customer services.

# Technical Information

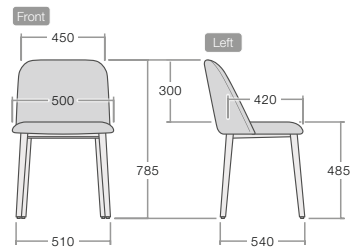
## PABLO - Multi-Purpose Seating and Stools



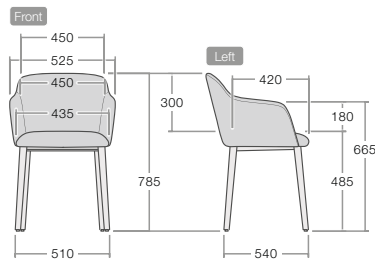
**PAB:** 500w x 545d x 780h x 480sh - 6.6g



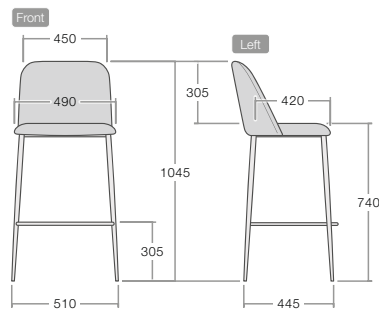
**PABA:** 525w x 545d x 780h x 480sh - 7.1kg



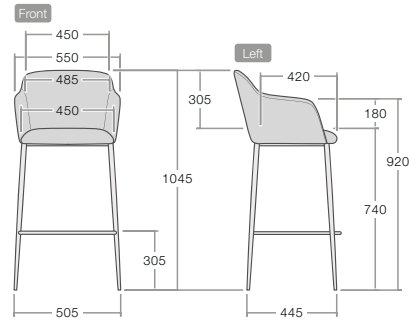
**PABWL:** 510w x 545d x 785h x 485sh - 6.4g



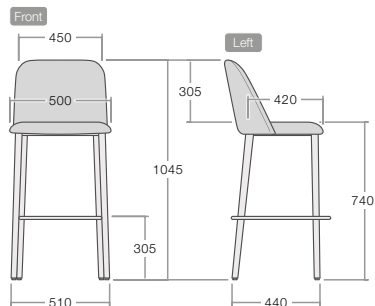
**PABWLA:** 525w x 545d x 785h x 485sh - 6.9kg



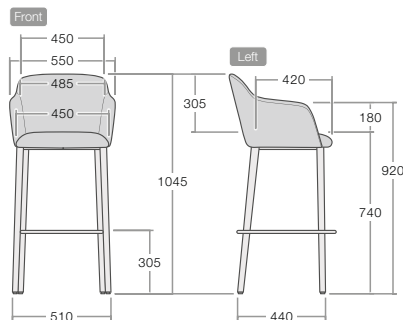
**PABST:** 510w x 555d x 1045h x 740sh - 8.6g



**PABSTA:** 550w x 555d x 1045h x 740sh - 9.4kg



**PABSTWL:** 510w x 555d x 1045h x 740sh



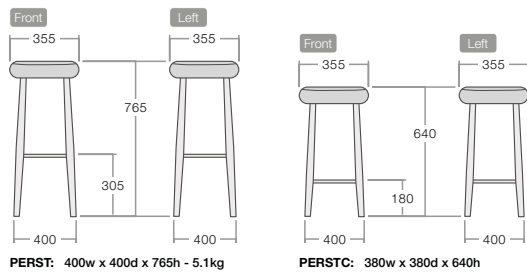
**PABSTWLA:** 550w x 555d x 1045h x 740sh



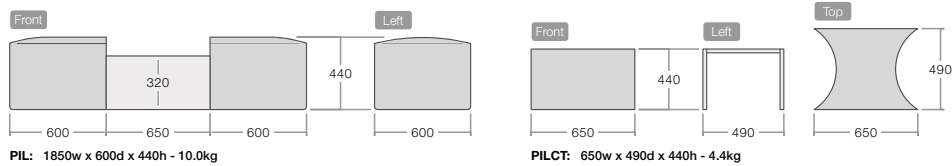
The dimensions illustrated in this document are not to scale. For accurate dimensions of any Elite product, please contact customer services.

# Technical Information

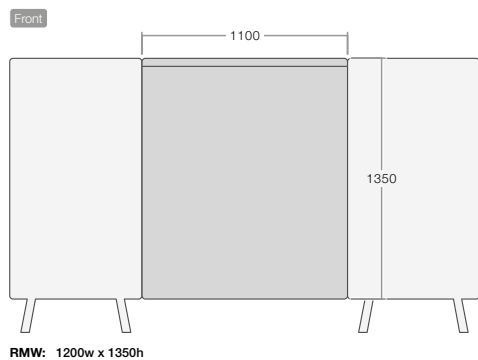
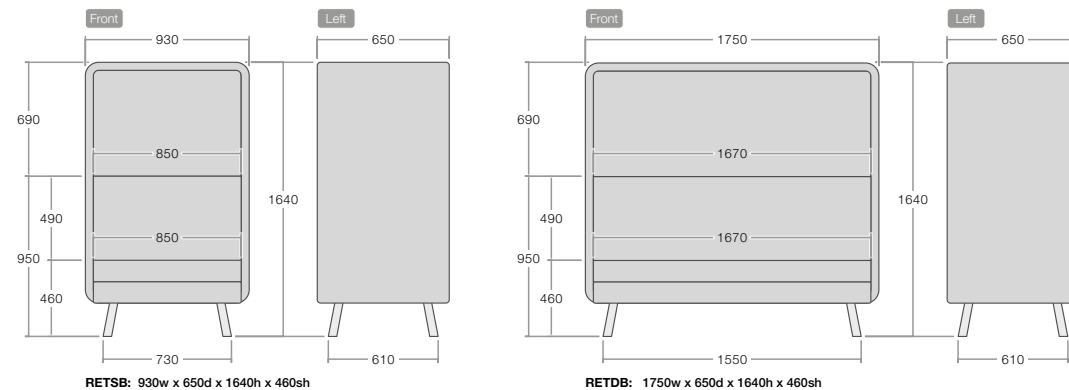
## PERCH - Stools



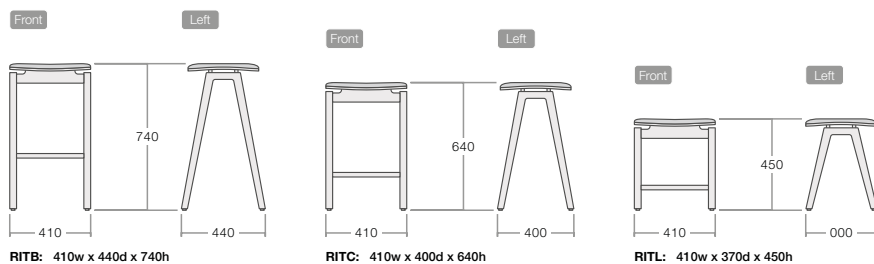
## PILL - Modular Seating



## RETREAT - Pods and Booths



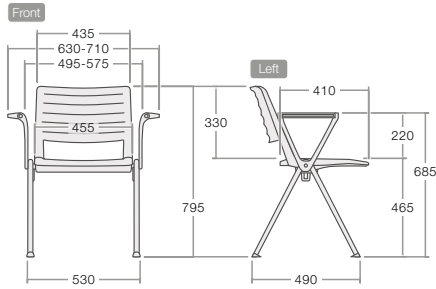
## RITZ - Stools



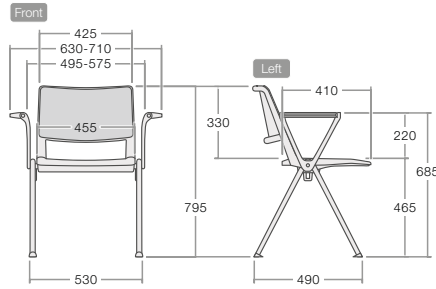
The dimensions illustrated in this document are not to scale. For accurate dimensions of any Elite product, please contact customer services.

# Technical Information

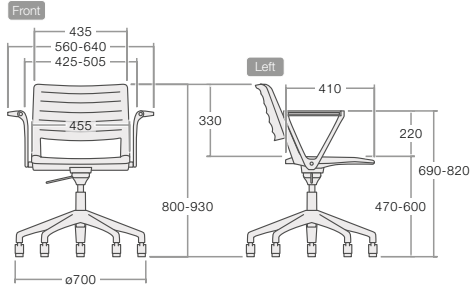
## SALTO - Agile and Multi-Purpose Seating



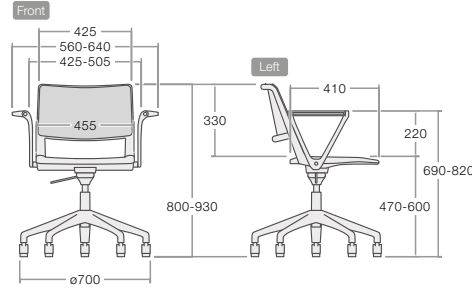
**SAL (with PA):** 710w x 550d x 795h x 465sh  
**SALUS (with PA):** 710w x 550d x 795h x 485sh  
**SALUSUB (with PA):** 710w x 550d x 795h x 485sh




**SALMB (with PA):** 710w x 550d x 795h x 465sh  
**SALMBUS (with PA):** 710w x 555d x 795h x 485sh



**SALSW (with PBA):** 700w x 700d x 930h x 600sh  
**SALSWS (with PBA):** 700w x 700d x 930h x 620sh  
**SALSWSUB (with PBA):** 700w x 700d x 930h x 620sh



**SALMBSW (with PBA):** 700w x 700d x 930h x 600sh  
**SALMBSWS (with PBA):** 700w x 700d x 930h x 620sh

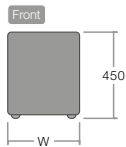


**SALBE... (.../2S and .../1S1T):** 1020w x 565d x 815h x 485sh  
**SALBE... (.../3S and .../2S1T):** 1600w x 565d x 815h x 485sh  
**SALBE... (.../4S, .../3S1T and .../2S2T):** 2040w x 565d x 815h x 485sh  
**SALBE... (.../5S, .../4S1T and .../3S2T):** 2550w x 565d x 815h x 485sh

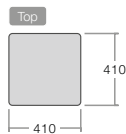
**SALBEUS... (.../2S and .../1S1T):** 1020w x 565d x 815h x 505sh  
**SALBEUS... (.../3S and .../2S1T):** 1600w x 565d x 815h x 505sh  
**SALBEUS... (.../4S, .../3S1T and .../2S2T):** 2040w x 565d x 815h x 505sh  
**SALBEUS... (.../5S, .../4S1T and .../3S2T):** 2550w x 565d x 815h x 505sh

**SALBEUSUB... (.../2S and .../1S1T):** 1020w x 565d x 815h x 505sh  
**SALBEUSUB... (.../3S and .../2S1T):** 1600w x 565d x 815h x 505sh  
**SALBEUSUB... (.../4S, .../3S1T and .../2S2T):** 2040w x 565d x 815h x 505sh  
**SALBEUSUB... (.../5S, .../4S1T and .../3S2T):** 2550w x 565d x 815h x 505sh

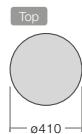
## SEGMENT - Modular Seating



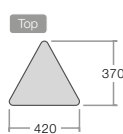
**Segment (All variants):** 450h



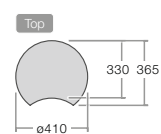
**SEGA:** 410w x 410d x 450h - 7.6kg



**SEGB:** 410dia x 450h - 6.4kg



**SEGC:** 420w x 370d x 450h



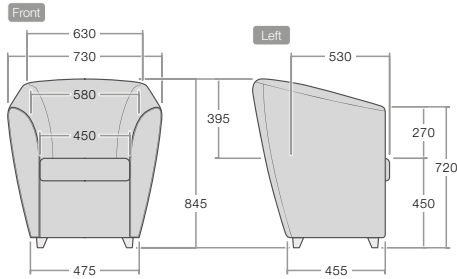
**SEGD:** 410w x 365d x 450h - 6.4kg



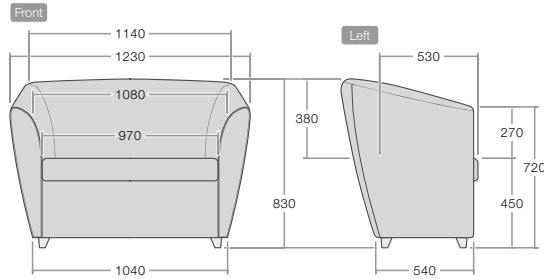
**SEGE:** 1010w x 1010d x 450h - 14.4kg

# Technical Information

## SOFIA - Soft Seating

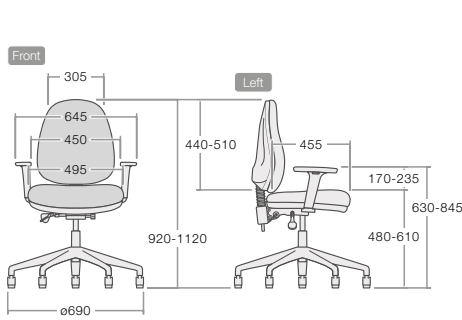


**SOF1:** 730w x 700d x 845h x 450sh - 16.0kg



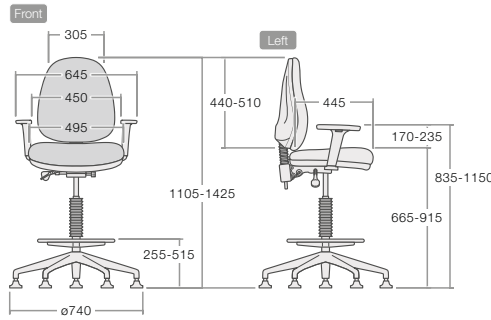
**SOF2:** 1230w x 700d x 830h x 450sh - 23.6kg

## TEAM PLUS - Operator Seating



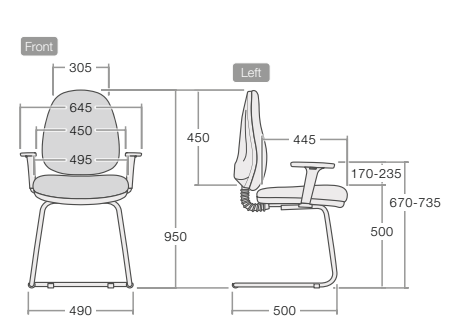
**TEP (with 1D):** 690w x 690d x 1165h x 605sh - 10.8kg

±70 Back Height: ±130 Seat Height: ±65 Arm Height:



**TEPD (with 1D):** 740w x 740d x 1420h x 920sh - 12.8kg

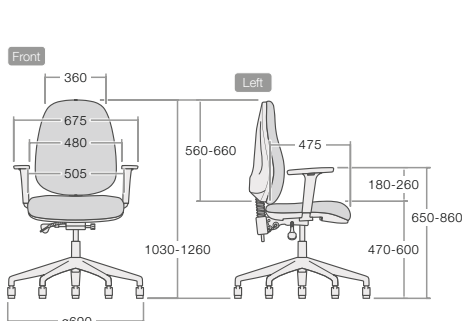
±70 Back Height: ±250 Seat Height: ±65 Arm Height: ±260 Footing Height:



**TEPC (with 1D):** 645w x 600d x 950h x 500sh - 10.5kg

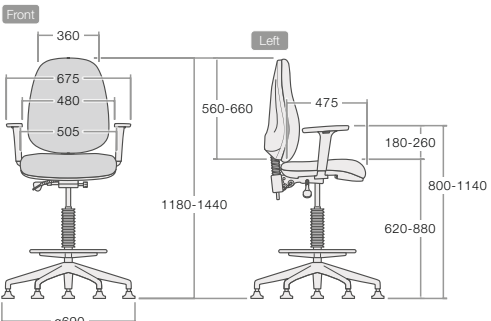
±65 Arm Height:

## TEAM PLUS GRANDE - Operator Seating



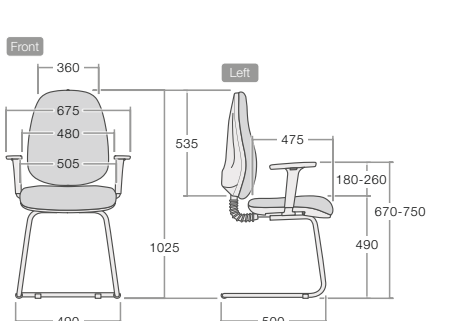
**TPG (with 1D):** 690w x 690d x 1260h x 600sh - 11.3kg

±100 Back Height: ±130 Seat Height: ±80 Arm Height:



**TPGD (with 1D):** 690w x 690d x 1440h x 880sh - 16.2kg

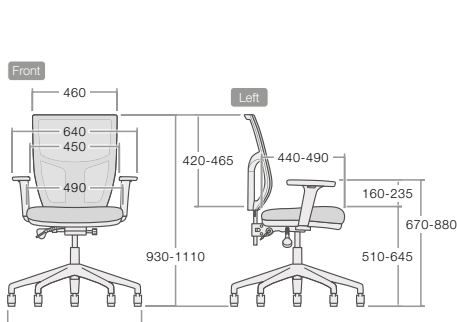
±100 Back Height: ±260 Seat Height: ±80 Arm Height:



**TPGC (with 1D):** 675w x 640d x 1025h x 490sh - 10.3kg

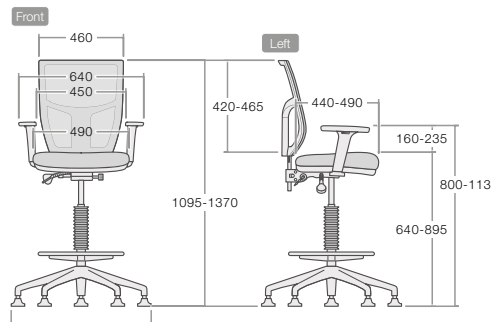
±110 Arm Height:

## TEAM PLUS MESH - Operator and Meeting Seating



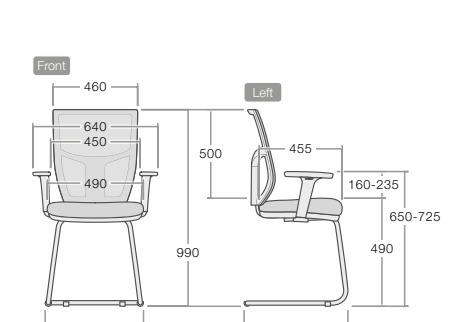
**TPM (with 1D):** 690w x 690d x 1110h x 645sh - 14.6kg

±45 Back Height: ±135 Seat Height: ±75 Arm Height:



**TPMD (with 1D):** 690w x 690d x 1370h x 895sh - 12.8kg

±45 Back Height: ±255 Seat Height: ±75 Arm Height:



**TPMC (with 1D):** 640w x 575d x 990h x 490sh - 10.3kg

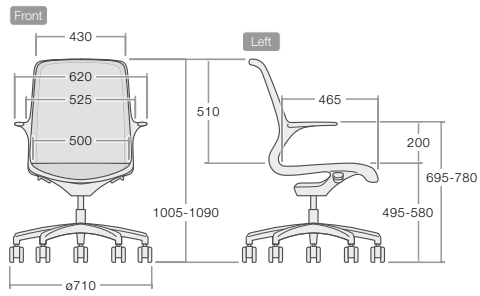
±75 Arm Height:

The dimensions illustrated in this document are not to scale. For accurate dimensions of any Elite product, please contact customer services.



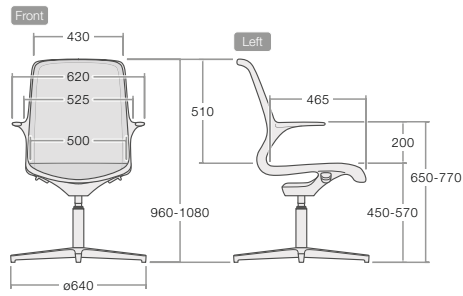
# Technical Information

## TEMPO - Agile Seating



TEM...: 710w x 710d x 1090h x 580sh - 9.0kg  
TEM.../PB: 710w x 710d x 1090h x 580sh - 9.4kg

±85 Seat Height:



TEM4S...: 640w x 640d x 1080h x 570sh - 9.2kg  
TEM4S.../PB: 640w x 640d x 1080h x 570sh - 9.6kg

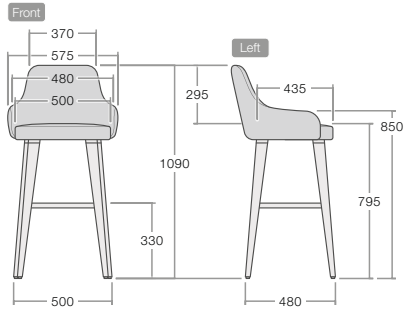
±120 Seat Height:



The dimensions illustrated in this document are not to scale. For accurate dimensions of any Elite product, please contact customer services.

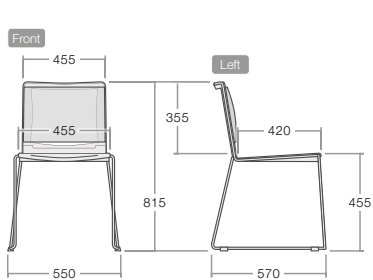
# Technical Information

## VEGAS - Stools

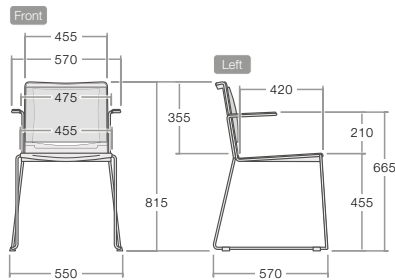


**VEGST:** 570w x 560d x 1090h x 795sh - 10.6kg

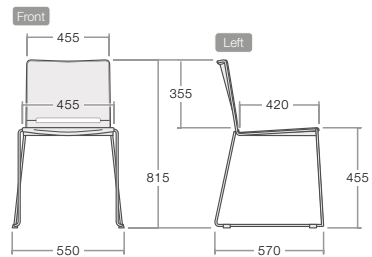
## VICE VERSA - Multi-Purpose Seating and Stools



**VICM:** 550w x 570d x 815h x 455sh - 5.8kg  
**VICMUS:** 550w x 570d x 815h x 465sh - 6.6kg

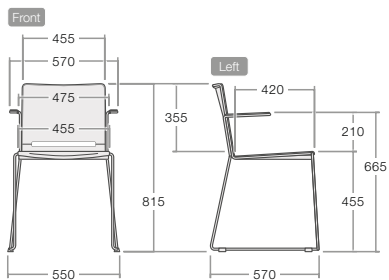


**VICMA:** 570w x 570d x 815h x 455sh - 7.0kg  
**VICMAUS:** 570w x 570d x 815h x 465sh - 7.8kg



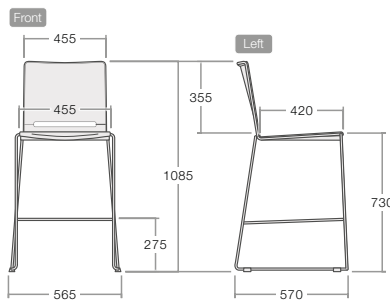
**VIC:** 550w x 570d x 815h x 455sh - 5.7kg  
**VICUS:** 550w x 570d x 815h x 465sh - 6.9kg  
**VICUSUB:** 550w x 570d x 815h x 465sh - 7.4kg

340w x 30h Open Back Dimensions:



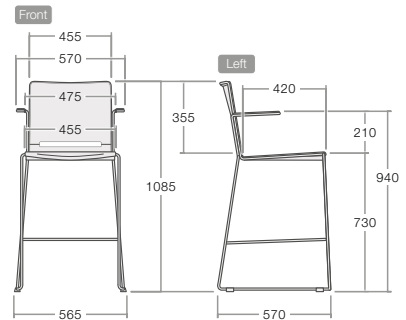
**VICA:** 570w x 570d x 815h x 455sh - 7.0kg  
**VICAUS:** 570w x 570d x 815h x 465sh - 8.1kg  
**VICAUSUB:** 570w x 570d x 815h x 465sh - 8.6kg

340w x 30h Open Back Dimensions:



**VICST:** 565w x 605d x 1085h x 730sh - 7.6kg  
**VICSTUS:** 565w x 605d x 1085h x 740sh - 8.7kg  
**VICSTUSUB:** 565w x 605d x 1085h x 740sh - 9.2kg

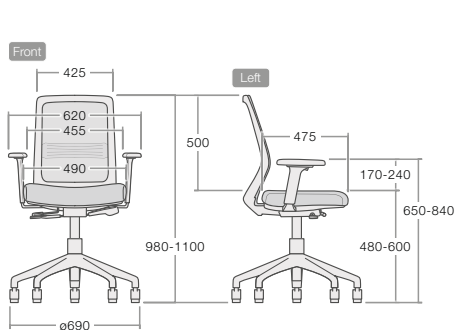
340w x 30h Open Back Dimensions:



**VICSTA:** 570w x 605d x 1085h x 730sh - 9.1kg  
**VICSTAUS:** 570w x 605d x 1085h x 740sh - 10.2kg  
**VICSTAUSUB:** 570w x 605d x 1085h x 740sh - 10.7kg

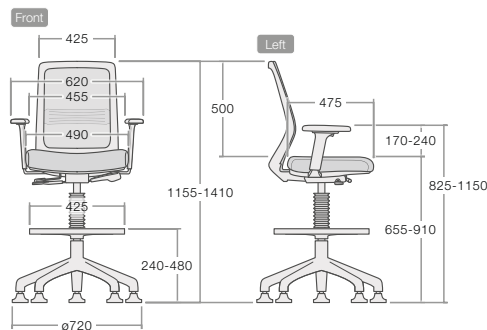
340w x 30h Open Back Dimensions:

## VIDA - Task and Meeting Seating



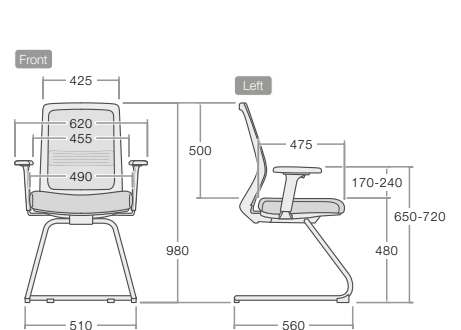
**VID (with 1D):** 690w x 690d x 1100h x 600sh - 16.6kg

±120 Seat Height: ±70 Arm Height:



**VIDD (with 1D):** 720w x 720d x 1410h x 910sh - 18.6kg

±255 Seat Height: ±70 Arm Height: ±240 Footring Height:

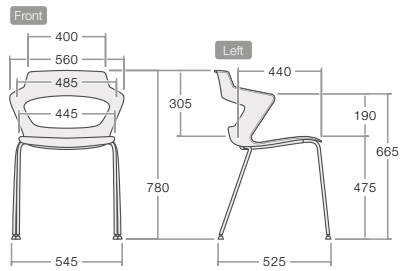


**VIDC (with 1D):** 620w x 560d x 980h x 480sh - 11.2kg

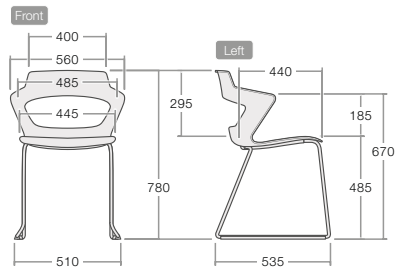
±70 Arm Height:

# Technical Information

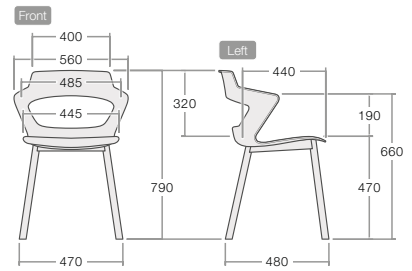
## ZEN - Multi-Purpose Seating



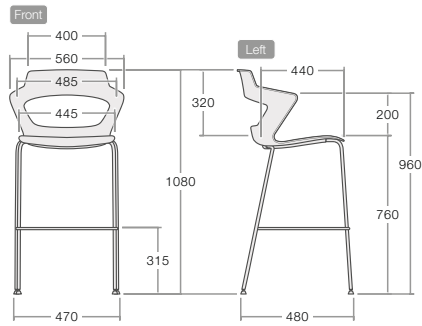
**ZEN:** 560w x 525d x 780h x 475sh - 4.8kg  
**ZENUS:** 560w x 525d x 780h x 485sh - 5.6kg



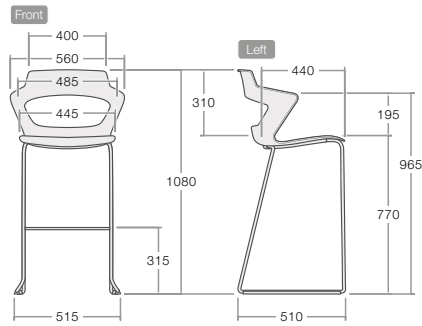
**ZENSB:** 560w x 555d x 780h x 480sh - 6.6kg  
**ZENSBUS:** 560w x 555d x 780h x 490sh - 7.4kg



**ZENWL:** 560w x 510d x 790h x 470sh - 5.0kg  
**ZENWLUS:** 560w x 510d x 790h x 480sh - 5.8kg



**ZENST:** 560w x 530d x 1090h x 760sh - 6.8kg  
**ZENSTUS:** 560w x 530d x 1090h x 770sh - 7.6kg



**ZENSTSB:** 560w x 520d x 1080h x 770sh - 7.8kg  
**ZENSTSBUS:** 560w x 520d x 1080h x 780sh - 8.6kg



The dimensions illustrated in this document are not to scale. For accurate dimensions of any Elite product, please contact customer services.





# Terms and Conditions

## INTERPRETATION

- In these Conditions, the following definitions apply:  
"Business Day" means a day (other than a Saturday, Sunday or public holiday) when banks in London are open for business;  
"Conditions" means the terms and conditions set out in this document as amended from time to time in accordance with clause 52;  
"Contract" means the contract between EOF and the Customer for the sale and purchase of the Goods in accordance with these Conditions;  
"Customer" means the person or firm who purchases the Goods from EOF;  
"EOF" means Elite Office Furniture (UK) Ltd, a company incorporated in England and Wales with company number 03365655;  
"Force Majeure Event" means has the meaning given in clause 46;  
"Goods" means the goods (or any part of them) set out in the Order;  
"Order" means the Customer's order for the Goods, as set out [in the Customer's purchase order form OR overleaf OR in the Customer's written acceptance of the EOF's quotation OR in the Customer's purchase order form, the Customer's written acceptance of EOF's quotation]  
"Specials" means any bespoke products manufactured or otherwise supplied by EOF to the Customer's Specification; and  
"Specification" means any specification for the Goods agreed between the parties in accordance with clause 9.
- In these Conditions:
  - a person includes a natural person, corporate or unincorporated body (whether or not having separate legal personality);
  - a reference to a party includes its personal representatives, successors or permitted assigns;
  - a reference to a statute or statutory provision is a reference to such statute or provision as amended or re-enacted. A reference to a statute or statutory provision includes any subordinate legislation made under that statute or statutory provision, as amended or re-enacted;
  - any phrase introduced by the terms including, include, in particular or any similar expression shall be construed as illustrative and shall not limit the sense of the words preceding those terms; and
  - a reference to writing or written includes faxes and e-mails.

## BASIS OF THE CONTRACT

- These Conditions apply to the Contract to the exclusion of any other terms that the Customer seeks to impose or incorporate, or which are implied by trade, custom, practice or course of dealing. The Order constitutes an offer by the Customer to purchase the Goods in accordance with these Conditions.
- The Order shall only be deemed to be accepted when EOF issues a written acceptance of the Order, at which point the Contract shall come into existence. The Customer is responsible for ensuring that the terms of the Order and any applicable Specification are complete and accurate. The Customer must communicate any errors to EOF's Customer Services Team within 12 hours (and confirmed in writing within 24 hours) and accepts that failure to do will render them liable for potential abortive costs.
- The Contract constitutes the entire agreement between the parties. The Customer acknowledges that it has not relied on any statement, promise or representation made or given by or on behalf of EOF which is not set out in the Contract.
- Any samples, drawings, descriptive matter, or advertising produced by EOF and any descriptions or illustrations contained in EOF's catalogues, brochures and website are produced for the sole purpose of giving an approximate idea of the Goods described in them. They shall not form part of the Contract or have any contractual force.
- A quotation for the Goods given by EOF shall not constitute an offer. A quotation shall only be valid for a period of 30 Business Days from its date of issue.

## PRODUCTS

- The Goods are, subject to clause 6, as described in EOF's catalogue as modified by any applicable Specification.
- Requests for Special product(s) must be submitted on the official 'Elite Specials Request Form' which is available via the Elite web site or on request from EOF's Customer Services Department. When submitted the document will be processed by the Elite Specials team and a decision will be made either to accept or reject the request based on its validity and feasibility. It is EOF's aim to return completed forms within 2 – 3 Business Days.
- To the extent that the Goods are to be manufactured in accordance with a Specification supplied by the Customer, the Customer shall indemnify EOF against all liabilities, costs, expenses, damages and losses (including any direct, indirect or consequential losses, loss of profit, loss of reputation and all interest, penalties and legal and other professional costs and expenses) suffered or incurred by EOF in connection with any claim made against EOF for actual or alleged infringement of a third party's intellectual property rights arising out of or in connection with EOF's use of the Specification. This clause 10 shall survive termination of the Contract.

- EOF reserves the right to discontinue the manufacture or supply of the Goods or amend the specification of the Goods without notice:
  - if required by any applicable statutory or regulatory requirements; or
  - in accordance with its policy of continuous product development.

## CANCELLATIONS AND VARIATIONS

- It is in EOF's sole discretion, having regard to any agreed delivery dates, when to commence manufacture of the Goods. Cancellations must be communicated to EOF in writing. Cancellations received by EOF:
  - prior to manufacture may, in EOF's sole discretion, be subject to a 25% administration cost (such cost being a genuine pre-estimate of the cost of, amongst other things, the rescheduling of production runs);
  - following commencement of manufacture will be charged in full;
  - in respect of outsourced Goods (i.e. not manufactured by EOF) shall be subject to a 25% administration cost (such cost being a genuine pre-estimate of EOF cancelling its order with any third party supplier), please note that whilst EOF may, but shall be under no obligation so to do, have regard to the stage of production reached when receiving the Customer's notice of cancellation when determining cancellation costs it reserves the right to charge for cancellations in full. Specials shall always be charged in full.
- If the Customer wishes to change anything in the Contract, the request must be made in writing. EOF will inform the Customer whether it is willing to agree to the change and, if so, what will be the impact on the price and delivery date. The Customer must notify EOF in writing within 2 days of receiving EOF's response whether these changes are accepted and if so, the Contract will be deemed to have been varied accordingly. EOF will not proceed with the change until this notice is received. A request to reduce the quantity of Goods ordered will not result in a price reduction unless otherwise agreed in writing by EOF.

## DELIVERY

- EOF shall ensure that:
  - each delivery of the Goods is accompanied by a delivery note which shows the date of the Order, all relevant Customer and EOF reference numbers, the type and quantity of the Goods (including the code number of the Goods, where applicable), special storage instructions (if any) and, if the Order is being delivered by instalments, the outstanding balance of Goods remaining to be delivered; and
  - if EOF requires the Customer to return any packaging materials to EOF, that fact is clearly stated on the delivery note. The Customer shall make any such packaging materials available for collection at such times as EOF shall reasonably request. Returns of packaging materials shall be at EOF's expense.
- EOF shall deliver the Goods to the location set out in the Order (one address only) or such other location as the parties may agree ("Delivery Location") at any time after EOF notifies the Customer that the Goods are ready. Delivery requests for alternative addresses will be charged at a minimum of £124.00 and must be approved by EOF's Customer Services Team prior to placing the Order. EOF reserves the right to decline any such request.
- Delivery of the Goods shall be completed on the Goods' arrival at the Delivery Location and in the case of ex-works on EOF notifying the Customer that the Goods are ready for collection. All deliveries must be signed for & appropriately dated. Items cannot be signed unchecked, it is the Customer's responsibility to visually check items delivered and investigate items where the packaging is visibly damaged or torn. Deliveries are inclusive of tailboard only where it is the Customer's responsibility to provide free assistance in unloading the vehicle. Once unloaded to the tailboard of the vehicle and handed to the Customer, it is their responsibility from here on. Notification of shortages and/or damages must be made in writing to EOF within 3 days of delivery.
- Any dates quoted for delivery are approximate only, and the time of delivery is not of the essence. EOF shall not be liable for any delay in delivery of the Goods that is caused by a Force Majeure Event or the Customer's failure to provide EOF with adequate delivery instructions or any other instructions that are relevant to the supply of the Goods. EOF deliver on multi-drop vehicles and no guarantee can be made to set timescales. However, if the volume permits a dedicated delivery can be made (subject to additional costs) and an estimated time of delivery can be requested. In such cases EOF will not be liable for financial penalties resulting in late delivery of products.
- EOF shall have no liability for any failure to deliver the Goods to the extent that such failure is caused by a Force Majeure Event or the Customer's failure to provide EOF with adequate delivery instructions or any other instructions that are relevant to the supply of the Goods.

- If the Customer fails to take delivery of the Goods within 3 Business Days of EOF notifying the Customer that the Goods are ready, then, except where such failure or delay is caused by a Force Majeure Event or EOF's failure to comply with its obligations under the Contract:
  - delivery of the Goods shall be deemed to have been completed at 9.00 am on the third Business Day after the day on which EOF notified the Customer that the Goods were ready; and
  - EOF shall store the Goods until delivery takes place, and charge the Customer for all related costs and expenses (including insurance, storage and redelivery).
- If 10 Business Days after the day on which EOF notified the Customer that the Goods were ready for delivery the Customer has not taken delivery of them, EOF may resell or otherwise dispose of part or all of the Goods and, after deducting reasonable storage and selling costs, account to the Customer for any excess over the price of the Goods paid by the Customer or charge the Customer for any shortfall below the price of the Goods.
- EOF may deliver the Goods by instalments, which shall be invoiced and paid for separately. Each instalment shall constitute a separate Contract. Any delay in delivery or defect in an instalment shall not entitle the Customer to cancel any other instalment.

## QUALITY/RETURNS

- EOF warrants that on delivery, and for a period of 5 years from the date of delivery ("Warranty Period"), the Goods shall:
  - conform in all material respects with their description and any applicable Specification;
  - be free from material defects in design, material and workmanship; and
  - be of satisfactory quality (within the meaning of the Sale of Goods Act 1979); and
  - be fit for any purpose held out by EOF.
- Subject to clause 24 if:
  - the Customer gives notice in writing to EOF during the Warranty Period within a reasonable time of discovery that some or all of the Goods do not comply with the warranty set out in clause 22;
  - EOF is given a reasonable opportunity of examining such Goods; and
  - the Customer (if asked to do so by EOF) returns such Goods to EOF's place of business at EOF's cost, EOF shall, at its option, repair or replace the defective Goods, or refund the price of the defective Goods in full.
- EOF shall not be liable for the Goods' failure to comply with the warranty set out in clause 22 in any of the following events:
  - the Customer makes any further use of such Goods after giving notice in accordance with clause 22;
  - the defect arises because the Customer failed to follow EOF's oral or written instructions as to the storage, commissioning, installation, use and maintenance of the Goods or (if there are none) good trade practice regarding the same;
  - the defect arises as a result of EOF following any drawing, design or Specification supplied by the Customer;
  - the Customer alters or repairs such Goods without EOF's prior written consent;
  - the defect arises as a result of fair wear and tear, wilful damage, negligence, or abnormal storage or working conditions; or
  - the Goods differ from their description or, as the case may be, the Specification as a result of changes made to ensure they comply with applicable statutory or regulatory requirements.
- Wood veneers vary in grain and colour, EOF do not book match veneers and work with pre-veneered boards limiting the matching of veneers on adjoining surfaces. EOF will not be liable whatsoever for any variation and shall be under no obligation to accept return of Goods where a variation occurs. Veneer is a natural material and variations on pre-veneered board are inevitable. If the Customer requires book matching on veneers a specialist supplier should be identified and appointed.
- Except as provided in clauses 22 to 26 (inclusive), EOF shall have no liability to the Customer in respect of the Goods' failure to comply with the warranty set out in clause 22.
- Except as set out in these Conditions, all warranties, conditions and other terms implied by statute or common law are, to the fullest extent permitted by law, excluded from the Contract.
- These Conditions shall apply to any repaired or replacement Goods supplied by EOF.

# Terms and Conditions

## TITLE AND RISK

29. The risk in the Goods shall pass to the Customer on completion of delivery.
30. Title to the Goods shall not pass to the Customer until EOF has received payment in full (in cash or cleared funds) for:
- 30.1 the Goods; and
- 30.2 any other goods or services that EOF has supplied to the Customer.
31. Until title to the Goods has passed to the Customer, the Customer shall:
- 31.1 hold the Goods on a fiduciary basis as EOF's bailee;
- 31.2 store the Goods separately from all other goods held by the Customer so that they remain readily identifiable as EOF's property;
- 31.3 not remove, deface or obscure any identifying mark or packaging on or relating to the Goods;
- 31.4 maintain the Goods in satisfactory condition and keep them insured against all risks for their full price from the date of delivery;
- 31.5 notify EOF immediately if it becomes subject to any of the events listed in clause 43; and
- 31.6 give EOF such information relating to the Goods as EOF may require from time to time, but the Customer may resell or use the Goods in the ordinary course of its business.
32. If before title to the Goods passes to the Customer the Customer becomes subject to any of the events listed in clause 43, or EOF reasonably believes that any such event is about to happen and notifies the Customer accordingly, then, provided that the Goods have not been resold, or irrevocably incorporated into another product, and without limiting any other right or remedy EOF may have, EOF may at any time require the Customer to deliver up the Goods and, if the Customer fails to do so promptly, enter any premises of the Customer or of any third party where the Goods are stored in order to recover them.

## FINANCIAL - PRICES

33. The price of the Goods shall be the price set out in the Order, or, if no price is quoted, the price set out in EOF's published price list in force as at the date of delivery.
34. EOF may, by giving notice to the Customer at any time before delivery, increase the price of the Goods to reflect any increase in the cost of the Goods that is due to:
- 34.1 any factor beyond EOF's reasonable control (including foreign exchange fluctuations, increases in taxes and duties, and increases in labour, materials and other manufacturing costs);
- 34.2 any request by the Customer to change the delivery date(s), quantities or types of Goods ordered, or the Specification; or
- 34.3 any delay caused by any instructions of the Customer or failure of the Customer to give EOF adequate or accurate information or instructions.
35. The price of the Goods is inclusive of the costs and charges of packaging. (Export product will be subject to additional charges, please contact the Elite Customer Services for prices).
36. The price of the Goods is exclusive of amounts in respect of value added tax ("VAT"). The Customer shall, on receipt of a valid VAT invoice from EOF, pay to EOF such additional amounts in respect of VAT as are chargeable on the supply of the Goods.

## FINANCIAL - PAYMENT

37. EOF requires 2 bank references for new account applications and reserves the right to change its financial requirements as and when it deems it appropriate.
38. EOF may invoice the Customer for the Goods on or at any time after the completion of delivery.
39. The Customer shall pay the invoice in full and in cleared funds by the end of the month following the month the invoice was dated. Time of payment is of the essence.
40. If the Customer fails to make any payment due to EOF under the Contract by the due date for payment ("due date"), then the Customer shall pay interest on the overdue amount at the rate of 2.5% per annum above [HSBC]'s base rate from time to time. Such interest shall accrue on a daily basis from the due date until the date of actual payment of the overdue amount, whether before or after judgment. The Customer shall pay the interest together with the overdue amount. EOF reserves the right to charge interest on any overdue payment in accordance with the Late Payment of Commercial Debts (Interest) Act 1998. The Customer shall be liable for all reasonable costs (including legal and court costs) associated with the collection of overdue accounts.

41. The Customer shall pay all amounts due under the Contract in full without any deduction or withholding except as required by law and the Customer shall not be entitled to assert any credit, set-off or counterclaim against EOF in order to justify withholding payment of any such amount in whole or in part. EOF may at any time, without limiting any other rights or remedies it may have, set off any amount owing to it by the Customer against any amount payable by EOF to the Customer.

## CUSTOMER'S INSOLVENCY OR INCAPACITY

42. If the Customer becomes subject to any of the events listed in clause 43, or EOF reasonably believes that the Customer is about to become subject to any of them and notifies the Customer accordingly, then, without limiting any other right or remedy available to EOF, EOF may cancel or suspend all further deliveries under the Contract or under any other contract between the Customer and EOF without incurring any liability to the Customer, and all outstanding sums in respect of Goods delivered to the Customer shall become immediately due.
43. For the purposes of clause 42, the relevant events are:
- 43.1 the Customer suspends, or threatens to suspend, payment of its debts, or is unable to pay its debts as they fall due or admits inability to pay its debts, or (being a company) is deemed unable to pay its debts within the meaning of section 123 of the Insolvency Act 1986, or (being an individual) is deemed either unable to pay its debts or as having no reasonable prospect of so doing, in either case, within the meaning of section 268 of the Insolvency Act 1986, or (being a partnership) has any partner to whom any of the foregoing apply;
- 43.2 the Customer commences negotiations with all or any class of its creditors with a view to rescheduling any of its debts, or makes a proposal for or enters into any compromise or arrangement with its creditors other than (where the Customer is a company) where these events take place for the sole purpose of a scheme for a solvent amalgamation of the Customer with one or more other companies or the solvent reconstruction of the Customer;
- 43.3 (being a company) a petition is filed, a notice is given, a resolution is passed, or an order is made, for or in connection with the winding up of the Customer, other than for the sole purpose of a scheme for a solvent amalgamation of the Customer with one or more other companies or the solvent reconstruction of the Customer;
- 43.4 (being an individual) the Customer is the subject of a bankruptcy petition or order;
- 43.5 a creditor or encumbrancer of the Customer attaches or takes possession of, or a distress, execution, sequestration or other such process is levied or enforced on or sued against, the whole or any part of its assets and such attachment or process is not discharged within 14 days;
- 43.6 (being a company) an application is made to court, or an order is made, for the appointment of an administrator or if a notice of intention to appoint an administrator is given or if an administrator is appointed over the Customer;
- 43.7 (being a company) a floating charge holder over the Customer's assets has become entitled to appoint or has appointed an administrative receiver;
- 43.8 a person becomes entitled to appoint a receiver over the Customer's assets or a receiver is appointed over the Customer's assets;
- 43.9 any event occurs, or proceeding is taken, with respect to the Customer in any jurisdiction to which it is subject that has an effect equivalent or similar to any of the events mentioned in clause 43.1 to clause 43.8 (inclusive);
- 43.10 the Customer suspends, threatens to suspend, ceases or threatens to cease to carry on all or substantially the whole of its business;
- 43.11 the Customer's financial position deteriorates to such an extent that in EOF's opinion the Customer's capability to adequately fulfil its obligations under the Contract has been placed in jeopardy; and
- 43.12 (being an individual) the Customer dies or, by reason of illness or incapacity (whether mental or physical), is incapable of managing his or her own affairs or becomes a patient under any mental health legislation.
- 43.13 Termination of the Contract, however arising, shall not affect any of the parties' rights and remedies that have accrued as at termination. Clauses which expressly or by implication survive termination of the Contract shall continue in full force and effect.

## LIMITATION OF LIABILITY

44. Nothing in these Conditions shall limit or exclude EOF's liability for:
- 44.1 death or personal injury caused by its negligence, or the negligence of its employees, agents or subcontractors (as applicable);
- 44.2 fraud or fraudulent misrepresentation;

- 44.3 breach of the terms implied by section 12 of the Sale of Goods Act 1979;
- 44.4 defective products under the Consumer Protection Act 1987; or
- 44.5 any matter in respect of which it would be unlawful for the EOF to exclude or restrict liability.

45. Subject to clause 44:

- 45.1 EOF shall under no circumstances whatever be liable to the Customer, whether in contract, tort (including negligence), breach of statutory duty, or otherwise, for any loss of profit, or any indirect or consequential loss arising under or in connection with the Contract; and
- 45.2 EOF's total liability to the Customer in respect of all other losses arising under or in connection with the Contract, whether in contract, tort (including negligence), breach of statutory duty, or otherwise, shall in no circumstances exceed the price of the Goods.

## FORCE MAJEURE

46. EOF shall not be liable for any failure or delay in performing its obligations under the Contract to the extent that such failure or delay is caused by a Force Majeure Event. A Force Majeure Event means any event beyond a party's reasonable control, which by its nature could not have been foreseen, or, if it could have been foreseen, was unavoidable, including strikes, lock-outs or other industrial disputes (whether involving its own workforce or a third party's), failure of energy sources or transport network, acts of God, war, terrorism, riot, civil commotion, interference by civil or military authorities, national or international calamity, armed conflict, malicious damage, breakdown of plant or machinery, nuclear, chemical or biological contamination, sonic boom, explosions, collapse of building structures, fires, floods, storms, earthquakes, loss at sea, epidemics or similar events, natural disasters or extreme adverse weather conditions, or default of suppliers or subcontractors. If the event of force majeure continues for a continuous period in excess of 43 months, the Customer shall be entitled to give notice in writing to EOF to terminate the Contract.

## GENERAL

47. EOF may at any time assign, transfer, charge, subcontract or deal in any other manner with all or any of its rights or obligations under the Contract.
48. The Customer may not assign, transfer, charge, subcontract or deal in any other manner with all or any of its rights or obligations under the Contract without EOF's prior written consent.
49. Any notice or other communication given to a party under or in connection with the Contract shall be in writing, addressed to that party at its registered office (if it is a company) or its principal place of business (in any other case) or such other address as that party may have specified to the other party in writing in accordance with this clause, and shall be delivered personally, sent by pre-paid first class post, recorded delivery, commercial courier, fax or e-mail.
50. A notice or other communication shall be deemed to have been received: if delivered personally, when left at the address referred to in clause 49; if sent by pre-paid first class post or recorded delivery, at 9.00 am on the second Business Day after posting; if delivered by commercial courier, on the date and at the time that the courier's delivery receipt is signed; or, if sent by fax or e-mail, one Business Day after transmission.
51. The provisions of clauses 49 and 50 shall not apply to the service of any proceedings or other documents in any legal action.
52. If any court or competent authority finds that any provision of the Contract (or part of any provision) is invalid, illegal or unenforceable, that provision or part-provision shall, to the extent required, be deemed to be deleted, and the validity and enforceability of the other provisions of the Contract shall not be affected.
53. If any invalid, unenforceable or illegal provision of the Contract would be valid, enforceable and legal if some part of it were deleted, the provision shall apply with the minimum modification necessary to make it legal, valid and enforceable.
54. A waiver of any right or remedy under the Contract is only effective if given in writing and shall not be deemed a waiver of any subsequent breach or default. No failure or delay by a party to exercise any right or remedy provided under the Contract or by law shall constitute a waiver of that or any other right or remedy, nor shall it preclude or restrict the further exercise of that or any other right or remedy. No single or partial exercise of such right or remedy shall preclude or restrict the further exercise of that or any other right or remedy.
55. A person who is not a party to the Contract shall not have any rights under or in connection with it.
56. Except as set out in these Conditions, any variation to the Contract, including the introduction of any additional terms and conditions, shall only be binding when agreed in writing and signed by EOF.
57. The Contract, and any dispute or claim arising out of or in connection with it or its subject matter or formation (including non-contractual disputes or claims), shall be governed by, and construed in accordance with, English law, and the parties irrevocably submit to the exclusive jurisdiction of the courts of England and Wales.

## ELITE OFFICE FURNITURE UK LIMITED

### Goole Office, Showroom & Factory

Elite Road  
Goole  
East Yorkshire  
DN14 8BF  
United Kingdom

Tel. +44 (0)1405 746000

Email. [sales@elite-furniture.co.uk](mailto:sales@elite-furniture.co.uk)  
[www.elite-furniture.co.uk](http://www.elite-furniture.co.uk)

### London Office and Showroom

81-87 St John Street  
Clerkenwell  
London  
EC1M 4NQ  
United Kingdom

Tel. +44 (0)20 7490 4909

Email. [londonshowroom@elite-furniture.co.uk](mailto:londonshowroom@elite-furniture.co.uk)